

Product Data Sheet: RIU Remote Indicator Unit



Description

The RIU range of remote indicator units are designed for fire detection systems requiring local indication of an individual or group of fire detectors in alarm utilising and LED with a wide area of illumination and high on/off contrast.

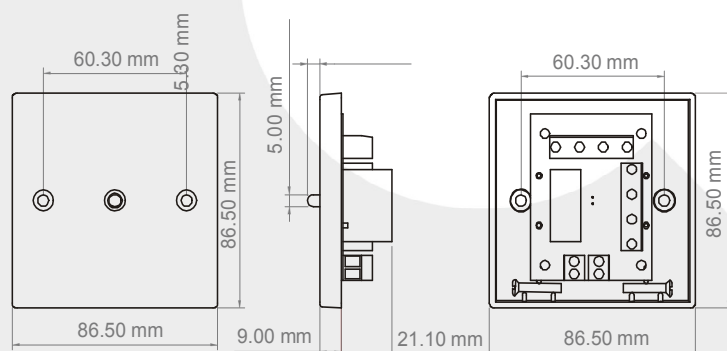
Using a single gang purpose designed moulding, the range operate with many types of conventional and analogue addressable fire detectors, frequently eliminating the requirements to stock two types of indicator.

They may also be used for other applications requiring a local visual indicator. Process control, security and shut down operations are typical environments where this indicator may be used.

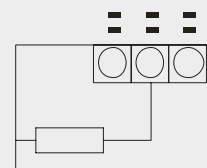
The standard version is a square gang unit, with or without 'Fire Detector Operated' text and also available with a deep back box. A circular version (RIU-06) is available without text.

For text in other languages please consult our Sales Office.

Connection



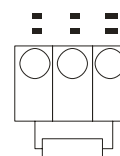
(RIU-02)



For conventional systems connect across load resistor (terminals 1 & 3)

For most intelligent systems connect across LED (Terminals 2 & 3)

(RIU-06)



For conventional systems connect across load resistor (terminals 1 & 2)

For most intelligent systems connect across LED (Terminals 2 & 3)

Technical Information

Part No.	RIU-01	RIU-01B	RIU-02	RIU-02B	RIU-06
Voltage Range:	5 - 28Vdc				
IP Rating:	IP42				
Back Box:	NO	YES	NO	YES	NO
Text:	NO	NO	YES	YES	NO
Current @ 24Vdc (via resistor):	24mA				
Weight:	38g	95g	38g	95g	117g
Back Box:	No	Yes	No	Yes	No