



Attenuator (Volume Control) ATT-0501/3 & 1001/3 Series

The ATT series attenuators have been designed to offer an attractive low profile appearance when flush mounted. The units have a snap fit fascia plate, which neatly masks any unsightly fixing screws. A low profile 12 position (including off) rotary switch has been employed with 'Smooth-Click' for a very high quality feel when operated. The rotary switch does not have a stop position and can be operated continuously through maximum and off positions. High quality auto transformers have been used in order to give excellent frequency response, low insertion loss and reliability, when attenuating a high impedance signal.

Power options available are 50 & 100 watts at 100 volt line. Units have **Tri-wire system**, which allows for paging override in emergency or priority announcements, at maximum volume level, for where the control is normally set at a very low or off setting. Optional surface mount back box SUB-1000 can be ordered separately or with attenuator (order code 'S', e.g. ATT-1001/3S).

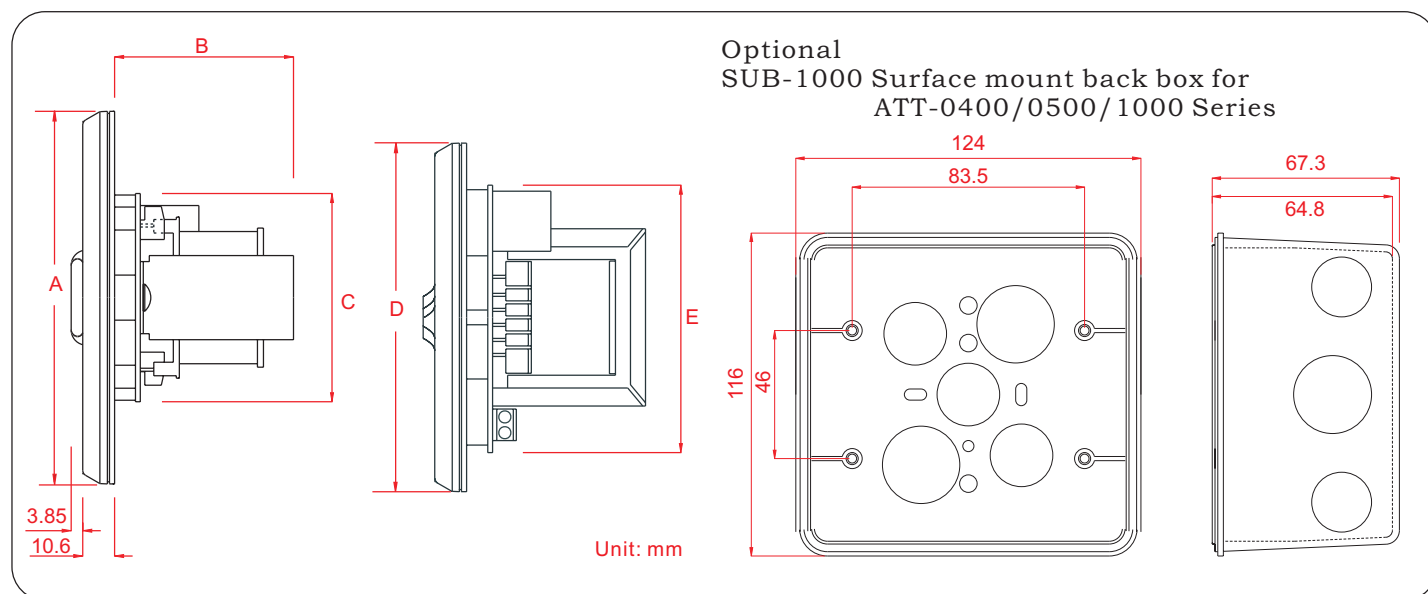
Recommended electrical flush mount boxes are standard USA double gang boxes at least 2.50" deep or equivalent.



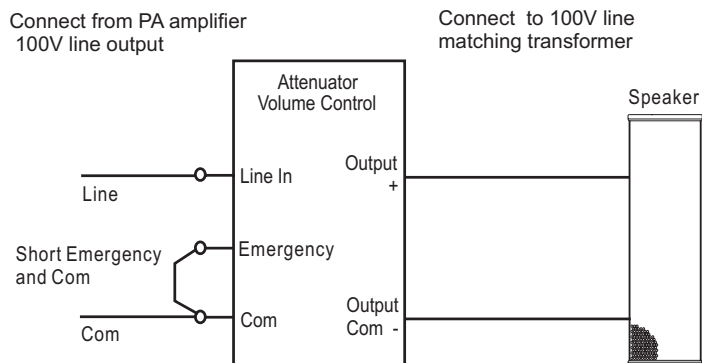
ATT-0501/3 & 1001/3 Series

- **Unique Low-profile design.**
- **Hardware free fascia.**
- **12 position (inc. off) 'Smooth Click' rotary switch with 360 degree operation.**
- **50 & 100 watt, 100 volt line options.**
- **Designed for flush mounting or surface mounting via SUB-1000 back box.**
- **High quality auto transformer for excellent frequency response, low insertion loss and reliability.**
- **Tri-Wire system for emergency paging and override.**
- **High Impact ABS self extinguishing UL94V0 construction.**
- **Standard colour is White (RAL 9016).**

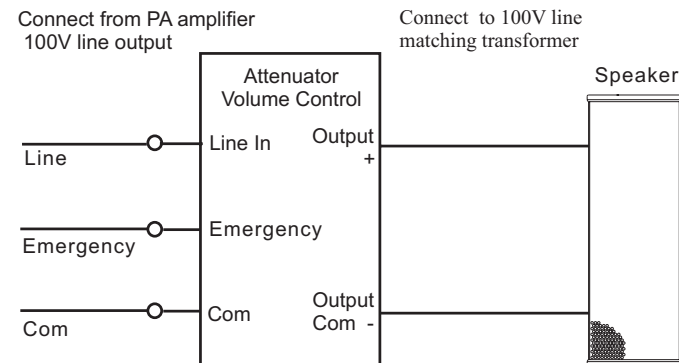
Model No.	ATT-0501/3	ATT-1001/3
Rated Power (rms)	50W	100W
Line voltage	100V	
Switch position	11 + off	
Attenuation per step	3dB (On the last 2 steps the power drops off 6dB per step for better control on the low end)	
Total Attenuation	36dB	
Insertion Loss	Less than 0.5dB	
Plate Size	Double gang	
Material	Cover & Wall Plate: UL94V0 High impact ABS	
Colour/Finish	White (RAL 9016)	
Dimensions A mm (in)	124 (4.88)	
Dimensions B mm (in)	52 (2.05)	57 (2.42)
Dimensions C mm (in)	69.5 (2.74)	
Dimensions D mm (in)	116 (4.57)	
Dimensions E mm (in)	89 (3.50)	
Net Weight (ea) Kgs (lbs)	0.54 (1.19)	0.8 (1.76)
Shipping Weight (30 pcs) Kgs (lbs)	18.5 (41)	26 (57)
Shipping Meas't (30 pcs)	2.2 cuft	
Recommended Flush Box	Standard U.S.A. Boxes at least 2-1/2" deep or equivalent	



Schematic: Standard Connection



Schematic: Tri-wire Emergency Connection



ATT-0501/3 & 1001/3 SERIES

Public Address Loudspeakers