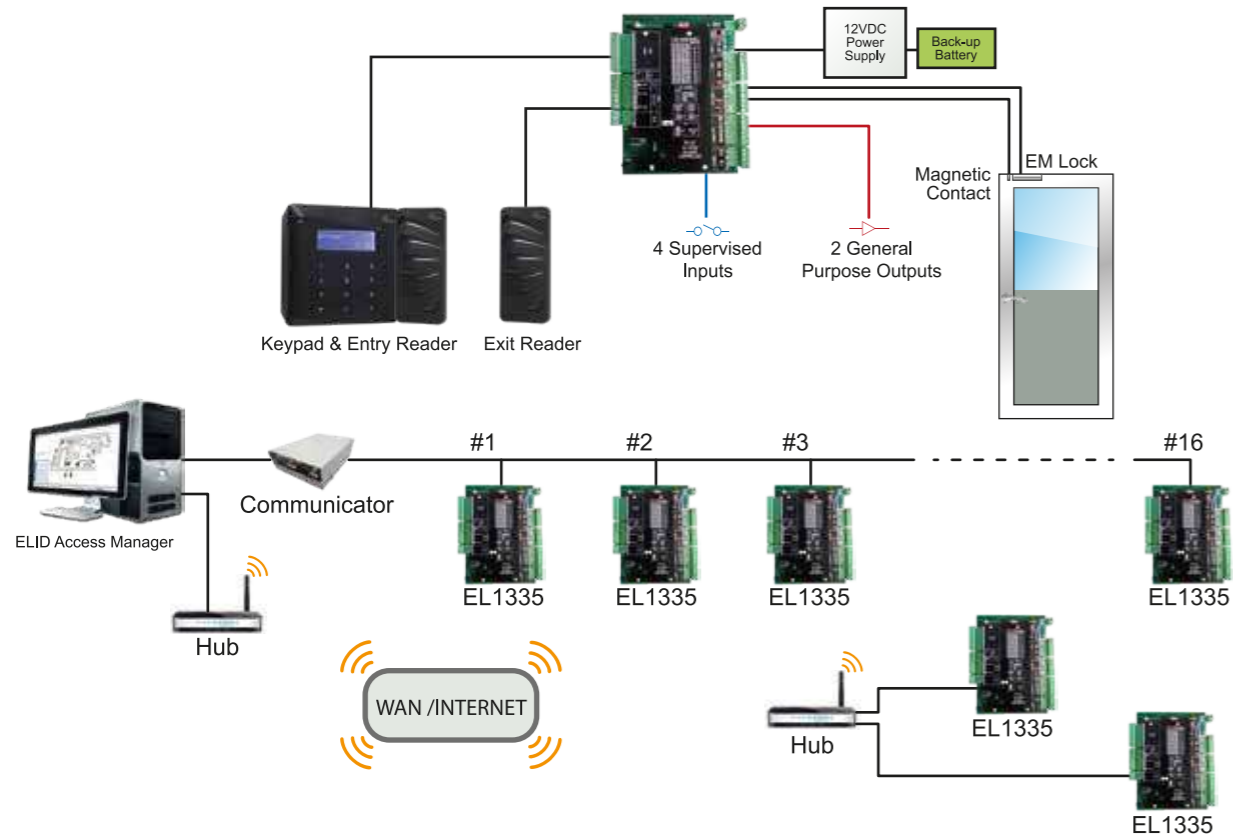

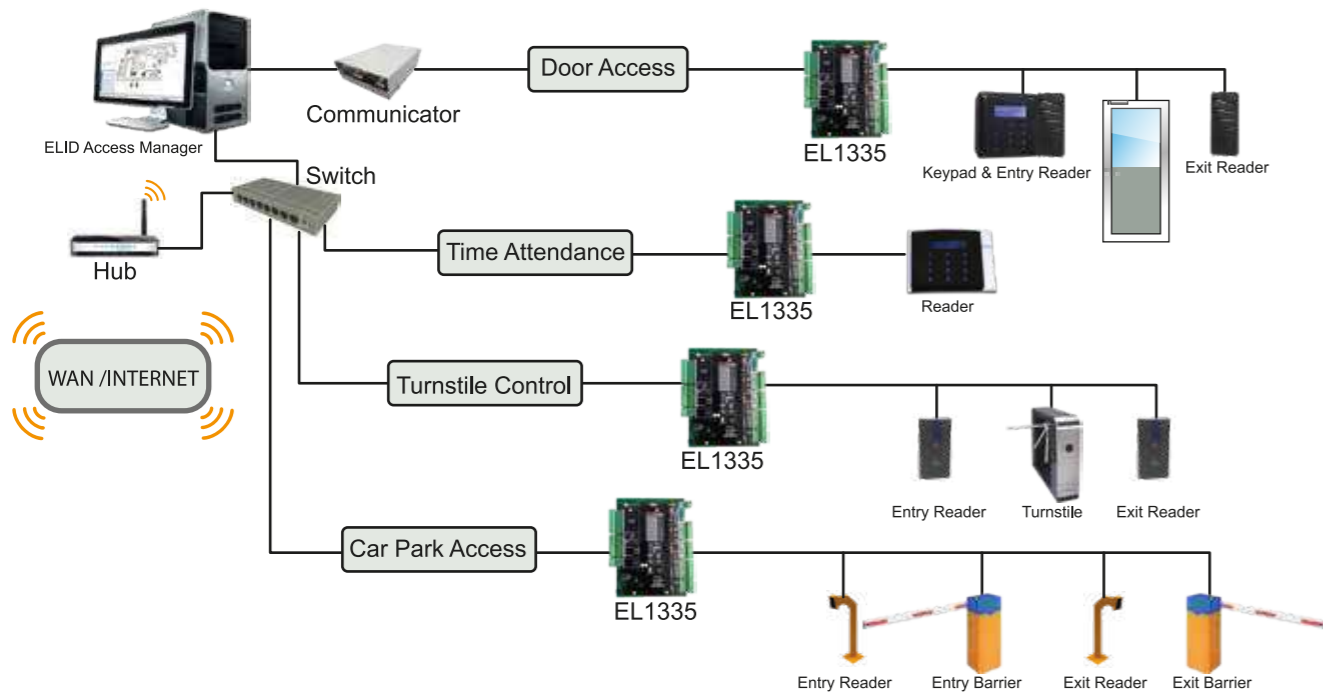


EL1335 Standard Configuration



EL1335 System Configuration



EL1335

Single-door Access Control System

Your Pathway To A Whole New Experience!



For more information: Check out the website at www.elid.com, or contact our dealers. ELID has a policy of continuous research and development, and reserves the right to change specifications without notice.

www.elid.com

we make your world secure

About

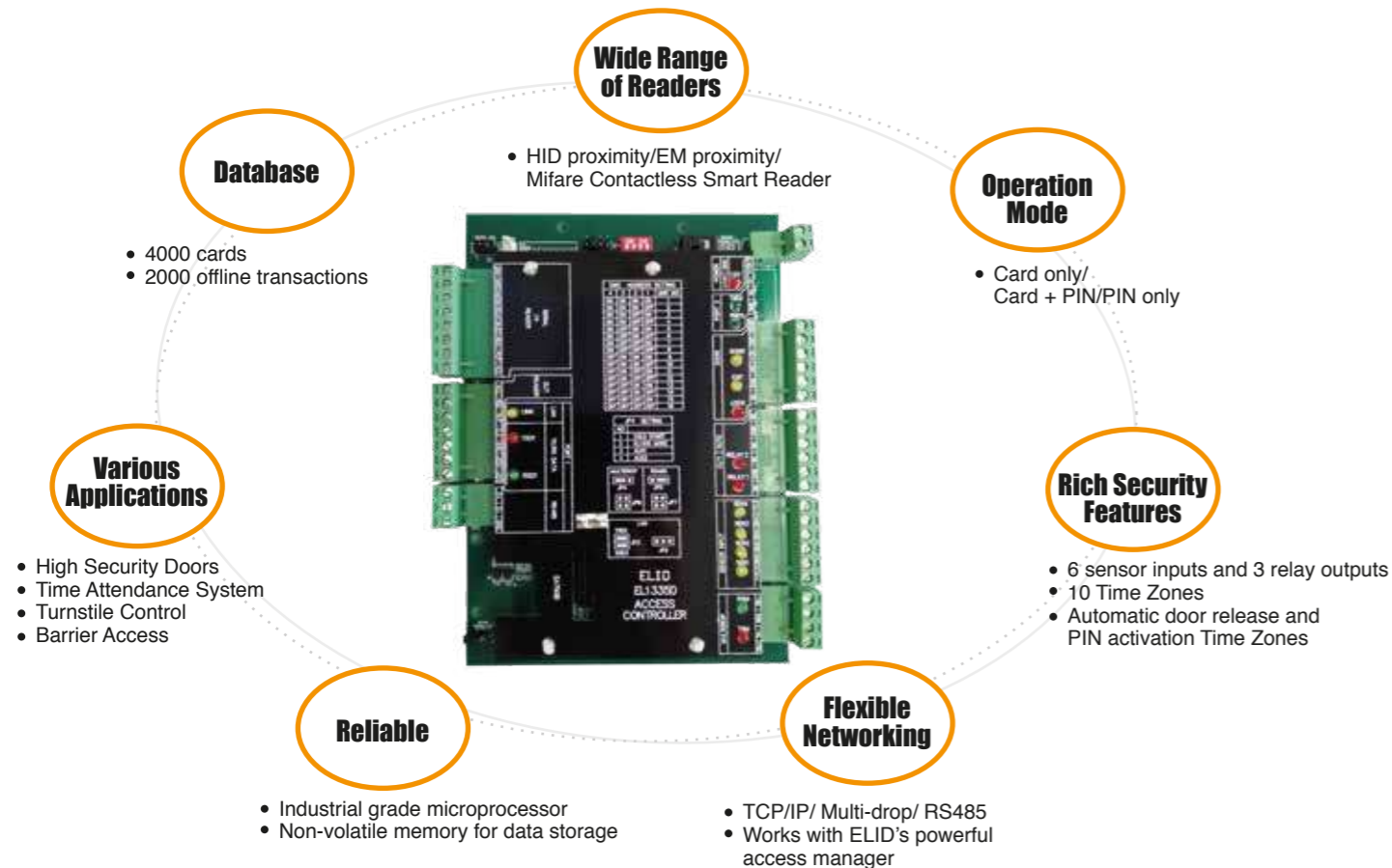
EL1335 is a single door networkable access controller. It is designed for mounting inside a metal panel together with a power supply and back-up battery.

EL1335 replaces the popular EL1330 and has a top faceplate that gives protection to the electronics. Connectors and jumper settings are clearly labelled on the faceplate. Unlike EL1330, EL1335 has communication hardware settings, and all low-level parameters can be set through E.Win or WinPro.

For stand-alone operation, all functions can be programmed through its entry reader/keypad unit. Multiple units can be connected together such that programming and report generations are handled through a PC running an ELID access management software. The dual modes provide options for users to operate the controller without any hassles. The size of the system depends on the software used. E.WIN can control up to 128 units of EL1335, whilst Sphere will be able to control up to 1,024 units of EL1335.

EL1335 features Flash as program storage which allows in-circuit firmware update via PC on-site. It eliminates the need of memory chips replacement. EL1335 offers a wide choice of communication modes with PC, namely, RS485, ELID proprietary Multi-drop and TCP/IP.

Features



















Specifications

Features	
MCU	8-bit CPU running at 20 MHz
Memory	32+32KB EEPROM
Clock	Real-time Clock with Lithium back-up
Communication Interface	Multi-drop or RS485 or TCP/IP (Optional LAN module)
Output	3
Input	6
Power Supply	12 VDC
Current Consumption	0.5A
Operating Temperature (°C)	0-50
On-board Back-up Battery	Yes
Card Database	3,000
Transaction Database	2,000

Features	
Card Format	Wiegand 26-bit, Free Wiegand, HID
Operation Mode	3 (Card, Card + PIN, PIN) PIN Only mode: 20 sets
Time Zone	10
Timer	24
Holiday	20
Adjustable Lock Release Time	Yes
Permanent Lock Release	Yes
Automatic Pin Disable Time Zone	Yes
Automatic Lock Release Time Zone	Yes
Inhibit Access	Yes
Continuous Swiping	Yes
Anti-Passback	By reader

Ordering Information

Controller	Accessories	Reader
 <p>EL1335 Controller EL-1335-002D</p>	 EA79B LAN Module EA-0079-002  EM Proximity Card Mifare Contactless Smart Card HID Proximity Card  Metal Casing CS-1128DX  EP42S Power Supply EP-0042-003	 ER923/ ER723 EM Reader ER928 / ER728 Mifare Reader ERH923 HID Reader  QR Reader  C17/ C18/ C28 Face Recognition Reader  ER301 Fingerprint Reader
Communicator	Software	Keypad Reader
 EL70Q Communicator EL070Q001  EL70S Converter EL070S001	 E.Win  WinPro 2	 EK9S Keypad ER0009001 ER0009B01  EK9R Keypad ER0009R01 ER0009RB1  EK748 Keypad Reader ER0748SE1 ER0748SM1