

FERMAX



2008
GENERAL CATALOGUE

WARRANTY

All Fermax products have a 24 months warranty.

Fermax' obligation under this warranty, however, is expressly limited (at Fermax' option) to replacing, repairing, or issuing credit for any product returned to FERMAX within twenty four (24) months from date of shipment by FERMAX and then only if: (a) the defective product is returned to FERMAX, transport charges prepaid, (b) examination of the product discloses to FERMAX' satisfaction that defects in the product have not been caused by misuse, neglect, improper installation, repair alteration or accident and (c) returned material must attach the "Authorization for return" form. This warranty does not cover problems arising due to causes with the equipment (for example deficiencies in installation or incorrect wiring), nor breakdowns caused by incorrect manipulation or blows.

LIMIT OF LIABILITY

It is expressly understood and agreed that FERMAX is not an insurer that the products or services sold hereunder will perform functions or prevent occurrences, or the consequences thereof which the products or services are designed to perform or prevent: that FERMAX shall be exempt from liability for all loss or damage therefrom; and that insurance, if any, shall be obtained by the Distributor.

Liability shall be limited to an amount to the consideration paid by the distributor for such products or services as the distributor exclusive remedy.

DELIVERY

- 15 days after order confirmation and reception of payment
- Allow 30 days for special orders
- Every endeavour will be made by the Company to adhere to the delivery dates quoted, but such dates are only estimate and are not guaranteed neither shall they be a term of condition between the Buyer and the Company.
- The Buyer shall be responsible for arranging insurance on goods collected by their own carriers.
- Delay in delivery shall by no means entitle the Buyer to cancel the order or thereby render the Seller liable to the Buyer for any loss or expense arising from the delay unless otherwise agreed in writing.
- Ex works.

OWNIRSHIP OF GOODS

The goods shall remain the property of the Seller until paid for in full by the Buyer.

CANCELLATION

Cancellation of any order or goods or any part of an order will not be valid after the Buyer has placed the order unless the cancellaton is accepted by the Seller in writing.



FERMAX

HALO Panel



Board of Directors

FERMAX

A GREAT FAMILY BRAND

FERMAX is a family business of Spanish origin based in Valencia, Spain.

The company specializes in residential communication and access control equipment, both digital and analogue, enjoying a prominent position among the leading brands worldwide.

The company has developed on the basis of the values that have made it a success so far: the value of the family business and the value of specialization.

Faced with the diversification of businesses, FERMAX is committed to a unique business model.

Our clients are professionals with whom we establish lasting bonds based on good purchasing conditions, one to one technical assistance service and an exceptional product.

FERMAX IS GOOD BUSINESS



ALWAYS CLOSE TO OUR CLIENTS



The Company is currently present in China, UK, France, the United States, Poland, Singapore, India, Russia, Dubai, Colombia, Vietnam and the Slovak Republic, with 2 main production centres in Valencia and Shanghai. Our products are also sold in another 65 countries.

OUR CORPORATE IDENTITY

OUR MISSION

Design, manufacture and commercialize communication, security and comfort equipment for buildings which, while environmentally friendly, provide economic and social value able to satisfy the expectations of our employees, customers, shareholders and society as a whole.

OUR VISION

Brand image leader (Design, Innovation, Quality and Service). International leadership. A solid business with good results. A socially responsible company.

OUR VALUES

Client focus. Commitment to personal development. Results oriented management. International mentality.

OUR BUSINESS CULTURE



EUROPEAN SEAL OF EXCELLENCE



ISO 14001 CERTIFICATE



ISO 9001 CERTIFICATE

Our determination to continue to be an excellent company and one of the leading businesses in our sector worldwide makes us strive to achieve maximum quality standards, both in our products and processes.

Index

page

BASIC GUIDE

A brief outline of the catalogue 07

KITS

Basic guide / composition and accessories 11

PANELS

Halo / Cityline / Citymax / Bruto / Marine 37

ELECTRIC LOCK RELEASE

Surface / Flush mounted / specials 73

MONITORS AND TELEPHONES

iLoft / Loft / Loft Compact / Citymax 79

BUS 2 DIGITAL SYSTEM

94

ADS DIGITAL SYSTEM

98

ANALOGUE SYSTEM (4+N)

106

MDS DIGITAL SYSTEM

116

DETECTA-6 SYSTEM

128

ACCESS CONTROL

Intercommunication applications are included 134

TECHNICAL INFORMATION

Projects / Tables / Schemes of installations 150

INDEX BY REFERENCE

180

CONTACT US

190



Dear Client,

We are pleased to present the **FERMAX 2008 General Catalogue**, containing all the information on our products, with pictures as well as installation schemes and guides to the drafting of video entry projects, making it **an indispensable tool for the professional in our business**. This document contains more than 2,300 catalogued product references, information that has also been uploaded to the **Fermax.com** portal for your convenience.

In this new edition, also structured according to the different product lines, all easy to access, you will find the following important new features:

KITS and ACCESS CONTROL complete audio and video door entry sets (B/W and COLOUR) and their versions combined with access control readers, highlighting new stand-alone kits and different technologies that are adapted and complemented to cover all the access control applications possible.

OUTDOOR PANEL solutions for audio and video door entry systems: from the **HALO panel and its new line of accessories** - which combines colour video door entry and access control as standard - to the **new line of STAINLESS STEEL panels (MARINE)**, a specific format development created by industrial design consultants Benedito Design.

COLOUR VIDEO DOOR ENTRY MONITOR (flush fit). The main new techno&design feature for 2008 is the **iLoft video door entry system** in its exclusive extra flat, fitted colour version. This new monitor, also from Benedito Design, will mean an important growth in top line home projects. Presented at specialist trade fairs worldwide throughout 2007 and with its production in series already started, its acceptance enables us to harbour excellent prospects for the future.

COLOUR VIDEO DOOR ENTRY MONITORS (surface). The range is extended with the **LOFT COMPACT COLOUR** model, which will entail an increase in COLOUR video entry projects. It must be emphasized that **the Loft video entry family was the top seller in Spain** in 2005, 2006 and 2007, far ahead of other brands, which is why we believe that the new model will help our clients expand their business even more. **The LOFT TELEPHONE** is also available in all technologies.

BASIC HOME AUTOMATION AND DIGITAL HOME. We have encouraged collaboration with different home automation partners, in security and access control, to facilitate the integration of our products with higher level integration and automation systems in the digital home environment. **The DETECT 6** - ARC connectable - have undergone a substantial development since their original conception and is ready to provide great satisfaction to the professional as well as to a demanding consumer. A series of products that have evolved to synthesize the best rational functionalities in the home with simplicity and tremendous reliability.

We are sure that our catalogue will fulfil your expectations and meet your needs.

Thanks for your confidence.

Cristina Bordils
Marketing Director

FERMAX OFFICES:

VALENCIA

MADRID

BARCELONA

SEVILLA

ALICANTE

MALAGA

BILBAO

A CORUÑA

LISBON

PARIS

LONDON

SHANGHAI

BEIJING

NEW DELHI

SINGAPORE

MOSCOW

WARSAW

MIAMI

MEXICO CITY

SAO PAULO

BOGOTA

HO CHI MINH

MANAMA

DUBAI

BRATISLAVA



iLOFT Monitor

BASIC GUIDE

A BRIEF OUTLINE OF THE CATALOGUE

FERMAX

BASIC ELEMENTS IN AN AUDIO/VIDEO DOOR ENTRY SYSTEM INSTALLATION

OUTDOOR PANELS

CITYLINE



Continuous profile

CITYMAX



Modular composition

HALO



Interactive. Access Control.

BRUTO



Vandal resistant

MARINE



Stainless Steel

MONITORS AND TELEPHONES

iLOFT
MONITOR



Deluxe. COLOUR.
Flush mounting.

LOFT
MONITOR / TELEPHONE



Star. B/W and COLOUR.
Surface mounting.

LOFT COMPACT
MONITOR



Standar. B/W and COLOUR.
Surface mounting. Flush option.

CITYMAX
TELEPHONE



Classic.
Surface mounting.

To complete the installation, a power supply, a door lock release and the necessary accessories (depending of the case) are required.

NOTE: Others models, consult *System Section*.

WHICH SYSTEM TO USE

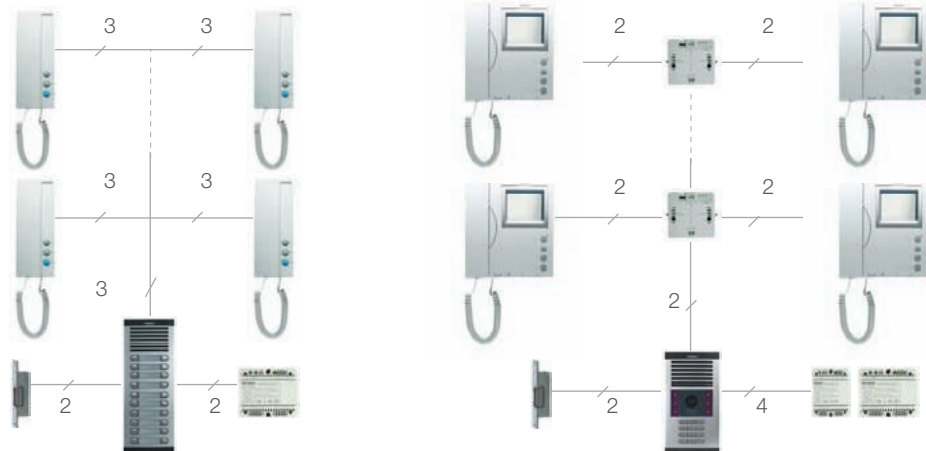
There are different types of audio or video door entry systems or technologies to use depending on the installation characteristics: n. of homes, n. of accesses, if it is a single building or a whole residential complex, etc.

Each system has its own features and wiring:

4+N ANALOGUE SYSTEM	Traditional system recommended for installations with few homes.
DIGITAL ADS SYSTEM DIGITAL BUS 2 SYSTEM	System recommended for medium sized or large installations, up to 199 homes. The wiring needed in ADS is reduced to a 3-wire bus in audio and 3+coaxial in video door entry. In the BUS2 system, only 2 wires are necessary in the whole installation for both audio and video door entry.
DIGITAL MDS SYSTEM	The most powerful and complete system which lets you tackle installations “with unlimited” accesses and homes. In addition to integrating management and access control functions and automation of devices. In a residential complex, can be combined with ADS or BUS2 systems in the interior blocks or buildings.

Sample installation diagrams:

- Audio door entry (ADS-3 wires)
- Video door entry (BUS2).



Here are some basic recommendations:

DETACHED FAMILY HOMES	See KITS SECTION . Choose your kit which includes the necessary material for installation in a single reference.
BUILDINGS UP TO 24 HOMES	See BUILDING KITS SECTION .
BUILDINGS WITH MORE THAN 25 HOMES	See KITS 199 and DIGITAL ADS System (3+coaxial) or BUS2 (2 wire) section.
RESIDENTIAL COMPLEX	See DIGITAL MDS and MDS combination with ADS or BUS2 System section.





KITS

ONE REFERENCE, ONE SET OF EQUIPMENT

FERMAX



The new
citykits

The Cityline panel is the original and ground-breaking curved profile panel for audio and video door entry systems.

Smart and modern, with an exquisite streamlined design and new finishes. We present the panel version for detached family homes in kit form.



AUDIO KITS



4900 1/W CITY AUDIO KIT

4901 2/W CITY AUDIO KIT

Installation: 2 wires.

Flush-mounted box included in the kits.

ACCESSORIES

8948 FLUSH-MOUNTED BOX

7061 SURFACE BOX

VIDEO KITS



B/W

4930 1/W CITY VIDEO KIT

4931 2/W CITY VIDEO KIT

Installation: 2 wires.



COLOUR

4933 1/W COLOUR CITY VIDEO KIT

4934 2/W COLOUR CITY VIDEO KIT

Installation: 2 wires.

3397 LOFT EXTRA TELEPHONE (2 WIRES)

3231 COLOUR CHALET LOFT MONITOR (2 WIRES)

3222 B/W CHALET LOFT MONITOR (2 WIRES)

AUDIO DOOR ENTRY KITS FOR INDIVIDUAL HOUSES

The audio door entry kits are supplied complete, ready for operation with all the necessary material: outdoor panel, power supply and telephone for the house, and the different accessories (depending on the model).



Star product



5 wires installation

6940 1/W CITYMAX DOOR ENTRY KIT

69406 PACK X6 DOOR ENTRY KITS

Includes 6 door entry kits, ref.6940. Industrial packaging.

6870 1/W CITYMAX DOOR ENTRY KIT

With lock release.

68705 1/W CITYMAX DOOR ENTRY KIT

With surface box.



5 wires installation

6926 1/W CITYMAX DOOR ENTRY KIT

With a window to personalise the home.

Wireless



1200 1/W DECT KIT

DECT wireless technology door entry system. Includes a Dect wireless home telephone for communication with the outdoor panel and to open the door. Compatible with standard telephone functions. Maximum distance between outdoor panel and telephone base: 30 m.



2 wires



5370 1/W 2-WIRES NEOX DOOR ENTRY KIT

Includes a NEOX surface outdoor panel and a SAILING telephone in metallic colours.

Stainless Steel



4650 1/W MARINE DOOR ENTRY KIT

Includes MARINE panel made of stainless steel and CITYMAX telephone. High protection in salty and damp atmospheres. Installation: 5 wires.

4651 2/W MARINE DOOR ENTRY KIT

Vandal resistant



2235 1/W BRUTO DOOR ENTRY KIT

Includes BRUTO vandal resistant panel and CITYMAX telephone. Installation: 5 wires.

Intercommunication



9022 1/W INTERCOM DOOR ENTRY KIT

Door entry kit with two telephones with internal communication. Expandable up to 12 telephones. Includes two decorative covers.

9042 INTERCOM KIT

Includes 2 telephones with internal communication. Not connectable to electronic door entry system panel. Expandable up to 12 telephones.

Press-to-talk



1151 1/W MICRO DOOR ENTRY KIT

Includes MICRO telephone with press-to-talk system. Installation: 3 wires.

With Private function



2261 1/W PRIVATE DOOR ENTRY KIT

The outdoor panel incorporates a control access system by proximity cards (Private). Includes 6 proximity cards (expandable up to 400). Installation: 5 wires.

With Memokey function



3602 1/W MEMOPHONE KIT

The outdoor panel incorporates a control access system by keypad (Memokey). Allows up to 100 codes/users. Installation: 5 wires.

3604 2/W MEMOPHONE KIT

NOTE: For more information about kits see *Composition and Accessories*.

AUDIO DOOR ENTRY KITS FOR BUILDINGS

FROM 2 TO 24 HOUSES (4+N (1 wire per home))

Electronic door entry kits for up to 24 homes include all the material needed in one reference: outdoor panel with pushbuttons and corresponding flush-fit box, power supply and home telephones.



2W	3W	4W	6W	8W	10W	12W	14W	16W	18W	20W	22W	24W
----	----	----	----	----	-----	-----	-----	-----	-----	-----	-----	-----

6325	2/W CITYMAX DOOR ENTRY KIT	9005	14/W CITYMAX DOOR ENTRY KIT
6330	3/W CITYMAX DOOR ENTRY KIT	9018	16/W CITYMAX DOOR ENTRY KIT
6335	4/W CITYMAX DOOR ENTRY KIT	9080	18/W CITYMAX DOOR ENTRY KIT
6340	6/W CITYMAX DOOR ENTRY KIT	9081	20/W CITYMAX DOOR ENTRY KIT
6345	8/W CITYMAX DOOR ENTRY KIT	9082	22/W CITYMAX DOOR ENTRY KIT
6350	10/W CITYMAX DOOR ENTRY KIT	9083	24/W CITYMAX DOOR ENTRY KIT
6355	12/W CITYMAX DOOR ENTRY KIT		

VOX 199 KITS (3 WIRES)

For buildings of **more than 25 homes** we recommend the VOX 199 KITS, which include: complete door entry panel with keypad, flush box and power supply for up to 80 homes. It is necessary to add 1 power supply (ref.4830) for every 80 additional telephones.

The house call is made by keying in the door number (or assigned code) on the outdoor panel keypad. The keypad also lets you open the door by entering a code. You can choose your option from among the following models:



6093 VOX 199 CITY KIT
With double panel. Includes directory panel for residents' names and door numbers.

6150 VOX 199 CITY KIT (1panel)
A single panel incorporates a directory for residents' names. Includes a decorative frame for the panel to improve appearance and to cover holes and imperfections.

6152 VOX 199 DIGITAL CITY KIT
The panel incorporates an electronic directory for residents' names and door numbers, with search facility. It also includes a decorative frame for the panel.

6153 VOX 199 DIGITAL BRUTO KIT
The vandal resistant panel incorporates an electronic directory with residents' names and door numbers with search facility.

VIDEO DOOR ENTRY KITS (FROM 1 TO 3 WAYS)

Video door entry kits for up to 3 homes are supplied complete, with all the material needed for immediate start-up: outdoor panel, power supply and home monitor, plus the different accessories depending on the model.



Star product



B/W digital video door entry kit.
Installation: 3+coax.

- 3340 1/W LOFT VIDEO KIT
- 3332 2/W LOFT VIDEO KIT
- 3334 3/W LOFT VIDEO KIT

Star product



B/W digital video door entry kit, with 2 monitors: LOFT and LOFT COMPACT model. Installation: 3+coax.

- 3350 1/W LOFT PLUS VIDEO KIT

Star product



COLOUR digital video door entry kit.
Installation: 3+coax.

- 3330 1/W LOFT COLOUR VID. KIT
- 3333 2/W LOFT COLOUR VID. KIT
- 3335 3/W LOFT COLOUR VID. KIT

2 wires



B/W video door entry kit. Includes surface NEOX panel.

- 5382 1/W NEOX VIDEO KIT
- 5384 2/W NEOX VIDEO KIT

Also configurable as 1/w video kit with 2 monitors.

Analogue



B/W and COLOUR video door entry kit.
Installation: 8+coax.

- 3342 1/W LOFT VIDEO KIT
- 3344 1/W COLOUR LOFT VIDEO KIT

Deluxe-Control Access



COLOUR video door entry system with HALO panel. Incorporates an access control system by proximity reader, termometre and clock. Includes 6 proximity cards. Non compatible with proximity keyring (ref.44501). Installation: 3+coax.

- 5710 1/W HALO VIDEO KIT

Deluxe



COLOUR video door entry system with OLYMPO 5" monitor. Installation: 3+coax.

- 5415 1/W OLYMPO VIDEO KIT

Deluxe



Video door entry system with SAILING monitor and a additional telephone in metallic colours. Installation: 3+coax.

- 5322 1/W SAILING VIDEO KIT
- 5312 1/W COLOUR SAILING VIDEO KIT

Stainless steel



Includes MARINE panel made of stainless steel. High protection in salty and damp atmospheres. Instalation: 3+coax.

- 4662 1/W MARINE VIDEO KIT
- 4665 1/W COLOUR MARINE VIDEO KIT

Vandal resistant




Includes antivandal BRUTO panel. Installation: 3+coax.

- 3356 1/W BRUTO VIDEO KIT
- 3357 1/W BRUTO COLOUR VIDEO KIT

NOTE: For more information about kits see *Composition and Accessories*.

With overhead camera




B/W video door entry kit. Extra surveillance. Installation: 3+coax.

3359 1/W CONTROL VIDEO KIT

Includes overhead camera.

Two cameras




B/W video door entry kit. Extra surveillance. Installation: 3+coax.

3358 1/W CONTROL PLUS VIDEO KIT

Includes two cameras: in panel and overhead.

With Memokey function



B/W video door entry system with image storage. The monitor stores up to 128 images of visitors. Installation: 3+coax.

6115 1/W MEMORY VIDEO KIT


Intercommunication



B/W video door entry system. Includes one monitor and one telephone with internal communication between them. Allows ampliations.

9002 1/W INTERCOM VIDEO KIT

With Private function



The panel incorporates an access control system by proximity reader. Includes 6 proximity cards. extendable up to 400 cards/users. Installation: 3+coax.

3360 1/W PRIVATE VIDEO KIT

3361 1/W COLOUR PRIVATE VIDEO KIT

With Memokey function



The panel incorporates an access control system by keypad. Extendable up to 100 codes/users. Installation: 3+coax.

3362 1/W MEMOVISION KIT

3363 1/W COLOUR MEMOVISION KIT

With home automation functions



Includes a DETECTA-6 monitor.

1230 1/W DETECTA-6 VIDEO KIT

1231 1/W COLOUR DETECTA-6 VIDEO KIT


NOTE: For more information about kits see *Composition and Accessories*.

VIDEO DOOR ENTRY KITS FOR BUILDINGS

FROM 4 TO 24 HOMES B/W (3+COAX)



Video door entry equipment for buildings up to 24 homes includes all the necessary material for installation in one reference, with the exception of the home terminals and video distributors.



- | | | | |
|------|-------------------------|------|------------------------------------|
| 3904 | 4/W BUILDING VIDEO KIT | 3916 | 16/W BUILDING VIDEO KIT |
| 3905 | 5/W BUILDING VIDEO KIT | 3918 | 18/W BUILDING VIDEO KIT |
| 3906 | 6/W BUILDING VIDEO KIT | 3920 | 20/W BUILDING VIDEO KIT |
| 3908 | 8/W BUILDING VIDEO KIT | 3921 | 20/W BUILDING VIDEO KIT (2 panels) |
| 3910 | 10/W BUILDING VIDEO KIT | 3922 | 22/W BUILDING VIDEO KIT |
| 3912 | 12/W BUILDING VIDEO KIT | 3924 | 24/W BUILDING VIDEO KIT |
| 3914 | 14/W BUILDING VIDEO KIT | | |

199 VIDEO DOOR ENTRY KITS (3+COAX)

For installations of more than 25 homes we recommended 199 VIDEO KITS that include: video outdoor panel with keypad and flush-mounted box, power supply (up to 40 homes). A power supply (ref.4830) is required every 40 additional monitors. The call can be made very simply by dialling the number of the door on a telephone-type keypad. The keypad can also open the door by entering a code which has been pre-programmed. There are different models:



With double panel. Directory panel included, for residents and the corresponding door numbers.

- | | |
|------|-----------------------------|
| 6092 | DIRECT 199 VIDEO KIT |
| 6094 | DIRECT 199 COLOUR VIDEO KIT |



A single panel includes the electronics and the directory for residents names. Includes decorative frame to improve the appearance of the panel and to hide holes and defects.

- | | |
|------|--------------------------------------|
| 6130 | DIRECT 199 VIDEO KIT (1panel) |
| 6131 | DIRECT 199 COLOUR VIDEO KIT (1panel) |



COLOR. Includes HALO, a digital interactive video door entry panel with double access control system by means of: keypad and proximity reader. Incorporates thermometer and clock . 6 proximity cards are included. Non compatible with proximity keyring (ref.44501).

- | | |
|------|-------------------|
| 5715 | HALO199 VIDEO KIT |
|------|-------------------|



The panel incorporates an electronic directory containing information on residents names and their door numbers, with search facility. Also includes decorative frame for the panel.

- | | |
|------|-----------------------------------|
| 6134 | 199 CITY DIGITAL VIDEO KIT |
| 6135 | 199 CITY DIGITAL COLOUR VIDEO KIT |



The vandal-resistant panel incorporates an electronic directory for residents names and their door numbers, with search facility.

- | | |
|------|------------------------------------|
| 6136 | 199 BRUTO DIGITAL VIDEO KIT |
| 6137 | 199 BRUTO DIGITAL COLOUR VIDEO KIT |

NOTE: For more information about kits see *Composition and Accessories*.

STAND ALONE ACCESS CONTROL KITS



ACCESS CONTROL KITS are designed to restrict/allow entry to a restricted zone or area. They include the reader and power supply.

PRIVATE SYSTEM (PROXIMITY CARD). Up to 400 different cards/users.

For indoors and surface.



3624 LOFT PRIVATE KIT

Includes LOFT PRIVATE reader (ref.4530), 12Vac/1,5A power supply (ref.4800), 1 master keyring (ref.44501) and 5 proximity cards (ref.23361).

3626 LOFT PRIVATE KIT w/keyring

Includes LOFT PRIVATE reader (ref.4530), power supply 12Vac/1,5A (ref.4800) and 6 proximity keyrings (ref.44501).

For outdoors/indoors.



2260 CITY PRIVATE KIT

Includes CITY PRIVATE reader (ref.2347) with flush box, 12Vac/1,5A power supply (ref.4800) and 6 proximity cards (ref.23361).

3619 CITY PRIVATE KIT w/keyring

Includes CITY PRIVATE reader (ref.2347) with flush box, 12Vac/1,5A power supply (ref.4800) and 6 proximity keyrings.

Identifiers



23361 PROXIMITY CARD

2363 PROXIMITY CARD KIT

With silkscreen printing.



44501 PROXIMITY KEYRING

MEMOKEY SYSTEM (KEYPAD). Up to 100 different codes/users.

Surface reader. For indoors.



3623 LOFT MEMOKEY KIT

Includes LOFT MEMOKEY reader (ref.4540) and 12Vac/1,5A power supply (ref.4800).

For outdoors/indoors.



3600 CITY MEMOKEY KIT

Includes CITY MEMOKEY reader (ref.3610) with flush box and 12Vac/1,5A power supply (ref.4800).

Anti-vandal.



2133 BRUTO MEMOKEY KIT

Includes BRUTO MEMOKEY reader (ref.4500) with flush-box and 12Vac/1,5A power supply (ref.4800).

Anti-vandal.



2652 BRUTO MEMOKEY KIT W/ PUSHBUTTON

Includes MEMOKEY BRUTO reader with door release pushbutton, flush box (ref.2650) and power supply 12Vac/1.5A (ref.4800).

BLUETOOTH SYSTEM.

Lets you open the door with your mobile phone.



4478 BLUETOOTH KIT

Includes Bluetooth reader with flush box (ref.4477) and power supply (ref.4800). Two operating modes: authorized users only, or free access. Between 2-30m programmable cover. Users can be authorized by PC software or thanks to a master mobile.

RADIO FREQUENCY SYSTEM

Enables remote door opening.



7911 COLLECTIVE GARAGES KIT

Includes garage receiver (ref.7952) with card for second channel (ref.7934) and three trinary RF emitters (ref.79561).



7910 SHOPS KIT

Includes receiver (ref.7960), power supply (ref.4800) and three digital RF emitters (ref.24651).



7912 MAXIMUM SECURITY KIT

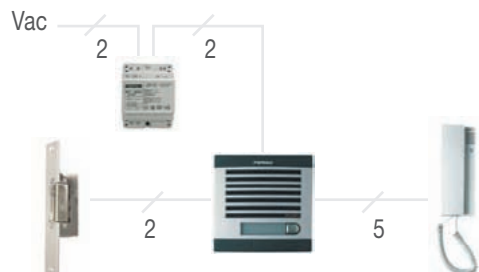
Includes DIN rail shop receiver (ref.7903) and 3 trinary RF emitters (ref.79561).

NOTE: See accessories and other equipment in the Access Control section.





AUDIO KITS - INDIVIDUAL HOUSES

All the kits are supplied complete, ready for operation with panel and box, DIN power supply and telephone.

Installation diagram of STAR PRODUCTS.




Star products

<p>ANALOGUE (5 wires)</p> 	<p>6940 1/W CITYMAX DOOR ENTRY KIT* - Classic</p> <p>Includes 8300. CITYLINE 1/w outdoor panel and flush box (flush box ref.8948 included). Outdoor panel S1: 130(W)x128(H)mm. Flush box S1: 115(W)x114(H)x45(D)mm. 8044. CITYMAX BASIC telephone. 4800. Power supply 12Vac/1,5A-DIN4.</p> <p>2nd Audio access 8300. Outdoor panel and flush box. 8819. Chalet switcher.</p> <p>Extensions Up to 3 telephones ref.8044 with no extra power supply.</p> <p>Accessories 3071. Door lock 450N-S 12Vac. 8948. Flush box S1 kit. 8951. Surface box S1. 8251. Decorative frame S1 (225x310mm). 8400. Hood S1. 2127. Telephone decorative frame (120x240mm).</p> <p>69406 PACK X6 DOOR ENTRY KIT* Includes 6 door entry kits ref.6940. Industrial packaging. Includes power supply (ref.8507).</p>
<p>ANALOGUE (5 wires)</p> 	<p>6870 1/W CITYMAX DOOR ENTRY KIT* - Classic</p> <p>Includes 8300. CITYLINE 1/w outdoor panel and flush box (flush box ref.8948 included). Outdoor panel S1: 130(W)x128(H)mm. Flush box S1: 115(W)x114(H)x45(D)mm. 8044. CITYMAX BASIC telephone. 4800. Power supply 12Vac/1,5A-DIN4. 3071. Door lock MOD 450NS-12Vac.</p> <p>2nd Audio access 8300. Outdoor panel and flush box. 8819. Chalet switcher.</p> <p>Extensions Up to 3 telephones ref.8044 with no extra power supply.</p> <p>Accessories 8948. Flush box S1 kit. 8951. Surface box S1. 8251. Decorative frame S1 (225x310mm). 8400. Hood S1. 2127. Telephone decorative frame (120x240mm).</p>
<p>ANALOGUE (5 wires)</p> 	<p>68705 1/W CITYMAX DOOR ENTRY KIT* - Surface mounted</p> <p>Includes 8308. CITYLINE 1/w outdoor panel and surface box (ref.8951 included). Outdoor panel S4: 130(W)x128(H)mm. Surface box S4: 130(W)x128(H)x33(D)mm. 8044. CITYMAX BASIC telephone. 4800. Power supply 12Vac/1,5A-DIN4. 3071. Door lock MOD 450NS-12Vac.</p> <p>2nd Audio access 8300. Outdoor panel and flush box. 8819. Chalet switcher.</p> <p>Extensions Up to 3 telephones ref.8044 with no extra power supply.</p> <p>Accessories 3071. Door lock 450N-S 12Vac. 8948. Flush box S1 kit. 8951. Surface box S1. 8251. Decorative frame S1 (225x310mm). 8400. Hood S1. 2127. Telephone decorative frame (120x240mm).</p>
<p>ANALOGUE (5 wires)</p> 	<p>6926 1/W PANORAMIC CITYMAX DOOR ENTRY KIT</p> <p>Includes 8306. CITYLINE 1/w outdoor panel with empty window and flush box (ref.8948 included). Outdoor panel S4: 130(W)x199(H)mm. Flush box S4: 115(W)x185(H)x45(D)mm. 8044. CITYMAX BASIC telephone. 4800. Power supply 12Vac/1,5A-DIN4.</p> <p>2nd Audio access 8306. Outdoor panel and flush box. 8819. Chalet switcher.</p> <p>Extensions Up to 3 telephones ref.8044 with no extra power supply.</p> <p>Accessories 3071. Door lock 450N-S 12Vac. 8949. Flush box S4 kit. 8954. Surface box S4. 8254. Decorative frame S4 (225x375mm). 8403. Hood S4. 2127. Telephone decorative frame (120x240mm).</p>

*NOTE: In 5-wire audio door entry kits, for more than 3 telephones in the apartment, add one call multiplier (ref.2340) and one power supply (ref.4812).


Wireless (Dect)

	<p>1200 1/W DECT KIT - Double functionality</p> <p>Conventional telephone and door entry system.</p> <p>Includes 1190. CITYLINE 1/w outdoor panel and flush box (flush box ref.8948 included). Outdoor panel S1: 130(W)x128(H)mm. Flush box S1 : 115(W)x114(H)x45(D)mm. 1206. Dect Telephone and telephone base (rechargeable batteries). 4800. Power Supply 12Vac/1.5A-DIN4.</p> <p>2nd Audio access 1190. Outdoor panel and flush box.</p> <p>Extensions Up to 2 DECT telephones (GAP Technology) for internal intercom.</p> <p>Accessories 3071. Door lock 450N-S 12Vac.</p>
---	---


2 wires

<p>2 wires</p> 	<p>5370 1/W NEOX 2-WIRES KIT</p> <p>Includes 5352. 1/W NEOX surface. Outdoor panel 100(W)x170(H)mm. 5319. SAILING 2 WIRES telephone. 1107. Power supply.</p> <p>2nd Audio access 5319. 2-wires Sailing telephone.</p> <p>Accessories 3070. Door lock 450N-412-S. 5349. Decorative frame NEOX outdoor panel. 5348. Hood/decorative NEOX frame.</p> 
---	--

Stainless Steel



<p>ANALOGUE (5 wires)</p> 	<p>4650 1/W MARINE AUDIO DOOR ENTRY KIT*</p> <p>Includes 4615 1/w Marine outdoor panel and flush box. Outdoor panel S1: 150(W)x100(H)mm. 8044 CITYMAX BASIC telephone. 4800 Power Supply 12Vac/1.5A-DIN4.</p> <p>2nd Audio access 4615. Outdoor panel and flush box. 8819. Chalet switcher.</p> <p>Extensions Up to 3 telephones ref.8044.</p> <p>Accessories 3071. Door lock 450N-S 12Vac. 4641. Marine Flush box S1 kit. 4645. Marine Surface box S1. 2127. Telephone decorative frame (120x240mm).</p>
---	---

Anti-vandal


<p>ANALOGUE (5 wires)</p> 	<p>2235 1/W BRUTO AUDIO DOOR ENTRY KIT*</p> <p>Includes 2246. 1/W BRUTO outdoor panel and flush box (flush box ref.2365 included). Outdoor panel S1: 135(W)x215(H)mm. Flush box S1 : 115(W)x162(H)x45(D)mm.</p> <p>2nd Audio access 2246. Outdoor panel and flush box. 8819. Chalet switcher.</p> <p>Extensions Up to 3 telephones ref.8044 with no extra power supply.</p> <p>Accessories 3071. Door lock 450N-S 12Vac. 2365. Flush box audio kit. 2303. Surface box audio kit. 2783. Surface box with hood. 2127. Telephone decorative frame (120x240mm).</p>
---	---

*NOTE: In 5-wire audio door entry kits, for more than 3 telephones in the apartment, add one call multiplier (ref.2340) and one power supply (ref.4812).


Intercom

 <p>Maximum distance: 100m. (ø1mm²)</p>	<p>9022 1/W INTERCOM DOOR ENTRY KIT - With internal communication</p> <p>Includes 8300. 1/W CITYLINE panel with flush box (Flush box ref.8948 included). Outdoor panel S1: 130(W)x128(H)mm. Flush box S1: 115(W)x114(H)x45(D)mm. 8084. CITYMAX PALACE telephone. 2127. Telephone decorative frame (2 units). 9017. Multiway switcher. 4810. Power supply 18Vdc/1,5A-12Vac/1,5A.</p> <p>2nd Audio access 8300. Outdoor panel and flush box. 8819. Chalet switcher</p> <p>Extensions Up to 12 Palace telephones ref.8084.</p> <p>Accessories 3071. Door lock 450N-S 12Vac. 4812. Power supply 18Vdc (needed for more than 5 telephones). 8948. Flush box S1. 8951. Surface box S1. 8251. Decorative frame S1 (225x310mm). 8400. Hood S1. 2127. Telephone decorative frame.</p>
	<p>9042 INTERCOM KIT - Internal communication (never with outdoor panel).</p> <p>Includes 8084. CITYMAX PALACE telephone (2units). 2127. Telephone decorative frame (2 units). 88039. Power supply.</p> <p>Extensions Up to 12 Palace telephones ref.8084.</p> <p>Installation diagram</p> 


Press-to-talk

<p>ADS (3 wires)</p> 	<p>1151 1/W MICRO DOOR ENTRY KIT</p> <p>Includes 6067. 1/W CITYLINE panel with flush box (Flush box ref.8948 included). Outdoor panel S1: 130(W)x128(H)mm. Flush box S1: 115(W)x114(H)x45(D)mm. 1152. MICROLINE telephone. 4810. Power supply 18Vdc/1,5A-12Vac/1,5A.</p> <p>2nd Audio access 6067. Outdoor panel and flush box.</p> <p>Extensions 3 telephones ref.1152.</p> <p>Accessories 3071. Door lock 450N-S 12Vac. 4812. Power supply 18Vdc. 8948. Flush box S1. 8951. Surface box S1. 8251. Decorative frame S1 (225x310mm). 8400. Hood S1. 2127. Telephone decorative frame.</p>
---	--

With private function

<p>ANALOGUE (5 wires)</p> 	<p>2261 1/W PRIVATE DOOR ENTRY KIT* - Proximity cards</p> <p>With access control system by proximity cards.</p> <p>Includes 7966. 1/W PRIVATE panel and flush box (Flush box ref.8949 included). Outdoor panel S4: 130(W)x199(H)mm. Flush box S4: 115(W)x185(H)x45(D)mm. 8044. CITYMAX BASIC telephone. 2363. Proximity cards (6 units). 4800. Power supply 12Vac/1,5A. DIN4.</p> <p>2nd Audio access 7966. Outdoor panel and flush box. 8819. Chalet switcher</p> <p>Extensions Up to 3 telephones ref.8044. Up to 400 proximity cards.</p> <p>Accessories 3071. Door lock 450N-S 12Vac. 8949. Flush box S4. 8954. Surface box S4. 8254. Decorative frame S4 (225x375mm). 8403. Hood S4 (135x203mm). 2127. Teleph. Dec. Frame (120x240mm). 2351. Winprox Programmation Kit. 2306. Proximity keypad. 2363. Proximity cards. 44501. Proximity keyring.</p>
---	--

With memokey function

<p>ANALOGUE (5 wires)</p> 	<p>3602 1/W 100 CODES MEMOPHONE KIT* - keypad</p> <p>With access control system by keypad.</p> <p>Includes 3611. 1/W MEMOPHONE panel with flush box (Flush box ref.8949 included). Outdoor panel S4: 130(W)x199(H)mm. Flush box S4: 115(W)x185(H)x45(D)mm. 8044. CITYMAX BASIC telephone. 4800. Power supply 12Vac/1,5A.</p> <p>2nd Audio access 3611. Outdoor panel and flush box. 8819. Chalet switcher.</p> <p>Extensions Up to 3 telephones ref.8044.</p> <p>Accessories 3071. Door lock 450N-S 12Vac. 8949. Flush box S4. 8954. Surface box S4. 8254. Decorative frame S4 (225x375mm). 8403. Hood S4 (135x203mm). 2127. Teleph. Dec. Frame (120x240mm).</p>
---	---

*NOTE: In 5-wire audio door entry kits, for extensions of more than 4 telephones in the apartment, add one call multiplier (ref.2340) and one power supply (ref.4812).



AUDIO KITS - FOR BUILDINGS

Audio kits from 2 to 24 houses. Installation: 4+n (1 wire per house)

All kits are supplied complete. They include panel and flush box, power supply DIN 12Vac/1,5A (ref.4800) and corresponding telephones.


Kits extensions and accessories:

- 2nd Access: Requires the reference of the panel included on kit + audio switcher (ref.8811) + voltage distributor (ref.8809).
- In-house extensions without extra power supply: 3 telephones (ref.8044).
- Accessories: See *panels* section and corresponding series.
- Electric lock recommended: Electric lock 450N-S (ref.3071). Normal operation and short shield. 12Vac.



*NOTE: In 5-wire audio door entry kits, for extensions of more than 4 telephones in the apartment, add one call multiplier (ref.2340) and one power supply (ref.4812).

ANALOGUE (4+2)	6325 2/W CITYMAX AUDIO KIT
 X2	<p>Includes</p> <p>8301. CITYLINE 2/W panel and flush box (Flush box ref.8948 included). Outdoor panel S1: 130(W)x128(H)mm. Flush box S1: 115(W)x114(H)x45(D)mm.</p> <p>8044. CITYMAX BASIC telephone (2 units). 4800. Power supply 12Vac/1,5A. DIN4.</p>

ANALOGUE (4+3)	6330 3/W CITYMAX AUDIO KIT
 3	<p>Includes</p> <p>8302. CITYLINE 3/W panel and flush box (Flush box ref.8949 included). Outdoor panel S4: 130(W)x199(H)mm. Flush box S4: 115(W)x185(H)x45(D)mm.</p> <p>8044. CITYMAX BASIC telephone (3 units). 4800. Power supply 12Vac/1,5A. DIN4.</p>

ANALOGUE (4+4)	6335 4/W CITYMAX AUDIO KIT
 4	<p>Includes</p> <p>8303. CITYLINE 4/W panel and flush box (Flush box ref.8949 included). Outdoor panel S4: 130(W)x199(H)mm. Flush box S4: 115(W)x185(H)x45(D)mm.</p> <p>8044. CITYMAX BASIC telephone (4 units). 4800. Power supply 12Vac/1,5A. DIN4.</p>

ANALOGUE (4+6)	6340 6/W CITYMAX AUDIO KIT
 6	<p>Includes</p> <p>8304. CITYLINE 6/W panel and flush box (Flush box ref.8949 included). Outdoor panel S4: 130(W)x199(H)mm. Flush box S4: 115(W)x185(H)x45(D)mm.</p> <p>8044. CITYMAX BASIC telephone (6 units). 4800. Power supply 12Vac/1,5A. DIN4.</p>

ANALOGUE (4+8)	6345 8/W CITYMAX AUDIO KIT
 8	<p>Includes</p> <p>8305. CITYLINE 8/W panel and flush box (Flush box ref.8949 included). Outdoor panel S4: 130(W)x199(H)mm. Flush box S4: 115(W)x185(H)x45(D)mm.</p> <p>8044. CITYMAX BASIC telephone (8 units). 4800. Power supply 12Vac/1,5A. DIN4.</p>

ANALOGUE (4+10)	6350 10/W CITYMAX AUDIO KIT
 10	<p>Includes</p> <p>8320. CITYLINE 10/W panel and flush box (Flush box ref.8855 included). Outdoor panel S5: 130(W)x246(H)mm. Flush box S5: 115(W)x246(H)x45(D)mm.</p> <p>8044. CITYMAX BASIC telephone (10 units). 4800. Power supply 12Vac/1,5A. DIN4.</p>

ANALOGUE (4+12)	6355 12/W CITYMAX AUDIO KIT
 X12	<p>Includes</p> <p>8321. CITYLINE 12/W panel and flush box (Flush box ref.8855 included). Outdoor panel S5: 130(W)x246(H)mm. Flush box S5: 115(W)x246(H)x45(D)mm.</p> <p>8044. CITYMAX BASIC telephone (12 units). 4800. Power supply 12Vac/1,5A. DIN4.</p>

ANALOGUE (4+14)	9005 14/W CITYMAX AUDIO KIT
 X14	<p>Includes</p> <p>8660. CITYLINE 14/W panel and flush box Outdoor panel S6: 130(W)x294(H)mm. 8856. Flush box S6: 115(W)x280(H)x45(D)mm.</p> <p>8044. CITYMAX BASIC telephone (14 units). 4800. Power supply 12Vac/1,5A. DIN4.</p>

ANALOGUE (4+16)

9018 16/W CITYMAX
AUDIO KIT



Includes

- 8661. 16/W CITYLINE panel (6 AVP208)
- Outdoor panel S6: 130(W)x294(H)mm.
- 8856. Flush box S6: 115(W)x280(H)x45(D)mm.
- 8044. CITYMAX BASIC Telephone (16 units).
- 4800. Power supply 12Vac/1,5A. DIN4.

16

ANALOGUE (4+18)

9080 18/W CITYMAX
AUDIO KIT



Includes

- 8700. 18/W CITYLINE panel (7 AVP209)
- Outdoor panel S7: 130(W)x341(H)mm.
- 8857. Flush box S7: 115(W)x328(H)x45(D)mm.
- 8044. CITYMAX BASIC telephone (18 units).
- 4800. Power supply 12Vac/1,5A. DIN4.

18

ANALOGUE (4+20)

9081 20/W CITYMAX
AUDIO KIT



Includes

- 8701. 20/W CITYLINE panel (7 AVP210)
- Outdoor panel S8: 130(W)x389(H)mm.
- 8858. Flush box S8: 115(W)x375(H)x45(D)mm.
- 8044. CITYMAX BASIC Telephone (20 units).
- 4800. Power supply 12Vac/1,5A. DIN4.

20

ANALOGUE (4+22)

9082 22/W CITYMAX
AUDIO KIT



Includes

- 8740. 22/W CITYLINE panel (8 AVP211)
- Outdoor panel S8: 130(W)x389(H)mm.
- 8858. Flush box S8: 115(W)x375(H)x45(D)mm.
- 8044. CITYMAX BASIC telephone (22 units).
- 4800. Power supply 12Vac/1,5A. DIN4.

22

ANALOGUE (4+24)

9083 24/W CITYMAX
AUDIO KIT



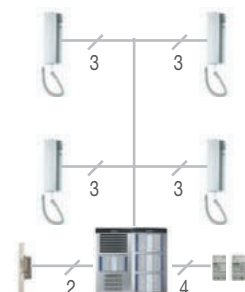
Includes

- 8741. 24/W CITYLINE panel (8 AVP212)
- Outdoor panel S8: 130(W)x389(H)mm.
- 8858. Flush box S8: 115(W)x375(H)x45(D)mm.
- 8044. CITYMAX BASIC Telephone (24 units).
- 4800. Power supply 12Vac/1,5A. DIN4.

24


199 VOX KITS

VOX 199 KITS are ADS video door entry equipment with 3 wires+coaxial installation for buildings up to 199 apartments. Include: panel (or panels) with their flush-mounted boxes, one power supply 18Vdc (ref.4830) for power supply the audio system up to approx. 80 telephones, and a power supply 12Vac (ref.4800) for the altern current of the electric lock release installation. To complete the installation request the necessary telephones (ref.2451). An additional power supply is needed for every 80 additional telephones (ref.4830).



KIT EXTENSIONS AND ACCESSORIES:

- 2nd Access: Requires all the kit material except power supplies.
- In-house extensions without extra power supply: two telephones (ref.2451) for every house.
- Panel accessories: See *Cityline Section and corresponding series*.
- To add additional functions, see *additional functions in ADS System section*.
- Electric lock recommended: Electric lock 450N-S (ref.3071). Normal operating and short shield. 12Vac. It is possible to use an Vdc electric door lock release operating.


	6093 VOX 199 CITY KIT
	<p>With double panel. DIRECT panel and DIRECTORY panel for residents' names and door numbers.</p> <p>Includes</p> <p>2457. CITY ADS DIRECT S5 panel. 8613. DIRECTORY S5 panel. Outdoor panel S5: 130(W)x246(H)mm. 2x8855. Flush box S5: 115(W)x233(H)x45(D)mm. 8829. Joining bolts set. 8820. Panoramic card-holder. 4830. Power supply 18Vdc/3,5A. 4800. Power supply 12Vac/1,5A.</p>

	6150 VOX 199 CITY KIT
	<p>Includes</p> <p>2457. CITY ADS DIRECT S5 panel. Outdoor panel S5: 130(W)x246(H)mm. 8855. Flush box S5: 115(W)x233(H)x45(D)mm. 8255. Decorative frame S5: 225(W)x375(H)mm. 8820. Panoramic card-holder. 4830. Power supply 18Vdc/3,5A. 4800. Power supply 12Vac/1,5A.</p>


	6152 VOX 199 CITY DIGITAL KIT
	<p>With electronic directory for residents's names and door numbers, with search facility. It also includes a decorative frame for the panel.</p> <p>Includes</p> <p>2404. CITY ADS DIGITAL S5 panel. Outdoor panel S5: 130(W)x246(H)mm. 8855. Flush box S5: 115(W)x233(H)x45(D)mm. 8255. Decorative frame S5: 225(W)x375(H)mm. 4830. Power supply 18Vdc/3,5A. 4800. Power supply 12Vac/1,5A.</p>

	6153 VOX 199 BRUTO DIGITAL KIT
	<p>With electronic directory for residents's names and door numbers, with search facility.</p> <p>Includes</p> <p>2768. BRUTO ADS DIGITAL panel and box (Flush box ref.2216 included). Outdoor panel: 135(W)x300(H)mm. Flush box: 115(W)x270(H)x45(D)mm. 4830. Power supply 18Vdc/3,5A. 4800. Power supply 12Vac/1,5A.</p>

Rest of Vox 199 Kit installation (not included on kits)

	2451 ADS CITYMAX TELEPHONE
	<p>NOTE: For more telephone models see <i>Ads System</i></p>

Accessories

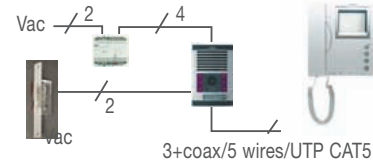
	2536 ADS GUARD UNIT
	2492 CONNECTION MODULE GUARD UNIT

Accessories

	4812 POWER SUPPLY 18Vdc/1,5A. DIN6.
	For additional equipment in homes.
	4830 POWER SUPPLY 18Vdc/3,5A. DIN6.
	One for every 80 telephones.
	2409 ADS/MDS DECODER
	In housing complexes with interior blocks-ADS (Direct or Vox) and general entrances - MDS. One is required for each interior block.
	3071 DOOR LOCK RELEASE
	450N-S model . Normal operating and short shield. Power supply 12Vac.


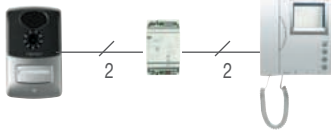
VIDEO KITS FROM 1 TO 3 HOUSES

Video door entry kits for up to 3 homes are supplied complete, with all the material needed for immediate start-up: outdoor panel, power supply and home monitor, plus the different accessories depending on the model.



Star product

<p>ADS (3+coax)</p>	<p>3340 1/W VIDEO LOFT KIT</p> <p>Includes 6064. 1/W CITYLINE panel and flush box (Flush box ref.8949 included). Outdoor panel S4:130(W)x199(H)mm. Flush box. S4:115(W)x185(H)x45(D)mm. 8028. B/W Camera. 3319. LOFT ADS B/W CHALET monitor. 4810. Power supply 18Vdc/1,5A-12Vac/1,5A.</p> <p>Extensions (with no extra power supply) 1 monitor ref.3319 or 2 telephones ref.2451.</p> <p>2nd Audio access 6067. Panel and box.</p> <p>2nd Video access 6064. Panel and box. 8028. B/W camera. 2450. Video switcher.</p> <p>Accessories 3071. Door lock 450N-S 12Vac. 4812. Power supply 18Vdc. (each 2 additional monitors ref.3319). 8949. Flush box S4 kit. 8954. Surface box S4. 8254. Decorative frame S4 (225x375mm). 8403. Hood S4 (135x203mm). 2451. ADS telephone. 3319. LOFT B/W CHALET monitor.</p> <p>3330 1/W COLOUR VIDEO LOFT KIT Idem ref.3340, but with COLOUR camera (ref.2490) and LOFT ADS COLOUR CHALET monitor (ref.3320).</p>
<p>ADS (3+coax)</p> <p>X2</p>	<p>3332 2/W VIDEO LOFT KIT</p> <p>Includes 6065. 2/W CITYLINE panel and flush box (Flush box ref.8949 included). Outdoor panel S4:130(W)x199(H)mm. Flush box. S4:115(W)x185(H)x45(D)mm. 8028. B/W camera. 3319. LOFT ADS B/W monitor (2 units). 4830. Power supply 18Vdc/3,5A. 4800. Power supply 12Vac/1,5A.</p> <p>Extensions (with no extra power supply) 1 monitor ref.3319 or 2 telephones ref.2451.</p> <p>2nd Audio access 6068. Panel and box.</p> <p>2nd Video access 6065. Panel and box. 8028. B/W camera. 2450. Video switcher.</p> <p>Accessories 3071. Door lock 450N-S 12Vac. 4812. Power supply 18Vdc. (each 2 additional monitors ref.3319). 8949. Flush box S4 kit. 8954. Surface box S4. 8254. Decorative frame S4 (225x375mm). 8403. Hood S4 (135x203mm). 2451. ADS telephone.</p> <p>3333 2/W COLOUR VIDEO LOFT KIT Idem ref.3332, but with COLOUR camera (ref.2490) and LOFT ADS COLOR CHALET monitor (ref.3320).</p>
<p>ADS (3+coax)</p> <p>X3</p>	<p>3334 3/W VIDEO LOFT KIT</p> <p>Includes 6066. 3/W CITYLINE panel and flush box (Flush box ref.8855 included). Outdoor panel S5: 130(W)x246(H)mm. Flush box S5: 115(W)x233(H)x45(D)mm. 8028. B/W camera. 3319. LOFT ADS B/W monitor (3 units). 4830. Power supply 18Vdc/3,5A. 4800. Power supply 12Vac/1,5A.</p> <p>Extensions (with no extra power supply) 1 monitor ref.3319 or 2 telephones ref.2451.</p> <p>2nd Audio access 6069. Panel and box.</p> <p>2nd Video access 6066. Panel and box. 8028. B/W camera. 2450. Video switcher.</p> <p>Accessories 3071. Door lock 450N-S 12Vac. 4812. Power supply 18Vdc (each 2 additional monitors ref.3319). 8855. Flush box S5. 8955. Surface box S5. 8255. Decorative frame S5 (225x375mm). 8404. Hood S5 (135x250mm). 3319. LOFT B/W CHALET monitor. 2451. ADS telephone.</p> <p>3335 3/W COLOUR VIDEO LOFT KIT Idem ref.3334, but with COLOUR camera (ref.2490) and LOFT ADS COLOUR CHALET monitor (ref.3320).</p>
<p>ADS (3+coax)</p>	<p>3350 1/W VIDEO LOFT PLUS KIT</p> <p>Includes 6064. 1/W CITYLINE panel and flush box (Flush box ref.8949 included). Outdoor panel S4:130(W)x199(H)mm. Flush box S4:115(W)x185(H)x45(D)mm. 8028. B/W camera. 3319. LOFT ADS B/W CHALET monitor. 3743. LOFT COMPACT ADS B/W CHALET monitor. 4810. Power supply 18Vdc/1,5A-12Vac/1,5A.</p> <p>Extensions (with extra power supply) 1 ref.4812 each 2 additional monitor.</p> <p>2nd Audio access 6067. Panel and box.</p> <p>2nd Video access 6064. Panel and box. 8028. B/W camera. 2450. Video switcher.</p> <p>Accessories 3071. Door lock 450N-S 12Vac. 4812. Power supply 18Vdc. (each 2 additional monitors ref.3319). 8949. Flush box S4 kit. 8954. Surface box S4. 8254. Decorative frame S4 (225x375mm). 8403. Hood S4 (135x203mm). 2451. ADS telephone.</p>


<p>2 wires</p> 	<p>5382 1/W NEOX VIDEO KIT (2 WIRES)</p>	
	<p>Includes 5353. 1/W NEOX panel. Outdoor panel 100(W)x170(H)mm. 5385. B/W CHALET 2-WIRES LOFT monitor. 1281. Power supply.</p> <p>Extensions (with no extra power supply) 1 additional monitor (ref.5385).</p>	<p>Accessories 3070. Door lock 450N-412S(12Vdc). 5349. NEOX Decorative frame. 5348. NEOX Hood.</p> <p>Diagram installation</p> 

<p>2 wires</p>  <p>X2</p>	<p>5384 2/W NEOX VIDEO KIT (2 WIRES)*</p>	
	<p>Includes 5367. 2/W NEOX panel. Outdoor panel 100(W)x170(H)mm. 5385. CHALET B/W 2-WIRES LOFT monitor (2 units). 1281. Power supply.</p>	<p>Accessories 5349. NEOX Decorative frame. 5348. NEOX Hood.</p>

Analogue


<p>ANALOGUE (8+coax)</p> 	<p>3342 1/W LOFT VIDEO KIT (8+COAX)</p>		
	<p>Includes 8297. 1/W kit panel and flush box (Flush box ref.8949 included). Outdoor panel S4:130(W)x199(H)mm. Flush box S4:115(W)x185(H)x45(D)mm. 8028. B/W camera. 3323. CHALET B/W LOFT monitor (8+coax). 4810. Power supply 18Vdc/1,5A-12Vac/1,5A.</p> <p>Extensions (with no extra power supply) 1 monitor (ref.3323) or 2 telephones (ref.8044).</p>	<p>2nd Audio access 8300. 1/W kit panel and box. 8812. Video switcher. 8809. Voltage distributor. 8820. Holder.</p> <p>2nd Video access 8297. Kit panel and box. 8028. B/W camera. 8812. Video switcher. 8809. Voltage distributor.</p>	<p>Accessories 3071. Door lock 450N-S 12Vac. 4812. Power supply 18Vdc/1,5A. 8949. Flush box S4 kit. 8954. Surface box S4. 8254. Decorative frame S4 (225x375mm). 8403. Hood S4 (135x203mm). 2340. Call multiplier for more than 4 telephones in home.</p>
	<p>3344 1/W COLOUR LOFT VIDEO KIT (8+COAX)</p> <p>Idem ref.3342 but with COLOUR camera (ref.2490) and CHALET COLOUR LOFT monitor (ref.3309).</p>		


Deluxe-Access Control

<p>ADS (3+coax)</p> 	<p>5710 1/W COLOUR HALO VIDEO KIT - With access control.</p> <p>Digital colour video door entry system with access control system by proximity cards, thermometer and clock. Non compatible with proximity keyring (ref.44501).</p>		
	<p>Includes 5700. 1/W HALO panel. 8855. Flush box S5. Outdoor panel: 136(W)x247(H)mm. Flush box S5: 115(W)x233(H)x45(D)mm. 3320. CHALET COLOUR ADS LOFT monitor. 4810. Power supply 18Vdc/1,5A-12Vac/1,5A. 6x2336. Proximity cards.</p> <p>Extensions (with no extra power supply) 1 monitor ref. 3320 or 2 ADS telephones ref.2451</p>	<p>2nd Video access 5700. Halo panel. 8855. Flush box. 2450. Video switcher.</p>	<p>Accessories 3071. Door lock 450N-S 12Vac. 4812. Power supply 18Vdc/1,5A. 8855. Flush box S5. 5721. Halo kit surface box. 2336. Proximity cards (up to 350 cards/users).</p>


*NOTE: It is possible to configure Kit ref.5384 for 1 home with monitors.

Deluxe


<p>ADS (3+ coax)</p> 	<p>5415 1/W COLOUR OLYMPO VIDEO KIT (3+coax)</p>		
	<p>Includes</p> <p>6064. 1/W CITYLINE panel with flush box (Flush box ref.8949 included). Outdoor panel S4:130(W)x199(H)mm. Flush box S4:115(W)x185(H)x45(D)mm.</p> <p>2490. COLOUR camera.</p> <p>5430. ADS OLYMPO monitor.</p> <p>2454. ADS OLYMPO connector.</p> <p>4810. Power supply 18Vdc/1,5A-12Vac/1,5A.</p> <p>Extensions (with no extra power supply) 1 monitor ref.5430 or 3 telephones ref.2451.</p>	<p>2nd Audio access</p> <p>6067. 1/W audio panel with box.</p> <p>2nd Video access</p> <p>6064. 1/W video panel with box.</p> <p>2490. COLOUR camera.</p> <p>2450. Video switcher.</p>	<p>Accessories</p> <p>3071. Door lock 450N-S 12Vac.</p> <p>4812. Power supply 18Vdc/1,5A.</p> <p>8949. Flush box S4 kit.</p> <p>8954. Surface box S4.</p> <p>8254. Decorative frame S4 (225x375mm).</p> <p>8403. Hood S4 (135x203mm).</p>

<p>ADS (3+coax)</p> 	<p>5322 1/W SAILING VIDEO KIT</p>		
	<p>Includes</p> <p>6064. 1/W CITYLINE panel with flush box (Flush box ref.8949 included). Outdoor panel S4:130(W)x199(H)mm. Flush box S4:115(W)x185(H)x45(D)mm.</p> <p>8028. B/W camera.</p> <p>5306. CHALET B/W ADS SAILING monitor.</p> <p>5310. ADS SAILING telephone.</p> <p>4810. Power supply 18Vdc/1,5A-12Vac/1,5A.</p> <p>Extensions (with no extra power supply) 1 monitor ref.5306 or 2 telephones ref.5310.</p>	<p>2nd Audio access</p> <p>6067. 1/W audio panel with box.</p> <p>2nd Video access</p> <p>6064. 1/W video panel with box.</p> <p>8028. B/W camera.</p> <p>2450. Video switcher.</p>	<p>Accessories</p> <p>3071. Door lock 450N-S 12Vac.</p> <p>4812. Power supply 18Vdc/1,5A.</p> <p>8949. Flush box S4 kit.</p> <p>8954. Surface box S4.</p> <p>8254. Decorative frame S4 (225x375mm).</p> <p>8403. Hood S4 (135x203mm).</p>
<p>5312 1/W COLOUR SAILING VIDEO KIT</p> <p>Idem ref.5322 but with COLOUR camera (ref.2490) and CHALET COLOUR ADS SAILING monitor (ref.5305).</p>			


Stainless Steel

<p>ADS (3+coax)</p> 	<p>4662 1/W MARINE VIDEO KIT</p>		
	<p>Includes</p> <p>46295.1/W MARINE panel and flush box (Flush box ref.3176 included). Outdoor panel:150(W)x250(H)mm.</p> <p>3319. CHALET B/W ADS LOFT monitor.</p> <p>4810. Power supply 18Vdc/1,5A-12Vac/1,5A.</p> <p>Extensions (with no extra power supply) 1 monitor ref.3319 or 2 telephones ref.2451.</p>	<p>2nd Audio access</p> <p>46155. Panel and box.</p> <p>2nd Video access</p> <p>4629. Panel and box.</p> <p>2450. Video switcher.</p>	<p>Accessories</p> <p>3071. Door lock 450N-S 12Vac.</p> <p>4812. Power supply 18Vdc/1,5A (each 2 additional monitors ref.3319).</p> <p>4642. kit video flush box S2.</p> <p>4646. kit video surface box.</p>
<p>4665 1/W COLOUR MARINE VIDEO KIT</p> <p>Idem ref.4662 but with CHALET COLOR ADS LOFT monitor (ref.3320) and COLOUR camera (ref.46297).</p>			


Anti-vandal

<p>ADS (3+coax)</p> 	<p>3356 1/W BRUTO VIDEO KIT</p>		
	<p>Includes</p> <p>2248. 1/W BRUTO panel with flush box (Flush box ref.2366 included). Outdoor panel: 135(W)x246(H)mm. Flush box: 115(W)x233(H)x45(D)mm.</p> <p>3319. CHALET B/W ADS LOFT monitor.</p> <p>4810. Power supply 18Vdc/1,5A-12Vac/1,5A.</p> <p>Extensions (with no extra power supply) 1 monitor ref.3319 or 2 telephones ref.2451.</p>	<p>2nd Audio access</p> <p>2247. Panel and box.</p> <p>2nd Video access</p> <p>2248. Panel and box.</p> <p>2450. Video switcher.</p>	<p>Accessories</p> <p>3071. Door lock 450N-S 12Vac.</p> <p>4812. Power supply 18Vdc/1,5A (each 2 additional monitors ref.3319).</p> <p>2366. Flush box 115(W)x233(H)x45(D)mm.</p> <p>2304. Surface box 130(W)x264(H)x42(D)mm.</p> <p>2784. Surface box with hood.</p>
<p>3357 1/W COLOUR BRUTO VIDEO KIT</p> <p>Idem kit ref.3356 but with BRUTO panel (ref.22487) with COLOUR camera and CHALET COLOUR ADS LOFT monitor (ref.3320).</p>			


Overhead camera

<p>ADS (3+coax)</p> 	<p>3359 1/W CONTROL VIDEO KIT - With overhead camera.</p> <p>Includes 6064. 1/W CITYLINE panel and flush box (Flush box ref.8949 included). Outdoor panel S4:130(W)x199(H)mm. Flush box S4:115(W)x185(H)x45(D)mm. 8820. Panoramic cardholder. 3319. CHALET B/W ADS LOFT monitor. 1072. B/W CONTROL CAMERA KIT. 4810. Power supply 18Vdc/1,5A-12Vac/1,5A.</p> <p>Extensions (with no extra power supply) 1 monitor ref.3319 or 2 telephones ref.2451.</p> <p>2nd Audio access 6067. Panel and box.</p> <p>2nd Video access 6064. Panel and box. 8028. B/W camera. 2450. Video switcher.</p> <p>Accessories 3071. Door lock 450N-S 12Vac. 4812. Power supply 18Vdc/1,5A (each 2 additional monitors ref.3319). 8949. Flush box S4 kit. 8954. Surface box S4. 8254. Decorative frame S4 (225x375mm). 8403. Hood S4 (135x203mm). 1072. B/W overhead control camera. 2472. 8-camera selector.</p>
---	--


Double camera

<p>ADS (3+coax)</p> 	<p>3358 1/W PLUS CONTROL VIDEO KIT - Maximum security.</p> <p>With two cameras: on panel and overhead.</p> <p>Includes 6064. 1/W CITYLINE panel and flush box (Flush box ref.8949 included). Outdoor panel S4:130(W)x199(H)mm. Flush box S4:115(W)x185(H)x45(D)mm. 8028. B/W camera. 3319. CHALET B/W ADS LOFT monitor. 1072. B/W CONTROL CAMERA KIT. 2450. Video switcher. 4810. Power supply 18Vdc/1,5A-12Vac/1,5A.</p> <p>Extensions (with no extra power supply) 1 monitor ref.3319 or 2 telephones ref.2451.</p> <p>2nd Audio access 6067. Panel and box.</p> <p>2nd Video access 6064. Panel and box. 8028. B/W camera. 2472. 8-camera selector.</p> <p>Accessories 3071. Door lock 450N-S 12Vac. 4812. Power supply 18Vdc/1,5A (each 2 additional monitors ref.3319). 8949. Flush box S4 kit. 8954. Surface box S4. 8254. Decorative frame S4 (225x375mm). 8403. Hood S4 (135x203mm). 1072. B/W overhead control camera. 2472. 8-camera selector.</p>
--	---


With memory function

<p>ADS (3+coax)</p> 	<p>6115 1/W 128-MEMORY VIDEO KIT - With image storage.</p> <p>The monitor stores 2 images of each visitor in its memory (maximum 128 images).</p> <p>Includes 6064. 1/W CITYLINE panel with flush box (Flush box ref.8949 included). Outdoor panel S4:130(W)x199(H)mm. Flush box S4:115(W)x185(H)x45(D)mm. 8028. B/W camera. 6119. CHALET B/W ADS 128-MEMORY monitor. 4810. Power supply 18Vdc/1,5A-12Vac/1,5A.</p> <p>Extensions (with extra power supply) 1 power supply (ref.4812) each 2 telephones (ref.2451) or 1 MEMORY monitor (ref.6119).</p> <p>2nd Audio access 6067. Panel and box.</p> <p>2nd Video access 6064. Panel and box. 8028. B/W camera. 2450. Video switcher.</p> <p>Accessories 3071. Door lock 450N-S 12Vac. 4812. Power supply 18Vdc/1,5A (each 2 additional monitors ref.3319). 8949. Flush box S4 kit. 8954. Surface box S4. 8254. Decorative frame S4 (225x375mm). 8403. Hood S4 (135x203mm).</p>
---	---


Intercom

<p>ANALOGUE (8+coax)</p> 	<p>9002 1/W INTERCOM VIDEO KIT - With internal communication.</p> <p>Video door entry system with internal communication between monitor and telephone. Extendable up to 12 compatible telephones or monitors. Maximum distance: 100m.</p> <table border="0"> <tr> <td data-bbox="580 421 970 705"> <p>Includes</p> <p>8297. 1/W CITYLINE panel with flush box (Flush box ref.8949 included). Outdoor panel S4:130(W)x199(H)mm. Flush box S4:115(W)x185(H)x45(D)mm.</p> <p>8028. B/W camera. 1082. CHALET B/W PALACE monitor. 8084. PALACE CITYMAX telephone. 2127. Telephone decorative frame. 9017. Bus3 multi-line switcher. 4810. Power supply 18Vdc/1,5A-12Vac/1,5A.</p> <p>Extensions (with extra power supply) 2 telephones ref.8084.</p> </td> <td data-bbox="975 421 1189 678"> <p>2nd Audio access</p> <p>8300. Panel and box. 8812. Video switcher. 8809. Voltage distributor.</p> <p>2nd Video access</p> <p>8297. Panel and box. 8028. B/W camera. 8812. Video switcher. 8809. Voltage distributor.</p> </td> <td data-bbox="1193 421 1463 701"> <p>Accessories</p> <p>3071. Door lock 450N-S 12Vac. 4830. Power supply 18Vdc. (each 4 additional monitors ref.1082). 1082. B/W Palace Chalet monitor. 8949. Flush box S4. 8954. Surface box S4. 8254. Decorative frame S4 (225x375mm). 8403.Hood S4 (135x203mm).</p> </td> </tr> </table>	<p>Includes</p> <p>8297. 1/W CITYLINE panel with flush box (Flush box ref.8949 included). Outdoor panel S4:130(W)x199(H)mm. Flush box S4:115(W)x185(H)x45(D)mm.</p> <p>8028. B/W camera. 1082. CHALET B/W PALACE monitor. 8084. PALACE CITYMAX telephone. 2127. Telephone decorative frame. 9017. Bus3 multi-line switcher. 4810. Power supply 18Vdc/1,5A-12Vac/1,5A.</p> <p>Extensions (with extra power supply) 2 telephones ref.8084.</p>	<p>2nd Audio access</p> <p>8300. Panel and box. 8812. Video switcher. 8809. Voltage distributor.</p> <p>2nd Video access</p> <p>8297. Panel and box. 8028. B/W camera. 8812. Video switcher. 8809. Voltage distributor.</p>	<p>Accessories</p> <p>3071. Door lock 450N-S 12Vac. 4830. Power supply 18Vdc. (each 4 additional monitors ref.1082). 1082. B/W Palace Chalet monitor. 8949. Flush box S4. 8954. Surface box S4. 8254. Decorative frame S4 (225x375mm). 8403.Hood S4 (135x203mm).</p>
<p>Includes</p> <p>8297. 1/W CITYLINE panel with flush box (Flush box ref.8949 included). Outdoor panel S4:130(W)x199(H)mm. Flush box S4:115(W)x185(H)x45(D)mm.</p> <p>8028. B/W camera. 1082. CHALET B/W PALACE monitor. 8084. PALACE CITYMAX telephone. 2127. Telephone decorative frame. 9017. Bus3 multi-line switcher. 4810. Power supply 18Vdc/1,5A-12Vac/1,5A.</p> <p>Extensions (with extra power supply) 2 telephones ref.8084.</p>	<p>2nd Audio access</p> <p>8300. Panel and box. 8812. Video switcher. 8809. Voltage distributor.</p> <p>2nd Video access</p> <p>8297. Panel and box. 8028. B/W camera. 8812. Video switcher. 8809. Voltage distributor.</p>	<p>Accessories</p> <p>3071. Door lock 450N-S 12Vac. 4830. Power supply 18Vdc. (each 4 additional monitors ref.1082). 1082. B/W Palace Chalet monitor. 8949. Flush box S4. 8954. Surface box S4. 8254. Decorative frame S4 (225x375mm). 8403.Hood S4 (135x203mm).</p>		

With private function

<p>ADS (3+coax)</p> 	<p>3360 1/W PRIVATE VIDEO KIT - With access control by proximity cards.</p> <p>The outdoor panel incorporates a proximity reader.</p> <table border="0"> <tr> <td data-bbox="580 1012 970 1243"> <p>Includes</p> <p>8361. 1/W PRIVATE VIDEO panel with flush box (flush box ref.8856 included). Outdoor panel S6: 130(W)x294(H)mm. Flush box S6: 115(W)x280(H)x45(D)mm.</p> <p>8028. B/W camera. 3319. CHALET B/W ADS LOFT monitor. 6x2363.Proximity cards (up to 400). 4810. Power supply 18Vdc/1,5A-12Vac/1,5A.</p> <p>Extensions (with no extra power supply) 1 monitor ref. 3319 or 2 telephones ref. 2451</p> </td> <td data-bbox="975 1012 1189 1189"> <p>2nd Audio access</p> <p>8360. Panel and box.</p> <p>2nd Video access</p> <p>8361. Panel and box. 8028. B/W camera. 2450. Video switcher.</p> </td> <td data-bbox="1193 1012 1463 1314"> <p>Accessories</p> <p>3071. Door lock 450N-S 12Vac. 4812. Power supply 18Vdc/1,5A. 8856. Flush box S6. 8956. Surface box S6. 8256. Decorative frame S6. 8405. Hood S6. 2363. Proximity cards (maximum 400 units.). 44501.Proximity keyring. 2306. Program keypad. 2351. WINPROX Program Kit.</p> </td> </tr> </table> <p>3361 1/W COLOUR PRIVATE VIDEO KIT</p> <p>Idem ref.3360 but with COLOUR camera (ref.2490) and COLOUR CHALET ADS LOFT monitor (ref.3320).</p>	<p>Includes</p> <p>8361. 1/W PRIVATE VIDEO panel with flush box (flush box ref.8856 included). Outdoor panel S6: 130(W)x294(H)mm. Flush box S6: 115(W)x280(H)x45(D)mm.</p> <p>8028. B/W camera. 3319. CHALET B/W ADS LOFT monitor. 6x2363.Proximity cards (up to 400). 4810. Power supply 18Vdc/1,5A-12Vac/1,5A.</p> <p>Extensions (with no extra power supply) 1 monitor ref. 3319 or 2 telephones ref. 2451</p>	<p>2nd Audio access</p> <p>8360. Panel and box.</p> <p>2nd Video access</p> <p>8361. Panel and box. 8028. B/W camera. 2450. Video switcher.</p>	<p>Accessories</p> <p>3071. Door lock 450N-S 12Vac. 4812. Power supply 18Vdc/1,5A. 8856. Flush box S6. 8956. Surface box S6. 8256. Decorative frame S6. 8405. Hood S6. 2363. Proximity cards (maximum 400 units.). 44501.Proximity keyring. 2306. Program keypad. 2351. WINPROX Program Kit.</p>
<p>Includes</p> <p>8361. 1/W PRIVATE VIDEO panel with flush box (flush box ref.8856 included). Outdoor panel S6: 130(W)x294(H)mm. Flush box S6: 115(W)x280(H)x45(D)mm.</p> <p>8028. B/W camera. 3319. CHALET B/W ADS LOFT monitor. 6x2363.Proximity cards (up to 400). 4810. Power supply 18Vdc/1,5A-12Vac/1,5A.</p> <p>Extensions (with no extra power supply) 1 monitor ref. 3319 or 2 telephones ref. 2451</p>	<p>2nd Audio access</p> <p>8360. Panel and box.</p> <p>2nd Video access</p> <p>8361. Panel and box. 8028. B/W camera. 2450. Video switcher.</p>	<p>Accessories</p> <p>3071. Door lock 450N-S 12Vac. 4812. Power supply 18Vdc/1,5A. 8856. Flush box S6. 8956. Surface box S6. 8256. Decorative frame S6. 8405. Hood S6. 2363. Proximity cards (maximum 400 units.). 44501.Proximity keyring. 2306. Program keypad. 2351. WINPROX Program Kit.</p>		

With memokey function

<p>ADS (3+coax)</p> 	<p>3362 1/W MEMOVISION KIT - With access control system by keypad.</p> <p>Memokey 100 codes. The panel includes a keypad which activates the lock release when a 4,5 or 6 digit code is entered. Allows up to 100 different codes.</p> <table border="0"> <tr> <td data-bbox="580 1697 970 1901"> <p>Includes</p> <p>3613. 1/W MEMOVISION panel with flush box (flush box ref.8856 included). Outdoor panel S6: 130(W)x294(H)mm. Flush box S6: 115(W)x280(H)x45(D)mm.</p> <p>8028. B/W camera. 3319. CHALET B/W ADS LOFT monitor. 4810. Power supply 18Vdc/1,5A-12Vac/1,5A.</p> <p>Extensions (with no extra power supply) 1 monitor ref.3319 or 2 telephones ref.2451.</p> </td> <td data-bbox="975 1697 1189 1874"> <p>2nd Audio access</p> <p>3615. Panel and box.</p> <p>2nd Video access</p> <p>3613. Panel and box. 8028. B/W camera. 2450. Video switcher.</p> </td> <td data-bbox="1193 1697 1463 1874"> <p>Accessories</p> <p>3071. Door lock 450N-S 12Vac. 4812. Power supply 18Vdc/1,5A. 8856. Flush box S6. 8956. Surface box S6. 8256. Decorative frame S6. 8405. Hood S6.</p> </td> </tr> </table> <p>3363 1/W COLOUR MEMOVISION KIT</p> <p>Idem ref.3362 but with COLOUR camera (ref.2490) and COLOUR CHALET ADS LOFT monitor (ref.3320).</p>	<p>Includes</p> <p>3613. 1/W MEMOVISION panel with flush box (flush box ref.8856 included). Outdoor panel S6: 130(W)x294(H)mm. Flush box S6: 115(W)x280(H)x45(D)mm.</p> <p>8028. B/W camera. 3319. CHALET B/W ADS LOFT monitor. 4810. Power supply 18Vdc/1,5A-12Vac/1,5A.</p> <p>Extensions (with no extra power supply) 1 monitor ref.3319 or 2 telephones ref.2451.</p>	<p>2nd Audio access</p> <p>3615. Panel and box.</p> <p>2nd Video access</p> <p>3613. Panel and box. 8028. B/W camera. 2450. Video switcher.</p>	<p>Accessories</p> <p>3071. Door lock 450N-S 12Vac. 4812. Power supply 18Vdc/1,5A. 8856. Flush box S6. 8956. Surface box S6. 8256. Decorative frame S6. 8405. Hood S6.</p>
<p>Includes</p> <p>3613. 1/W MEMOVISION panel with flush box (flush box ref.8856 included). Outdoor panel S6: 130(W)x294(H)mm. Flush box S6: 115(W)x280(H)x45(D)mm.</p> <p>8028. B/W camera. 3319. CHALET B/W ADS LOFT monitor. 4810. Power supply 18Vdc/1,5A-12Vac/1,5A.</p> <p>Extensions (with no extra power supply) 1 monitor ref.3319 or 2 telephones ref.2451.</p>	<p>2nd Audio access</p> <p>3615. Panel and box.</p> <p>2nd Video access</p> <p>3613. Panel and box. 8028. B/W camera. 2450. Video switcher.</p>	<p>Accessories</p> <p>3071. Door lock 450N-S 12Vac. 4812. Power supply 18Vdc/1,5A. 8856. Flush box S6. 8956. Surface box S6. 8256. Decorative frame S6. 8405. Hood S6.</p>		

With home automation*



1230 1/W DETECTA-6 VIDEO KIT

Digital video door entry system with built-in detection and control system for automated devices. With telephone communicator that enables communication of events to the user and ARC (Alarms Reception Centre) as well as remote control of the system from any phone.

Includes

- 6064. 1/W CITYLINE panel with flush box (Flush box ref.8949 included). Outdoor panel S4:130(W)x199(H)mm. Flush box S4:115(W)x185(H)x45(D)mm.
- 8028. B/W camera.
- 1240. B/W ADS DETECTA-6 monitor.
- 1242. DETECTA-6 monitor connector.
- 1243. DETECTA-6 alarm reception center.
- 3x1075. Presence detectors.
- 4810. Power supply 18Vdc/1,5A-12Vac/1,5A.

2nd Audio access

- 6067. Audio Kit panel.

Accessories

- 8949. Flush box S4.
- 8954. Surface box S4.
- 8254. Decorative frame S4.
- 8403. Hood S4.
- 2070. Emergency battery.
- 1075. Presence detectors.
- 1077. Fire detector.
- 1245. Floor detector.
- 3491. DIN rail relay.
- 3490. Centralisation box B1002.

2nd Video access

- 6064. 1/W digital panel.
- 8028. B/W camera.
- 2450. Video switcher.

Extensions (with no extra power supply)

- 1 monitor ref.1240 or 2 telephones ref.1250 or Detecta-6 keypad ref.1246

1231 1/W COLOUR DETECTA-6 VIDEO KIT

Idem ref.1230 but with COLOUR camera (ref.2490) and COLOUR ADS DETECTA-6 monitor (ref.1241).

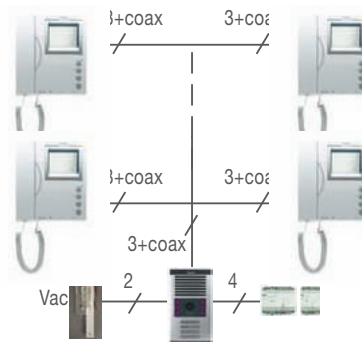
VIDEO KITS FOR BUILDINGS

For buildings up to 24 homes we recommend the **BUILDING VIDEO KITS 4-24**, which include the common parts of the installation with pushbutton panel.

For more than 25 homes, we recommend the **199 VIDEO KITS**, which include digital panel with keypad.

Choose the Kit model according to the number of homes and complete your video door entry installation with home monitors and their connectors, as well as the video distributors necessary.

Kits include: complete video door entry outdoor panel with flush box, power supply 18Vdc (ref.4830) for the system and power supply 12Vac (ref.4800) to AC power the installation electric lock.




Kit extensions and accessories:

- 2nd audio access: Requires all the Kit material without power supplies. Substitutes TV camera for a panoramic card slot (ref.8820).
- 2nd video access: Requires all the Kit material without power supplies. Add video switcher (ref.2450).
- In-house extensions: 1 additional monitor or two ADS telephones ref.2451 without extra power supply. One power supply (ref.4812) is required for every 2 additional monitors.
- Panel accessories: *see panels section* and corresponding series.
- Electric lock recommended: ref.3071. Electric lock mod.450N-S. Normal operation and short shield. 12Vac.

Video kits from 4 to 24 houses. 3+coax


	3904 4/W BUILDING VIDEO KIT Includes 86365. 5 AVP202 ADS CITYLINE panel. 8855. Flush box S5 Outdoor panel S5: 130(W)x246(H)mm. Flush box S5: 115(W)x233(H)x45(D)mm. 2441. Call extension module. 8028. B/W camera. 4800. Power supply 12Vac/1,5A. DIN4. 4830. Power supply 18Vdc/3,5A. DIN6.
39047 4/W COLOUR BUILDING VIDEO KIT	Idem ref.3904 but with COLOUR camera ref.2490

	3905 5/W BUILDING VIDEO KIT Includes 86835. 6 AVP105 ADS CITYLINE panel. 8856. Flush box S6 Outdoor panel S6: 130(W)x295(H)mm. Flush box S6:115(W)x280(H)x45(D)mm. 2441. Call extension module. 8028. B/W camera. 4800. Power supply 12Vac/1,5A. DIN4. 4830. Power supply 18Vdc/3,5A. DIN6.
39057 5/W COLOUR BUILDING VIDEO KIT	Idem ref.3905 but with COLOUR camera ref.2490

	3906 6/W BUILDING VIDEO KIT Includes 86375. 5 AVP203 ADS CITYLINE panel. 8855. Flush box S5 Outdoor panel S5: 130(W)x246(H)mm. Flush box S5: 115(W)x233(H)x45(D)mm. 2441. Call extension module. 8028. B/W camera. 4800. Power supply 12Vac/1,5A. DIN4. 4830. Power supply 18Vdc/3,5A. DIN6.
39067 6/W COLOUR BUILDING VIDEO KIT	Idem ref.3906 but with COLOUR camera ref.2490

	3908 8/W BUILDING VIDEO KIT Includes 86785. 6 AVP204 ADS CITYLINE panel. 8856. Flush box S6 Outdoor panel S6: 130(W)x295(H)mm. Flush box S6:115(W)x280(H)x45(D)mm. 2441. Call extension module. 8028. B/W camera. 4800. Power supply 12Vac/1,5A. DIN4. 4830. Power supply 18Vdc/3,5A. DIN6.
39087 8/W COLOUR BUILDING VIDEO KIT	Idem ref.3908 but with COLOUR camera ref.2490

	3910 10/W BUILDING VIDEO KIT Includes 86795. 6 AVP205 ADS CITYLINE panel. 8856. Flush box S6 Outdoor panel S6: 130(W)x295(H)mm. Flush box S6:115(W)x280(H)x45(D)mm. 2441. Call extension module. 8028. B/W camera. 4800. Power supply 12Vac/1,5A. DIN4. 4830. Power supply 18Vdc/3,5A. DIN6.
39107 10/W COLOUR BUILDING VIDEO KIT	Idem ref.3910 but with COLOUR camera ref.2490

	3912 12/W BUILDING VIDEO KIT Includes 87185. 7 AVP206 ADS CITYLINE panel. 8857. Flush box S7 Outdoor panel S7:130(W)x341(H)mm. Flush box S7:115(W)x328(H)x45(D)mm. 2441. Call extension module. 8028. B/W camera. 4800. Power supply 12Vac/1,5A. DIN4. 4830. Power supply 18Vdc/3,5A. DIN6.
39127 12/W COLOUR BUILDING VIDEO KIT	Idem ref.3912 but with COLOUR camera ref.2490

NOTE: The monitors are not included on kit.




3914 14/W BUILDING VIDEO KIT

Includes

- 87195. 7 AVP207 ADS CITYLINE panel.
- 8857. Flush box S7
Outdoor panel S7: 130(W)x341(H)mm.
Flush box S7: 115(W)x328(H)x45(D)mm.
- 2441. Call extension module.
- 8028. B/W camera.
- 4800. Power supply 12Vac/1,5A. DIN4.
- 4830. Power supply 18Vdc/3,5A. DIN6.

39147 14/W COLOUR BUILDING VIDEO KIT
Idem ref.3914 but with COLOUR camera ref.2490




3916 16/W BUILDING VIDEO KIT

Includes

- 87585. 8 AVP208 ADS CITYLINE panel.
- 8858. Flush box S8
Outdoor panel S8: 130(W)x389(H)mm.
Flush box S8: 115(W)x375(H)x45(D)mm.
- 2441. Call extension module.
- 8028. B/W camera.
- 4800. Power supply 12Vac/1,5A. DIN4.
- 4830. Power supply 18Vdc/3,5A. DIN6.

39167 16/W COLOUR BUILDING VIDEO KIT
Idem ref.3916 but with COLOUR camera ref.2490




3918 18/W BUILDING VIDEO KIT

Includes

- 87595. 8 AVP209 ADS CITYLINE panel.
- 8858. Flush box S8
Outdoor panel S8: 130(W)x389(H)mm.
Flush box S8: 115(W)x375(H)x45(D)mm.
- 2x2441. Call extension module.
- 8028. B/W camera.
- 4800. Power supply 12Vac/1,5A. DIN4.
- 4830. Power supply 18Vdc/3,5A. DIN6.

39187 18/W COLOUR BUILDING VIDEO KIT
Idem ref.3918 but with COLOUR camera ref.2490




3920 20/W BUILDING VIDEO KIT

Includes

- 80775. 9 AVP210 ADS CITYLINE panel.
- 8859. Flush box S9
Outdoor panel S9: 130(W)x436(H)mm.
Flush box S9: 115(W)x420(H)x45(D)mm.
- 2x2441. Call extension module.
- 8028. B/W camera.
- 4800. Power supply 12Vac/1,5A. DIN4.
- 4830. Power supply 18Vdc/3,5A. DIN6.

39207 20/W COLOUR BUILDING VIDEO KIT
Idem ref.3920 but with COLOUR camera ref.2490




3921 20/W BUILDING VIDEO KIT (2 panels)

Includes

- 86205. 5 AP205 ADS CITYLINE panel.
- 8638. 5 VP205 CITYLINE panel.
- 2x8855. Flush box S5
Outdoor panel S5: 130(W)x246(H)mm.
Flush box S5: 115(W)x233(H)x45(D)mm.
- 8829. Joining Bolts set.
- 2x2441. Call extension module.
- 8028. B/W camera.
- 4800. Power supply 12Vac/1,5A. DIN4.
- 4830. Power supply 18Vdc/3,5A. DIN6.

39217 20/W COLOUR BUILDING VIDEO KIT (2panels)
Idem ref. 3921 but with COLOUR camera ref.2490




3922 22/W BUILDING VIDEO KIT

Includes

- 80785. 9 AVP211 ADS CITYLINE panel.
- 8859. Flush box S9
Outdoor panel S9: 130(W)x436(H)mm.
Flush box S9: 115(W)x420(H)x45(D)mm.
- 2x2441. Call extension module.
- 8028. B/W camera.
- 4800. Power supply 12Vac/1,5A. DIN4.
- 4830. Power supply 18Vdc/3,5A. DIN6.

39227 22/W COLOUR BUILDING VIDEO KIT
Idem ref.3922 but with COLOUR camera ref.2490



3924 24/W BUILDING VIDEO KIT

Includes

- 86215. 5 AP206 ADS CITYLINE panel.
- 8639. 5 VP206 CITYLINE panel.
- 2x8855. Flush box S5
Outdoor panel S5: 130(W)x246(H)mm.
Flush box S5: 115(W)x233(H)x45(D)mm.
- 8829. Joining Bolts set.
- 2x2441. Call extension module.
- 8028. B/W camera.
- 4800. Power supply 12Vac/1,5A. DIN4.
- 4830. Power supply 18Vdc/3,5A. DIN6.

39247 20/W COLOUR BUILDING VIDEO KIT
Idem ref. 3924 but with COLOUR camera ref.2490



199 VIDEO KITS

Available in B/W and COLOUR.


NOTE: The kit power supply admits 40 homes. It will be necessary to add an extra power supply (ref.4830) for every 40 additional homes.




Star product

<p>ADS (3+coax)</p> 	<p>6092 199 DIRECT KIT (2 panels)</p> <p>Includes 2457. DIRECT ADS CITY panel 1 window (S5). 8613. DIRECTORY panel 3 windows (S5) Outdoor panel S5:130(W)x246(H)mm. 2x8855.Flush box S5:115(W)x233(H)x45(D)mm. 8829. Joining Bolts set. 8028. B/W camera. 4800. Power supply 12Vac/1,5A. DIN4. 4830. Power supply 18Vdc/3,5A. DIN6. 2449. 4 way video distributor.</p> <p>Extensions Up to 40 houses (allows 1 additional monitor per house).</p> <p>6094 199 COLOUR DIRECT KIT Idem but with COLOUR camera (ref.2490).</p>
<p>ADS (3+coax)</p> 	<p>6130 199 DIRECT KIT (1 panel)</p> <p>Includes 2437. ADS DIRECT CITY panel 2 windows (S7) 130(W)x341(H)mm. 8857. Flush box S7: 115(W)x328(H)x45(D)mm. 8028. B/W camera. 8820. Panoramic cardholder. 8257. Decorative frame S7: 225(W)x450(H)mm. 4800. Power supply 12Vac/1,5A. DIN4. 4830. Power supply 18Vdc/3,5A. DIN6. 2449. 4 way video distributor.</p> <p>Extensions Up to 40 houses (allows 1 additional monitor per house).</p> <p>6131 199 COLOUR DIRECT KIT (1 panel) Idem but with COLOUR camera (ref.2490)</p>

Electronic directory

<p>ADS (3+coax)</p> 	<p>6134 199 DIGITAL KIT</p> <p>Includes 2416. DIGITAL ADS CITY panel 1 window (S7). Measures: 130(W)x341(H)mm. 8857. Flush box S7: 115(W)x328(H)x45(D)mm. 8028. B/W camera. 8257. Decorative frame S7: 225(W)x450(H)mm. 4800. Power supply 12Vac/1,5A. DIN4. 4830. Power supply 18Vdc/3,5A. DIN6. 2449. 4 way video distributor.</p> <p>6135 199 COLOUR DIGITAL KIT Idem but with COLOUR camera (ref.2490)</p>
---	---

Deluxe- Access Control

<p>ADS (3+coax)</p> 	<p>5715 199 HALO KIT</p> <p>Digital colour video door entry system with double access control system: by keypad and proximity cards. Incorporates thermometer and clock. Non compatible with proximity keyring (ref.44501).</p> <p>Includes 5701. COLOUR BUILDING HALO panel Measures: 136(W)x342(H)mm. 8857. Flush box S7: 115(W)x328(H)x45(D)mm. 6x2336.Proximity cards. 4800. Power supply 12Vac/1,5A. DIN4. 4830. Power supply 18Vdc/3,5A. DIN6. 2449. 4 way video distributor.</p>
--	---

Anti-vandal

	<p>6136 199 DIGITAL BRUTO KIT</p> <p>Includes 2773. DIGITAL ADS BRUTO panel with box (Flush box ref.2217 included). Outdoor panel: 135(W)x385(H)mm. Flush box: 115(W)x335(H)x45(D)mm. 4800. Power supply 12Vac/1,5A. DIN4. 4830. Power supply 18Vdc/3,5A. DIN6. 2449. 4 way video distributor.</p> <p>6137 199 COLOUR DIGITAL BRUTO KIT Idem but with panel + COLOUR camera (panel code: ref.27737).</p>
---	--

REST OF INSTALLATION AND ACCESSORIES

3311	B/W ADS LOFT MONITOR
3313	COLOUR ADS LOFT MONITOR
3314	ADS LOFT MONITOR CONECTOR
3390	ADS LOFT TELEPHONE
3391	ADS EXTRA LOFT TELEPHONE
2451	ADS CITYMAX TELEPHONE



Ref. 3313

Ref. 3391

Ref. 2451

ACCESSORIES

2448	2-WAYS VIDEO DISTRIBUTOR
2449	4-WAYS VIDEO DISTRIBUTOR



Ref. 2448

4830	POWER SUPPLY 18Vdc/3,5A
------	-------------------------

DIN 10 format . One power supply is required for every 40 additional homes in the 199 VIDEO KITS.

4812	POWER SUPPLY 18Vdc/1A
------	-----------------------

DIN 6 format. For equipment extensions in homes. One power supply per home for every 2 additional monitors.



Ref. 4830

3071	DOOR RELEASE MOD.450N-S
------	-------------------------

Normal operation and short shield. 12Vac.



2409	ADS/MDS DECODER
------	-----------------

For residential complexes with ADS interior blocks and MDS general entrances. One is required for each interior block. If the general entrance is video door entry, one video distributor (ref.2448) must be added per block.



Ref. 2409

2450	ADS VIDEO SWITCHER
------	--------------------

Installations with 2 video door accesses.



Ref. 2450

2536	ADS CITYMAX GUARD UNIT
------	------------------------

2492	GUARD UNIT MODULE CONNEXION
------	-----------------------------



Ref. 2536

NOTA: More accessories in *ADS DIGITAL SYSTEM*.

**POR SEGURIDAD
CIERREN LA PUERTA**
DIRECCIÓN: 96 392 63 43 PORTLAND
MEXICO





OUTDOOR PANELS

5 DIFFERENT STYLES OF PANELS

FERMAX



HALO PANEL

HALO is the FERMAX digital interactive video door entry panel.

Incorporates: COLOUR camera, a large LCD screen, thermometer and clock, access control system by keypad and by proximity cards. Not compatible with proximity keyring (ref.44501).

There are two models: for buildings and for individual houses and offices.

HALO is a video door entry panel and monoblock access control with concave curved profile, extremely robust and highly resistant. It is manufactured in anodized aluminium with burnished and polished finish.

Highly resistant polycarbonate glass protects the LCD screen. The keypad in watertight polycarbonate is back lighting for easy use.

FEATURES

INTUITIVE TECHNOLOGY

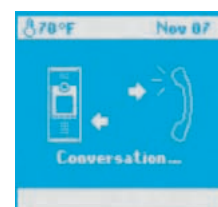
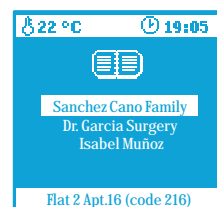
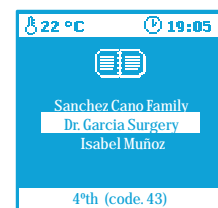
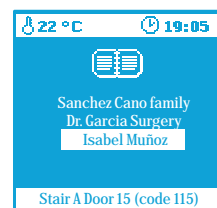
The large LCD screen (128x128 pixels), browser buttons, and the alphanumeric keyboard enable the simplest of use for the most sophisticated technology. To this end, right from the outset, the equipment guides the user by means of texts and icons for effective communication. It is possible to call the home directly, but if you do not know the number, you can use the residents **electronic address book**, included in the equipment and used in a similar way to a mobile phone or PDA.

The HALO screen becomes a sign or electric card slot that may be personalized to show the name of the building, street, etc.

Alternating with this screen background, a short message greets the user and shows the visitor some simple instructions for use. The electronic address book lets you browse the occupants, arranged in alphabetical order and identified by the stair/floor/door number and the call code, adapted to the layout and codification of each building.

HALO keeps you informed at all times on communication status: guard unit call, engaged, etc.

A help menu is also provided, configurable with the usage instructions, maintenance company details, etc.



BACKLIGHT PUSHBUTTONS

The built-in lighting ensures outdoor visibility in poorly lit conditions. The keypad has backlighting to make it easy to use.

DUAL ACCESS CONTROL

Proximity and keypad. The equipment incorporates a concealed proximity access control system. Presenting a card that has been authorised in the system, the door release is activated automatically. Access control can also be activated from the keypad, allocating each user a personal code.

The HALO panel (in its ADS Digital version) lets you store up to 350 different users to whom you may associate a personal keypad access code or a proximity card number. Non compatible with proximity keyrings (ref.4450 and ref.44501).

Management of authorisations/cancellations/modifications of the users and their access codes is done directly from the panel, or optionally by PC.

DATE, TIME AND TEMPERATURE

Halo permanently indicates the date, time and temperature outside the home.

WIDE ANGLE CAMERA

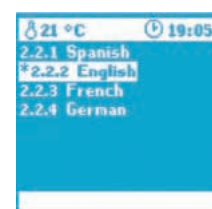
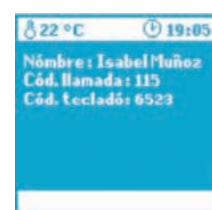


With built-in illumination. The camera includes a pan&tilt regulation system to focus the lens $\pm 10^\circ$ in all four directions.

Built-in illumination ensures visibility on the outside in conditions of low visibility. The keypad also has backlighting to ensure ease of use under any circumstances.

SETUP AND ADJUSTEMENTS MENUS

All the system parameters (both for installation and use) can be configured from the panel. To enter the configuration menu, you must key in a secret code. There are 2 levels, 2 codes:

- **The administrator code**, which enables maintenance of the residents address book and the management of authorisations/cancellations/modifications of the users in access control applications (by keypad or proximity card).
- **The installer code**, for technical configurations: door release timing settings, pushbutton backlighting, screen contrast, language selection, etc.



Choose the HALO panel you need.

HALO panels are available in ADS DIGITAL and MDS system:

- for villas and offices (ref.5700).
- for buildings up to 199 homes (ref.5701).

HALO PANEL FOR VILLAS

5700 1/W HALO PANEL

Panel measures: 136(W)x247(H)x18(D)mm.

ACCESSORIES

8855 FLUSH BOX

Measures: 115(W) x233(H)x45(D)mm.

7065 SURFACE BOX (S5)

Measures: 136(W)x247(H)x33(D)mm

5728 1/W HALO DECORATIVE FRAME

Measures: 225(W)x375(H)mm

5725 1/W HALO HOOD

8382 ANGLE ACCESSORY

8550 1/W PROTECTIVE CASING

Measures: 275(W)x400(H)mm. Needs a decorative frame (ref.5728) for the installation.



Ref. 5700



Ref. 5728



Ref. 5725



Ref. 8550

HALO PANEL FOR BUILDINGS

Panel measures: 136(W)x342(H)x18(D)mm.

5701 ADS HALO PANEL

5707 MDS DIRECT HALO PANEL

5705 MDS DIGITAL HALO PANEL

ACCESSORIES

5703 HALO BUILD. DIRECTORY PANEL

Only for flush-mounted panel. Measures: 136(W)x342(H)x18(D)mm

8857 FLUSH BOX

Measures: 115(W)x328(H)x45(D)mm

7067 SURFACE BOX (S7)

Measures: 136(W)x342(H)x33(D)mm

5729 HALO BUILD. DECORATIVE FRAME

Measures: 225(W)x450(H)mm

5730 DOUBLE DECORATIVE FRAME

Measures: 355(W)x460(H)mm

5726 HOOD

5727 DOUBLE HOOD

8384 ANGLE ACCESSORY

8395 DOUBLE ANGLE ACCESSORY

8551 BUILDING PROTECTIVE CASING

Measures: 275(W)x475(H)mm. Needs a decorative frame (ref.5729) for the installation.

8553 DOUBLE PROTECTIVE CASING BUILDING

Measures: 405(W)x475(H)mm. Needs a decorative frame (ref.5730) for the installation.



Ref. 5701

Ref. 5703



Ref. 5729



Ref. 5726



Ref. 5727




Ref. 8551



Cityline is the luxury range of audio and video outdoor panels for buildings.

It stands out for its design, versatility and curved-convex profile.

There are nine continuous profile series, all of them the same width but with different heights and button capacities.



FEATURES

- The **PANELS** are made of highly weather-resistant anodised aluminium. They stand out for their design and curved-convex profiles. A cellular rubber waterproof seal, which is included, ensures perfect fitting of the panel onto the wall, preventing water from getting in.
 - Once installed, the tightening **SCREWS** are completely hidden by protection covers at the top and bottom. The screws are of Allen type. An Allen key is included with the panel.
 - The metal **PUSHBUTTONS** have a round shape, in keeping with the curved profile of the panel. They can be double or single. The amplifier emits a confirmation sound when the button is pressed. The chrome finished buttons are protected against wear by thick chrome plating. The buttons include a name plate to house a label with the name of the resident and the door number. Pressing the card light pushbutton it lights the name plates to find the resident's name, even in complete darkness.
 - The **AMPLIFIER** includes virtually all the electronics of the equipment. Manufactured in SMD (Surface Mounting Device) and subject to a process of tropicalisation to withstand the most adverse weather conditions. It has: front button for lighting of card-holders, volume controls in both directions for optimum sound level free from feedback, call confirmation sound, sound synth in different languages, etc.
 - The **VIDEO CAMERAS** have lighting so visitors can be seen even in low light conditions (by means of infra-red LEDs for the B/W model and white LEDs for the Colour model) and a pan&tilt adjustment system to move the camera lens 10° in all four directions. They incorporate a 3.6 mm wide-angle lens and are protected by a highly-resistant transparent polycarbonate glass.
- An auto-iris system automatically adjusts the camera lens to the ambient light. 1 18 V DC/0.3 A power supply. 1 Vpp compound video output. Resolution: 450 lines (H) x 380 lines (V).



Amplifier



B/W camera

ACCESSORIES

The panels can be installed in any position, support or situation with the available accessories.

FLUSH-MOUNTED BOX

Made of aluminium and zamak, they have hinges that can be fitted in any direction, as shown in the image, making it possible to hold the panel while the cabling is installed. If several panels are combined, always of the same series, it is necessary to use joining bolts so they fit together perfectly. One set (ref.8829) is required for each additional panel installed between the flush-mounted boxes.

SURFACE BOX

For those cases where you cannot or do not want to make a hole in the wall for the flush-mounted box (marble or stone façades, etc.).

ANGULAR FITTING

Necessary when the panel must be installed at a place which is difficult to access, such as behind a fence. 1, 2 or 3 panels version.

HOODS

Very useful to protect the outdoor panel if, due to its location, it could be affected by external agents such as rain, snow, etc. It is advisable to seal the hood to the wall with silicone at the top and sides, as additional protection. Only for panels with flush-mounted box.

FRAMES

In replacement applications, these will cover the hole left by the old panel. It is also an aesthetic element.

PROTECTIVE CASING

For cases where the panel is exposed to saline atmospheres and inclement atmospheric conditions. Protects the panel while serving as an aesthetic complement. The frame trim must be ordered separately.

Basic components

1. PANEL AND ACCESSORIES

- Select the panel you wish according to the number of homes in the building, in line with the series that we propose. There are 9 series of Cityline continuous profile panels. All are the same width but different heights and pushbutton capacity.
- Choose the accessories corresponding to the same series as the panel. The flush or surface box must be ordered separately.
- The panels include the amplifier and pushbuttons. The references indicated include conventional 4+N system amplifier. To order the panel with a different amplifier, please check the following table:

DESCRIPTION	REFERENCE
ADS DIGITAL AMPLIFIER*	ADD 5
BUS2 DIGITAL AMPLIFIER*	CONSULT BUS2 SECTION

* The call extension modules needed must be added depending on the number of pushbuttons (ref.2441, 16-call module).

- For video entry applications, a videocamera is required. Select a panel with window or viewer and ask for the videocamera (B/W or Colour).
- It is possible to combine two or more panels for greater pushbutton capacity. To do so, separators must be used for a perfect fit between them, as shown in the figure. One set is required for each additional panel installed between the flush boxes.

8829 JOINING BOLTS SET



surface box



angular fitting

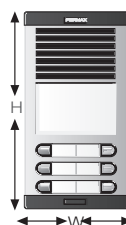


hood



frame

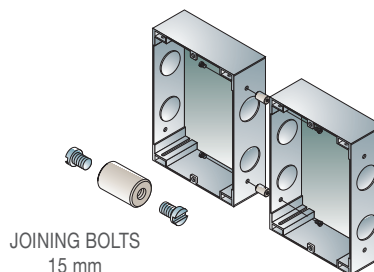
protective casing



5 AVP 203
Ref. 8637

The 5AVP 203 CITYLINE panel (ref.8637) is a serie-5 CITYLINE panel with amplifier, one display and 6 pushbuttons (2 columnsx3rows).

5	Series number (defines its height)
A	With amplifier
V	With display
P	With buttons
203	2 columns x 3 rows layout, (6 buttons)
W	Horizontal size
H	Vertical size
P	Depth size



JOINING BOLTS
15 mm

SERIE 1

Panel: 130(W)x128(H)mm

Flush-mounted: 115(W)x114(H)x45(D)mm

SINGLE BUTTON



1 AP 101
Ref. 8500



1 P 103
Ref. 8510



1 P 104
Ref. 8511

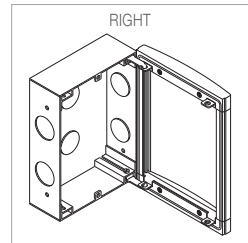
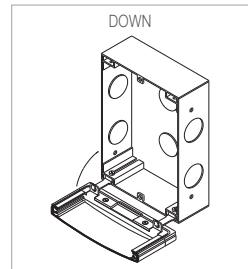
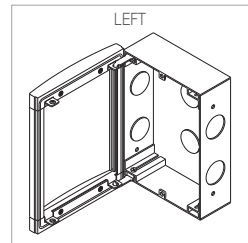


1 VP 101
REF. 8517

TYPE OF AMPLIFIER:

- ANALOGUE 4+N
Stated reference
- DIGITAL ADS
Add a 5
- DIGITAL BUS2
Consult references in
Bus2 Section.

FITTING OF THE PANEL WITH FLUSH-MOUNTED BOX



DOUBLE BUTTON



1 AP 201
Ref. 8501



1 P 203
Ref. 8508



1 P 204
Ref. 8509



1 VP 201
REF. 8516

WITHOUT BUTTON



1 A
Ref. 8502



1 V
Ref. 8515



1 C
Ref. 8512

ACCESSORIES SERIE 1

8851	FLUSH-MOUNTED BOX	115(W) x114(H)x45(D)mm
8843	FLUSH-MOUNTED BOX MINIBOX 5 UNITS	
8951	SURFACE BOX	130(W)x128(H)x33(D)mm
89511	SURFACE BOX MINIBOX 5 UNITS	
8400	CITY SINGLE HOOD	135(W)x130(H)mm
8408	CITY DOUBLE HOOD	265(W)x130(H)mm
8416	CITY TRIPLE HOOD	395(W)x130(H)mm
8251	CITY SINGLE DECORATIVE FRAME	225(W)x310(H)mm
8424	CITY DOUBLE DECORATIVE FRAME	355(W)x315(H)mm
8432	CITY TRIPLE DECORATIVE FRAME	485(W)x315(H)mm
8829	JOINING BOLTS SET	Necessary between flush-mounted boxes
88291	MINIBOX DE 25 JOINING BOLTS SET	
8378	SINGLE ANGLE ACCESSORY	
8389	DOUBLE ANGLE ACCESSORY	
8489	TRIPLE ANGLE ACCESSORY	
8550	SINGLE PROTECTIVE CASING	275(W)x400(H)mm
8552	DOUBLE PROTECTIVE CASING	405(W)x409(H)mm

A decorative frame is required.




FLUSH BOX

SERIE 2

Panel: 130(W)x151(H)mm

Flush-mounted box: 115(W)x138(H)x45(D)mm

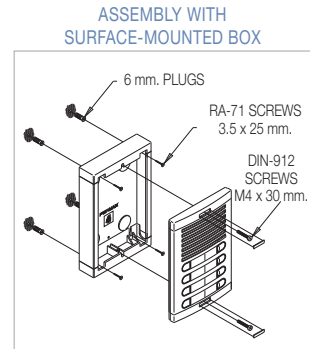

SINGLE BUTTON



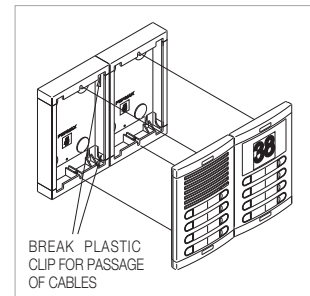

TYPE OF AMPLIFIER:

- ANALOGUE 4+N
Stated reference
- DIGITAL ADS
Add a 5
- DIGITAL BUS2
Consult references in *Bus2 Section.*

DOUBLE BUTTON



WITHOUT BUTTON



ACCESSORIES SERIE 2

8852	FLUSH-MOUNTED BOX	115(W) x138(H)x45(D)mm
8844	FLUSH-MOUNTED BOX MINIBOX 5 UNITS	
8952	SURFACE BOX	130(W)x151(H)x33(D)mm
89521	SURFACE BOX MINIBOX 5 UNITS	
8401	CITY SINGLE HOOD	135(W)x155(H)mm
8409	CITY DOUBLE HOOD	265(W)x155(H)mm
8417	CITY TRIPLE HOOD	395(W)x155(H)mm
8252	CITY SINGLE DECORATIVE FRAME	225(W)x310(H)mm
8425	CITY DOUBLE DECORATIVE FRAME	355(W)x315(H)mm
8433	CITY TRIPLE DECORATIVE FRAME	485(W)x315(H)mm
8829	JOINING BOLTS SET	Necessary between flush-mounted boxes
88291	MINIBOX DE 25 JOINING BOLTS SET	
8379	SINGLE ANGLE ACCESSORY	
8390	DOUBLE ANGLE ACCESSORY	
8490	TRIPLE ANGLE ACCESSORY	
8550	SINGLE PROTECTIVE CASING	275(W)x400(H)mm
8552	DOUBLE PROTECTIVE CASING	405(W)x409(H)mm

A decorative frame is required.



SURFACE BOX



SERIE 3 Panel: 130(W)x175(H)mm | Flush-mounted box: 115(W)x162(H)x45(D)mm

SINGLE BUTTON

3 AP 102 Ref. 8563	3 AP 103 Ref. 8560	3 P 103 Ref. 8572	3 P 105 Ref. 8570	3 P 106 Ref. 8571	3 VP 102 Ref. 8578	3 VP 103 Ref. 8579

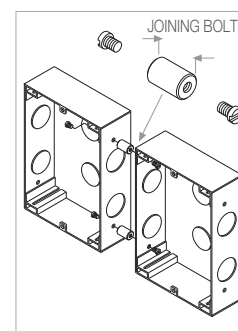
TYPE OF AMPLIFIER:

- ANALOGUE 4+N
Stated reference
- DIGITAL ADS
Add a 5
- DIGITAL BUS2
Consult references in *Bus2 Section*.

DOUBLE BUTTON

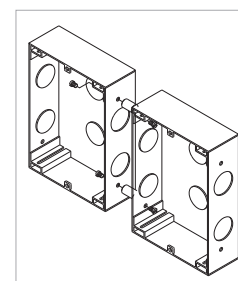
3 AP 202 Ref. 8561	3 AP 203 Ref. 8562	3 P 203 Ref. 8567	3 P 205 Ref. 8568	3 P 206 Ref. 8569	3 VP 202 Ref. 8576	3 VP 203 Ref. 8577

TO JOIN THE FLUSH-MOUNTED BOXES



WITHOUT BUTTON

3 A Ref. 8564	3 AV Ref. 8575	3 V Ref. 8565	3 C Ref. 8566



ACCESSORIES SERIE 3

8853	FLUSH-MOUNTED BOX	115(W) x162(H)x45(D)mm
8845	FLUSH-MOUNTED BOX MINIBOX 5 UNITS	
8953	SURFACE BOX	130(W)x175(H)x33(D)mm
89531	SURFACE BOX MINIBOX 5 UNITS	
8402	CITY SINGLE HOOD	135(W)x180(H)mm
8410	CITY DOUBLE HOOD	265(W)x180(H)mm
8418	CITY TRIPLE HOOD	395(W)x180(H)mm
8253	CITY SINGLE DECORATIVE FRAME	225(W)x375(H)mm
8426	CITY DOUBLE DECORATIVE FRAME	355(W)x385(H)mm
8434	CITY TRIPLE DECORATIVE FRAME	485(W)x385(H)mm
8829	JOINING BOLTS SET	Necessary between flush-mounted boxes
88291	MINIBOX OF 25 JOINING BOLTS SET	
8380	SINGLE ANGULAR ACCESSORY	
8391	DOBLE ANGULAR ACCESSORY	
8491	TRIPLE ANGULAR ACCESSORY	
8550	SINGLE PROTECTIVE CASING	275(W)x400(H)mm
8552	DOUBLE PROTECTIVE CASING	405(W)x409(H)mm




HOOD

A decorative frame is required.


SERIE 4

Panel: 130(W)x199(H)mm | Flush-mounted box: 115(W)x185(H)x45(D)mm

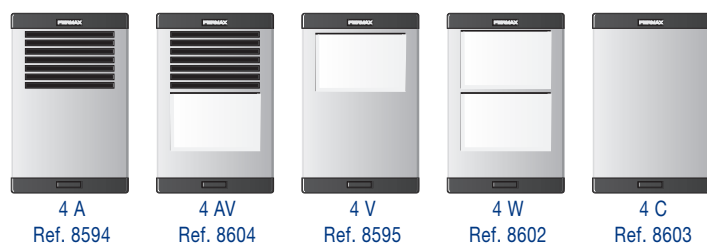
SINGLE BUTTON



DOUBLE BUTTON



WITHOUT BUTTON



TYPE OF AMPLIFIER:

- ANALOGUE 4+N
Stated reference
- DIGITAL ADS
Add a 5
- DIGITAL BUS2
Consult references in *Bus2 Section*.

ACCESSORIES SERIE 4

8854	FLUSH-MOUNTED BOX	115(W) x185(H)x45(D)mm
8846	FLUSH-MOUNTED BOX MINIBOX 5 UNITS	
8954	SURFACE BOX	130(W)x199(H)x33(D)mm
89541	SURFACE BOX MINIBOX 5 UNITS	
8403	CITY SINGLE HOOD	135(W)x203(H)mm
8411	CITY DOUBLE HOOD	265(W)x203(H)mm
8419	CITY TRIPLE HOOD	395(W)x203(H)mm
8254	CITY SINGLE DECORATIVE FRAME	225(W)x375(H)mm
8427	CITY DOUBLE DECORATIVE FRAME	355(W)x385(H)mm
8435	CITY TRIPLE DECORATIVE FRAME	485(W)x385(H)mm
8829	JOINING BOLTS SET	Necessary between flush-mounted boxes
88291	MINIBOX OF 25 JOINING BOLTS SET	
8381	SINGLE ANGULAR ACCESSORY	
8392	DOUBLE ANGULAR ACCESSORY	
8492	TRIPLE ANGULAR ACCESSORY	
8550	SINGLE PROTECTIVE CASING	275(W)x400(H)mm
8552	DOUBLE PROTECTIVE CASING	405(W)x409(H)mm

A decorative frame is required.




ANGULAR ACCESSORY

SERIE 5

Panel: 130(W)x246(H)mm | Flush-mounted box: 115(W)x233(H)x45(D)mm

SINGLE BUTTON



5 AP 105
Ref. 8622

5 AP 106
Ref. 8623

5 P 106
Ref. 8625

5 P 108
Ref. 8629

5 P 109
Ref. 8630


5 AVP 102
Ref. 8631

5 AVP 103
Ref. 8633

5 VP 105
Ref. 8641

5 VP 106
Ref. 8642

DOUBLE BUTTON



5 AP 205
Ref. 8620

5 AP 206
Ref. 8621

5 P 206
Ref. 8626

5 P 208
Ref. 8627

5 P 209
Ref. 8628


5 AVP 202
Ref. 8636

5 AVP 203
Ref. 8637

5 VP 205
Ref. 8638

5 VP 206
Ref. 8639

WITHOUT BUTTON



5 A
Ref. 8624

5 AV
Ref. 8634

5 AW
Ref. 8635

5 V
Ref. 8632

5 W
Ref. 8643

5 C
Ref. 8644

TYPE OF AMPLIFIER:

- ANALOGUE 4+N
Stated reference
- DIGITAL ADS
Add a 5
- DIGITAL BUS2
Consult references
in *Bus2 Section*.

ACCESSORIES SERIE 5

8855	FLUSH-MOUNTED BOX	115(W)x233(H)x45(D)mm
8847	FLUSH-MOUNTED BOX MINIBOX 5 UNITS	
8955	SURFACE BOX	130(W)x246(H)x33(D)mm
89551	SURFACE BOX MINIBOX 5 UNITS	
8404	CITY SINGLE HOOD	135(W)x250(H)mm
8412	CITY DOUBLE HOOD	265(W)x250(H)mm
8420	CITY TRIPLE HOOD	395(W)x250(H)mm
8255	CITY SINGLE DECORATIVE FRAME	225(W)x375(H)mm
8428	CITY DOUBLE DECORATIVE FRAME	355(W)x385(H)mm
8436	CITY TRIPLE DECORATIVE FRAME	485(W)x385(H)mm
8829	JOINING BOLTS SET	Necessary between flush-mounted boxes
88291	MINIBOX OF 25 JOINING BOLTS SET	
8382	SINGLE ANGULAR ACCESSORY	
8393	DOUBLE ANGULAR ACCESSORY	
8493	TRIPLE ANGULAR ACCESSORY	
8550	SINGLE PROTECTIVE CASING	275(W)x400(H)mm
8552	DOUBLE PROTECTIVE CASING	405(W)x409(H)mm



SINGLE DECORATIVE FRAME


A decorative frame is required.

SERIE 6


Panel: 130(W)x294(H)mm

Flush-mounted box: 115(W)x280(H)x45(D)mm


SINGLE BUTTON



DOUBLE BUTTON



WITHOUT BUTTON




TYPE OF AMPLIFIER:

- ANALOGUE 4+N
Stated reference
- DIGITAL ADS
Add a 5
- DIGITAL BUS2
Consult references in *Bus2 Section*.

ACCESSORIES SERIE 6

8856	FLUSH-MOUNTED BOX	115(W)x280(H)x45(D)mm
8848	FLUSH-MOUNTED BOX MINIBOX 5 UNITS	
8956	SURFACE BOX	130(W)x294(H)x33(D)mm
89561	SURFACE BOX MINIBOX 5 UNITS	
8405	CITY SINGLE HOOD	135(W)x300(H)mm
8413	CITY DOUBLE HOOD	265(W)x300(H)mm
8421	CITY TRIPLE HOOD	395(W)x300(H)mm
8256	CITY SINGLE DECORATIVE FRAME	225(W)x450(H)mm
8429	CITY DOUBLE DECORATIVE FRAME	355(W)x460(H)mm
8437	CITY TRIPLE DECORATIVE FRAME	485(W)x460(H)mm
8829	JOINING BOLTS SET	Necessary between flush-mounted boxes
88291	MINIBOX OF 25 JOINING BOLTS SET	
8383	SINGLE ANGULAR ACCESSORY	
8394	DOUBLE ANGULAR ACCESSORY	
8494	TRIPLE ANGULAR ACCESSORY	
8551	SINGLE PROTECTIVE CASING	275(W)x475(H)mm
8553	DOUBLE PROTECTIVE CASING	405(W)x475(H)mm



DOUBLE DECORATIVE FRAME


A decorative frame is required.

SERIE 7

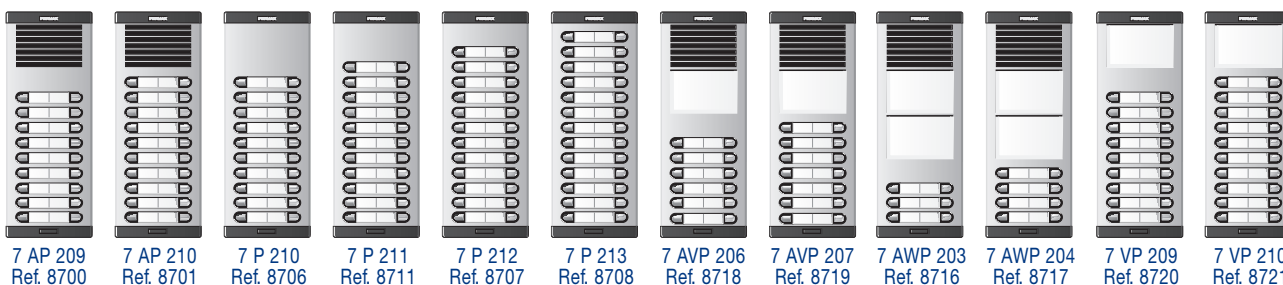
Panel: 130(W)x341(H)mm

Flush-mounted box: 115(W)x328(H)x45(D)mm


SINGLE BUTTON



DOUBLE BUTTON



WITHOUT BUTTON



TYPE OF AMPLIFIER:

- ANALOGUE 4+N
Stated reference
- DIGITAL ADS
Add a 5
- DIGITAL BUS2
Consult references in *Bus2 Section*.

ACCESSORIES SERIE 7

8857	FLUSH-MOUNTED BOX	115(W)x328(H)x45(D)mm
8849	FLUSH-MOUNTED BOX MINIBOX 5 UNITS	
8957	SURFACE BOX	130(W)x341(H)x33(D)mm
89571	SURFACE BOX MINIBOX 5 UNITS	
8406	CITY SINGLE HOOD	135(W)x345(H)mm
8414	CITY DOUBLE HOOD	265(W)x345(H)mm
8422	CITY TRIPLE HOOD	395(W)x345(H)mm
8257	CITY SINGLE DECORATIVE FRAME	225(W)x450(H)mm
8430	CITY DOUBLE DECORATIVE FRAME	355(W)x460(H)mm
8438	CITY TRIPLE DECORATIVE FRAME	485(W)x460(H)mm
8829	JOINING BOLTS SET	Necessary between flush-mounted boxes
88291	MINIBOX OF 25 JOINING BOLTS SET	
8384	SINGLE ANGULAR ACCESSORY	
8395	DOUBLE ANGULAR ACCESSORY	
8495	TRIPLE ANGULAR ACCESSORY	
8551	SINGLE PROTECTIVE CASING	275(W)x475(H)mm
8553	DOUBLE PROTECTIVE CASING	405(W)x475(H)mm

A decorative frame is required.

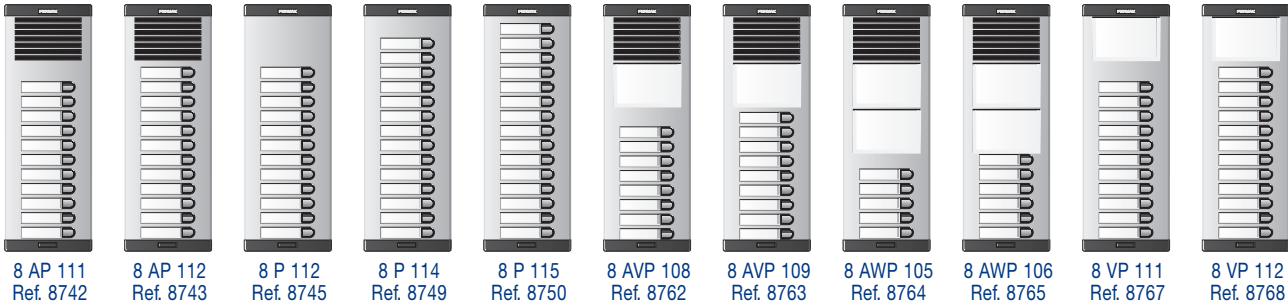


PROTECTIVE CASING

SERIE 8


Panel: 130(W)x389(H)mm | Flush-mounted box: 115(W)x375(H)x45(D)mm

SINGLE BUTTON



8 AP 111 Ref. 8742 8 AP 112 Ref. 8743 8 P 112 Ref. 8745 8 P 114 Ref. 8749 8 P 115 Ref. 8750 8 AVP 108 Ref. 8762 8 AVP 109 Ref. 8763 8 AWP 105 Ref. 8764 8 AWP 106 Ref. 8765 8 VP 111 Ref. 8767 8 VP 112 Ref. 8768

DOUBLE BUTTON



8 AP 211 Ref. 8740 8 AP 212 Ref. 8741 8 P 212 Ref. 8746 8 P 214 Ref. 8747 8 P 215 Ref. 8748 8 AVP 208 Ref. 8758 8 AVP 209 Ref. 8759 8 AWP 205 Ref. 8756 8 AWP 206 Ref. 8757 8 VP 211 Ref. 8760 8 VP 212 Ref. 8761

WITHOUT BUTTON



8 A Ref. 8744 8 AV Ref. 8754 8 AW Ref. 8755 8 V Ref. 8751 8 W Ref. 8752 8 C Ref. 8753

TYPE OF AMPLIFIER:

- ANALOGUE 4+N
Stated reference
- DIGITAL ADS
Add a 5
- DIGITAL BUS2
Consult references in *Bus2 Section*.

ACCESSORIES SERIE 8

8858	FLUSH-MOUNTED BOX	115(W)x375(H)x45(D)mm
8850	FLUSH-MOUNTED BOX MINIBOX 5 UNITS	
8958	SURFACE BOX	130(W)x389(H)x33(D)mm
89581	SURFACE BOX MINIBOX 5 UNITS	
8407	CITY SINGLE HOOD	135(W)x393(H)mm
8415	CITY DOUBLE HOOD	265(W)x393(H)mm
8423	CITY TRIPLE HOOD	395(W)x393(H)mm
8258	CITY SINGLE DECORATIVE FRAME	225(W)x450(H)mm
8431	CITY DOUBLE DECORATIVE FRAME	355(W)x460(H)mm
8439	CITY TRIPLE DECORATIVE FRAME	485(W)x460(H)mm
8829	JOINING BOLTS SET	Necessary between flush-mounted boxes
88291	MINIBOX OF 25 JOINING BOLTS SET	
8385	SINGLE ANGULAR ACCESSORY	
8396	DOUBLE ANGULAR ACCESSORY	
8496	TRIPLE ANGULAR ACCESSORY	
8551	SINGLE PROTECTIVE CASING	275(W)x475(H)mm
8553	DOUBLE PROTECTIVE CASING	405(W)x475(H)mm

A decorative frame is required.

SERIE 9


Panel: 130(W)x436,5(H)mm | Flush-mounted box: 115(W)x420,5(H)x45(D)mm

SIMPLE BUTTON



9 AP 113 Ref. 8061 9 AP 114 Ref. 8062 9 P 114 Ref. 8063 9 P 116 Ref. 8064 9 P 117 Ref. 8065 9 AVP 110 Ref. 8066 9 AVP 111 Ref. 8067 9 AWP 107 Ref. 8068 9 AWP 108 Ref. 8069 9 VP 113 Ref. 8070 9 VP 114 Ref. 8071

DOUBLE BUTTON



9 AP 213 Ref. 8072 9 AP 214 Ref. 8073 9 P 214 Ref. 8074 9 P 216 Ref. 8075 9 P 217 Ref. 8076 9 AVP 210 Ref. 8077 9 AVP 211 Ref. 8078 9 AWP 207 Ref. 8079 9 AWP 208 Ref. 8080 9 VP 213 Ref. 8081 9 VP 214 Ref. 8082

WITHOUT BUTTON



9 A Ref. 8083 9 AV Ref. 8047 9 AW Ref. 8085 9 V Ref. 8048 9 W Ref. 8087 9 C Ref. 8088

TYPE OF AMPLIFIER:

- ANALOGUE 4+N
Stated reference
- DIGITAL ADS
Add a 5
- DIGITAL BUS2
Consult references in *Bus2 Section*.

ACCESSORIES SERIE 9

8982	FLUSH-MOUNTED BOX	115(W)x420,5(H)x45(D)mm
8986	FLUSH-MOUNTED BOX MINIBOX 5 UNITS	
8984	SURFACE BOX	130(W)x436,5(H)x33(D)mm
89841	SURFACE BOX MINIBOX 5 UNITS	
8480	CITY SINGLE HOOD	135(W)x440,5(H)mm
8483	CITY DOUBLE HOOD	265(W)x440,5(H)mm
8486	CITY TRIPLE HOOD	395(W)x440,5(H)mm
8259	CITY SINGLE DECORATIVE FRAME	225(W)x495(H)mm
8474	CITY DOUBLE DECORATIVE FRAME	355(W)x500(H)mm
8477	CITY TRIPLE DECORATIVE FRAME	485(W)x500(H)mm
8829	JOINING BOLTS SET	Necessary between flush-mounted boxes
88291	MINIBOX OF 25 JOINING BOLTS SET	
8386	SINGLE ANGULAR ACCESSORY	
8397	DOUBLE ANGULAR ACCESSORY	
8497	TRIPLE ANGULAR ACCESSORY	

2. COMMON MODULES

Select the necessary accessoires depending on the installation:

8028 B/W VIDEO CAMERA MODULE

For video-door-entry installations.



Ref. 8028

2490 COLOUR VIDEO CAMERA MODULE

For video-door-entry installations with Citymax colour monitors.



Ref. 2490

8820 PANORAMIC CARD-HOLDER MODULE

Card-holder with lighting to personalise the building, print the name of the street, the number, etc.

2501 CITYMAX BLANK MODULE



Ref. 8820

2520 MEMOKEY 100-C ACCESS CONTROL MODULE

Telephone-type keypad which activates the lock-release when a previously programmed code of up to 6 digits is entered. Permits up to 100 different codes: one for each user, to activate an alarm, open a second door, switch on a light, etc. Power supply: 12 V AC/DC.



Ref. 2520

2263 PROXIMITY READER MODULE

Reader which opens the door when the proximity card (similar to a credit card) is presented. Only authorised cards will activate the device. The system is capable of managing up to 400 cards. Activation/deactivation of cards is easily carried out using a "master" card. Can also be programmed by PC. Power supply: 12 V AC/DC.



Ref. 2263

23361 PROXIMITY CARD WITHOUT MAGNETIC STRIPE

2363 PROXIMITY CARD A With silkscreen printing.

2336 PROXIMITY CARD WITH MAGNETIC STRIPE

4476 BLUETOOTH MODULE

An access control that lets you activate the electric lock of the door remotely by telephone. *For more information see Access Control section.*



Ref. 4476

2561 MDS CITYMAX KEYPAD MODULE


2560 MDS CITYMAX PROXIMITY MODULE

CityMax is a range of outdoor panels of continuous profile and modular composition. Its design and features is similar like Cityline panel but the different between them is about composition and mounting.

It allows any combination of buttons with just 12 references.

The range is composed of 4 panels or frames into which the module can be easily fitted: buttons, amplifier, camera, etc. CityMax panels have the same sizes as Cityline series 3,5,7 and 8. It is possible to combine two or more panels, using the same size, for higher pushbutton capacity.

CITYMAX PANEL FRAMES



2 module panel (serie 3)


3 module panel (serie 5)

4 module panel (serie 7)

5 module panel (serie 8)



CITYMAX MODULES



Basic components

1. CITYMAX PANEL FRAMES

The panel does not include the flush-mounted box. Select the panel and the corresponding button and amplifier modules according to the number of homes. Citymax panels have the same sizes as CityLine series 3, 5, 7 and 8.

2 MODULE CITYMAX PANEL

8580	2 -MODULES CITYMAX PANEL	130(W)x175(H)mm
------	--------------------------	-----------------

ACCESSORIES (SERIE 3 CITYLINE)

8853	FLUSH-MOUNTED BOX	115(W)x162(H)x45(D)mm
8845	FLUSH-MOUNTED BOX MINIBOX 5 UNITS	
8953	SURFACE BOX	130(W)x175(H)x33(D)mm
89531	SURFACE BOX MINIBOX 5 UNITS	
8402	CITY SINGLE HOOD	135(W)x180(H)mm
8410	CITY DOBLE HOOD	265(W)x180(H)mm
8418	CITY TRIPLE HOOD	395(W)x180(H)mm
8253	CITY SINGLE DECORATIVE FRAME	225(W)x375(H)mm
8426	CITY DOUBLE DECORATIVE FRAME	355(W)x385(H)mm
8434	CITY TRIPLE DECORATIVE FRAME	485(W)x385(H)mm
8829	JOINING BOLTS SET	Necessaries between flush-mounted boxes
88291	MINIBOX OF 25 JOINING BOLTS SETS	
8380	SINGLE ANGULAR ACCESSORY	
8391	DOUBLE ANGULAR ACCESSORY	
8491	TRIPLE ANGULAR ACCESSORY	
8550	PROTECTIVE CASING	275(W)x400(H)mm
8552	DOUBLE PROTECTIVE CASING	405(W)x400(H)mm

3 MODULE CITYMAX PANEL

8103	3-MODULE CITYMAX PANEL	130(W)x246(H)mm
------	------------------------	-----------------

ACCESSORIES (SERIE 5 CITYLINE)

8855	FLUSH-MOUNTED BOX	115(W)x233(H)x45(D)mm
8847	FLUSH-MOUNTED BOX MINIBOX 5 UNITS	
8955	SURFACE BOX	130(W)x246(H)x33(D)mm
89551	SURFACE BOX MINIBOX 5 UNITS	
8404	CITY SINGLE HOOD	135(W)x250(H)mm
8412	CITY DOBLE HOOD	265(W)x250(H)mm
8420	CITY TRIPLE HOOD	395(W)x250(H)mm
8255	CITY SINGLE DECORATIVE FRAME	225(W)x375(H)mm
8428	CITY DOUBLE DECORATIVE FRAME	355(W)x385(H)mm
8436	CITY TRIPLE DECORATIVE FRAME	485(W)x385(H)mm
8829	JOINING BOLTS SET	Necessaries between flush-mounted boxes
88291	MINIBOX OF 25 JOINING BOLTS SETS	
8382	SINGLE ANGULAR ACCESSORY	
8393	DOBLE ANGULAR ACCESSORY	
8493	TRIPLE ANGULAR ACCESSORY	
8550	PROTECTIVE CASING	275(W)x400(H)mm
8552	DOUBLE PROTECTIVE CASING	405(W)x400(H)mm



Ref. 8580



Ref. 8103

4 MODULE CITYMAX PANEL

8615	4 MODULE CITYMAX PANEL	130(W)x341(H)mm
------	------------------------	-----------------

ACCESSORIES (SERIE 7 CITYLINE)

8857	FLUSH-MOUNTED BOX	115(W)x328(H)x45(D)mm
8849	FLUSH-MOUNTED BOX MINIBOX 5 UNITS.	
8957	SURFACE BOX	130(W)x341(H)x33(D)mm
89571	URFACE BOX MINIBOX 5 UNITS	
8406	CITY SINGLE HOOD	135(W)x345(H)mm
8414	CITY DOUBLE HOOD	265(W)x345(H)mm
8422	CITY TRIPLE HOOD	395(W)x345(H)mm
8257	CITY SINGLE DECORATIVE FRAME	225(W)x450(H)mm
8430	CITY DOUBLE DECORATIVE FRAME	355(W)x460(H)mm
8438	CITY TRIPLE DECORATIVE FRAME	485(W)x460(H)mm
8829	JOINING BOLTS SET	Necessaries between flush-mounted boxes
88291	MINIBOX OF 25 JOINING BOLTS SETS	
8384	SINGLE ANGULAR ACCESSORY	
8395	DOUBLE ANGULAR ACCESSORY	
8495	TRIPLE ANGULAR ACCESSORY	
8551	SINGLE PROTECTIVE CASING	275(W)x475(H)mm
8553	DOUBLE PROTECTIVE CASING	405(W)x475(H)mm



Ref. 8615

5 MODULE CITYMAX PANEL

8616	5 MODULE CITYMAX PANEL	130(W)x389(H)mm
------	------------------------	-----------------

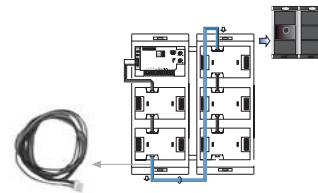
ACCESSORIES (SERIE 8 CITYLINE)

8858	FLUSH-MOUNTED BOX	115(W)x375(H)x45(D)mm
8850	MINIBOX CAJA DE EMPOTR. 5 UDS.	
8958	SURFACE BOX	130(W)x389(H)x33(D)mm
89581	SURFACE BOX MINIBOX 5 UNITS	
8407	CITY SINGLE HOOD	135(W)x393(H)mm
8415	CITY DOUBLE HOOD	265(W)x393(H)mm
8423	CITY TRIPLE HOOD	395(W)x393(H)mm
8258	CITY SINGLE DECORATIVE FRAME	225(W)x450(H)mm
8431	CITY DOUBLE DECORATIVE FRAME	355(W)x460(H)mm
8439	CITY TRIPLE DECORATIVE FRAME	485(W)x460(H)mm
8829	JOINING BOLTS SET	Necessaries between flush-mounted boxes
88291	MINIBOX OF 25 JOINING BOLTS SETS	
8385	SINGLE ANGULAR ACCESSORY	
8396	DOUBLE ANGULAR ACCESSORY	
8496	TRIPLE ANGULAR ACCESSORY	
8551	SINGLE PROTECTIVE CASING	275(W)x475(H)mm
8553	DOUBLE PROTECTIVE CASING	405(W)x475(H)mm



Ref. 8616

Panel connection cable. Necessary when there is more than one panel for connection of 4+N or ADS button modules. One is required for each additional panel.



2515	4+N PANEL CONNECTION CABLE
2516	ADS PANEL CONNECTION CABLE

MAILBOX

Range of mailboxes compatible with any Citymax module*.

4010	3-MODULE FLUSH-MOUNTED MAILBOX
440(W)x425(H)x160(D)mm	

4011	3-MODULE SURFACE-MOUNTED MAILBOX
440(W)x425(H)x165(D)mm	

4012	3-MODULE TELESCOPIC MAILBOX
340(W)x390(H)x variable(D)mm	



*The Citymax modules are not included in the mailbox reference.

2. AMPLIFIER / BUTTON MODULE

Select the corresponding moduls and the amplifier depending on the number of homes and technologie of the installation (4+N or ADS). In case of video door entry system, a window for the videocamera has to be reserved.



4+N ADS
Ref. 2500 2514/2563

ANALOGUE (4+N)

2500	4+N AMPLIFIER MODULE
2502	BUTTON MODULE 101 (1 BUTTON)
2503	BUTTON MODULE 102 (2 BUTTONS)
2504	BUTTON MODULE 103 (3 BUTTONS)
2505	BUTTON MODULE 201 (2 BUTTONS)
2506	BUTTON MODULE 202 (4 BUTTONS)
2507	BUTTON MODULE 203 (6 BUTTONS)



4+N ADS
Ref. 2502 2508



4+N ADS
Ref. 2503 2509

ADS DIGITAL

2514	ADS DIGITAL AMPLIFIER MODULE
2563	ADS DIGITAL AMPLIFIER MODULE WITHOUT VOX MODULE
2508	ADS DIGITAL BUTTON MODULE 101 (1B)
2509	ADS DIGITAL BUTTON MODULE 102 (2B)
2510	ADS DIGITAL BUTTON MODULE 103 (3B)
2511	ADS DIGITAL BUTTON MODULE 201 (2B)
2512	ADS DIGITAL BUTTON MODULE 202 (4B)
2513	ADS DIGITAL BUTTON MODULE 203 (6B)



4+N ADS
Ref. 2504 2510



4+N ADS
Ref. 2505 2511



4+N ADS
Ref. 2506 2512



4+N ADS
Ref. 2507 2513

3. FERMAX ASSEMBLY UNIT

Your stock on view for immediate delivery. Includes the entire CityMax Panels range (frames, amplifiers and button modules) in a compact display unit, to facilitate both storage and replacement of material. The display unit is supplied free of charge.

2242 ASSEMBLY UNIT

Measures: 880(W)x600(H)x430(D)mm

UN	DESCRIPTION	REF.	UN	DESCRIPTION	REF.
5	2-MODULE PANEL	8580	10	AMPLIFIER MODULES	2500
5	3-MODULE PANEL	8103	10	PUSHBUTTON MODULES 101 (1 BUT)	2502
5	4-MODULE PANEL	8615	10	PUSHBUTTON MODULES 102 (2 BUT)	2503
5	5-MODULE PANEL	8616	10	PUSHBUTTON MODULES 103 (3 BUT)	2504
			10	PUSHBUTTON MODULES 201 (2 BUT)	2505
			10	PUSHBUTTON MODULES 202 (4 BUT)	2506
			10	PUSHBUTTON MODULES 203 (6 BUT)	2507



1136 ADS DIGITAL ASSEMBLY UNIT

Measures: 880(W)x600(H)x430(D)mm

UN	DESCRIPTION	REF.	UN	DESCRIPTION	REF.
5	2-MODULE PANEL	8580	10	AMPLIFIER MODULES	2514
5	3-MODULE PANEL	8103	10	PUSHBUTTON MODULES 101 (1 BUT)	2508
5	4-MODULE PANEL	8615	10	PUSHBUTTON MODULES 102 (2 BUT)	2509
5	5-MODULE PANEL	8616	10	PUSHBUTTON MODULES 103 (3 BUT)	2510
			10	PUSHBUTTON MODULES 201 (2 BUT)	2511
			10	PUSHBUTTON MODULES 202 (4 BUT)	2512
			10	PUSHBUTTON MODULES 203 (6 BUT)	2513

4. COMMON MODULES

Select the communication and security elements required by the installation.

2501 CITYMAX BLANK MODULE

Blank module. Allows to be changed by other module (videocamera, reader, etc).



Ref. 2501



Ref. 8820

8820 PANORAMIC CARD-HOLDER MODULE

Card-holder with lighting to personalise the building, print the name of the street, the number, etc.



Ref. 8028



Ref. 2490

8028 B/W VIDEO CAMERA MODULE

2490 COLOUR VIDEO CAMERA MODULE

2520 MEMOKEY 100C ACCESS CONTROL MODULE

Permits up to 100 different codes. Power supply: 12V AC/DC.

2263 PROXIMITY READER MODULE

Reader which opens the door when the proximity card (similar to a credit card) is presented. Only authorised cards will activate the device. The system is capable of managing up to 400 cards. Activation/deactivation of cards is easily carried out using a "master" card. Can also be programmed by PC. Power supply: 12 V AC/DC.



Ref. 2520
Ref. 2561



Ref. 2263
Ref. 2560

23361 PROXIMITY CARD WITHOUT MAGNETIC STRIPE

2336 PROXIMITY CARD WITH MAGNETIC STRIPE

4476 BLUETOOTH MODULE

2560 MDS PROXIMITY READER MODULE

2561 MDS DIGITAL CONTROL KEYPAD READER MODULE



Ref. 4476

EXAMPLES OF AUDIO COMBINATIONS



1 PUSHBUTTON



2 PUSHBUTTONS



3 PUSHBUTTONS



4 PUSHBUTTONS



5 PUSHBUTTONS



6 PUSHBUTTONS



8 PUSHBUTTONS



9 PUSHBUTTONS



10 PUSHBUTTONS



12 PUSHBUTTONS



14 PUSHBUTTONS



15 PUSHBUTTONS



16 PUSHBUTTONS



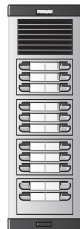
18 PUSHBUTTONS



20 PUSHBUTTONS



21 PUSHBUTTONS



22 PUSHBUTTONS



24 PUSHBUTTONS



26 PUSHBUTTONS



28 PUSHBUTTONS



30 PUSHBUTTONS



34 PUSHBUTTONS



36 PUSHBUTTONS



38 PUSHBUTTONS




40 PUSHBUTTONS



42 PUSHBUTTONS



48 PUSHBUTTONS



54 PUSHBUTTONS

EXAMPLES OF VIDEO COMBINATIONS



1 PUSHBUTTON



2 PUSHBUTTONS



3 PUSHBUTTONS



4 PUSHBUTTONS



5 PUSHBUTTONS



6 PUSHBUTTONS



8 PUSHBUTTONS



9 PUSHBUTTONS



10 PUSHBUTTONS



12 PUSHBUTTONS



14 PUSHBUTTONS



15 PUSHBUTTONS



16 PUSHBUTTONS



18 PUSHBUTTONS



EXAMPLES OF VIDEO COMBINATIONS



20 PUSHBUTTONS

21 PUSHBUTTONS



22 PUSHBUTTONS

24 PUSHBUTTONS



26 PUSHBUTTONS

28 PUSHBUTTONS

30 PUSHBUTTONS



32 PUSHBUTTONS

34 PUSHBUTTONS

36 PUSHBUTTONS

38 PUSHBUTTONS



40 PUSHBUTTONS

42 PUSHBUTTONS

48 PUSHBUTTONS

Bruto is the range of **vandal resistant** outdoor panels for audio and video door-entry systems made of 1 cm thick injected aluminium. This panel of continuous profile and modular composition combines the very best qualities: resistance, security and elegant design, and is recommended for high risk areas, banks, offices, companies, etc., and is suitable for all architectural styles.

Bruto boxes are not interchangeable with any of the Cityline or Citymax boxes, as both the size and the mounting system are different.

It is possible to combine two or more panels, provided they are of the same series, for higher pushbutton capacity. A set of joining bolts must be used between the flush-mount boxes for every two panels installed.

FEATURES

- **BRUTO PANELS** are manufactured using an aluminium injection system to offer maximum resistance, and are painted with polymerised nylon. The mounting system of the modules make them highly robust.
- The vandal resistant **CALL BUTTONS**, made of stainless steel and with anti-block system, can withstand any impact. The panel is attached to the flush-mount box by means of stainless steel, vandal-resistant **SECURITY SCREWS**, which can only be removed with a special key, which is supplied with the panel.
- The **FLUSH-MOUNT BOX** is made of metal and is fitted to the wall by means of self-expanding rawl-plugs, to avoid buckling.
- A **WATERTIGHT TAPE** is fitted between panel and box to protect from weather conditions. The 6mm thick Makrolon nameplates and window for the camera resist the strongest impact and highest temperatures i.e. five. Names or numbers can be easily displayed by inserting the details from the rear of the window.
- The **AMPLIFIER**, manufactured as an **SMD (Surface Mounting Device)** and subject to a process of tropicalisation, is designed to withstand the most adverse weather conditions.
- Voice synthesiser incorporated as standard. A message is emitted when the lock-release is activated: *"The door is opened, please close the door behind you"*.
- The **VIDEO-CAMERA**, equipped with lighting for vision in low light conditions, has a pan&tilt system to adjust the camera angle (+10°). It incorporates a 3,6 mm-wide angle lens.



_M	Indicates 2M, 3M o 4M series (M=modules)
A	The panel has amplifier
C	The panel has amplifier video-camera
S	The panel has a modul without pushbuttons
P202	The panel has 2 double pushbuttons (4 pushbuttons) (columns x files)
COLOUR	It's a colour video-camera
ADS	The amplifier is ADS version

The Bruto panel 3M ACP202 COLOUR ADS (Ref.27317) is a 3-modules Bruto panel with amplifier, video-camera and 4 Pushbuttons.

1. PANEL AND ACCESSORIES

Select the required panel you need depending on the number of apartments in the building and the corresponding series panels. **The panels are supplied with the corresponding flush-mounted box.**

The references include analogue amplifier and B/W video-camera. For another versions, see the next table of combinations.

SPECIAL BRUTO PANELS

Consult date of delivery. In case you can't find the outdoor panel you want, please fill in the Special Bruto Panel Form. If you don't have it, contact with Export Department.

DESCRIPTION	REFERENCE
COLOUR CAMERA	ADD 6
ADS DIGITAL AMPLIFIER	ADD 5
ADS DIGITAL AMPLIFIER AND COLOUR CAMERA	ADD 7
BUS2 AMPLIFIER	Fill in the special form

1-MODULE BRUTO

Panel: 135(W)x130(H)mm | Flush-mounted box: 115(W)x100(H)x45(D)mm

MEMOKEY

MDS KEYPAD

PRIVATE

MDS
PROXIMITY

PANORAMIC
CARD-HOLDER



Ref.4500



Ref.2553



Ref.4520



Ref.2552



Ref.2241

ACCESSORIES SERIE 1-MODULE

2149	MODULE FRAME	135(W)x130(H)x20(D)mm
2131	FLUSH-MOUNTED BOX	115(W)x100(H)x45(D)mm
2778	SURFACE BOX	135(W)x130(H)x42(D)mm
2785	SURFACE BOX WITH HOOD	135(W)x140(H)x42(D)mm
2289	JOINING BOLTS SET	

Necessary between flush-mounted boxes.

2-MODULES BRUTO

Panel: 135(W)x215(H)mm | Flush-mounted box: 115(W)x185(H)x45(D)mm

SINGLE BUTTON



2M AP 101
Ref. 2700*



2M AP 102
Ref. 2701



2M P 103
Ref. 2702



2M P 104
Ref. 2703



2M CP 101
Ref. 2704



2M CP 102
Ref. 2705



2M SP 101
Ref. 2706



2M SP 102
Ref. 2707

*See kits section. 1W KIT BRUTO PANEL 4+N (ref.2246), included in 1W BRUTO AUDIO KIT (ref.2235) and 1W ADS BRUTO KIT PANEL (ref.2247).

DOUBLE BUTTON




2M AP 201
Ref. 2708



2M AP 202
Ref. 2709



2M P 203
Ref. 2710



2M P 204
Ref. 2711



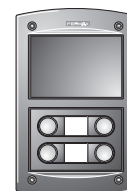
2M CP 201
Ref. 2712



2M CP 202
Ref. 2713



2M SP 201
Ref. 2714



2M SP 202
Ref. 2715

ACCESSORIES SERIE 2-MODULE

22101	MODULE FRAME	135(W)x215(H)x20(D)mm
2215	FLUSH-MOUNTED BOX	115(W)x185(H)x45(D)mm
2300	SURFACE BOX	135(W)x215(H)x42(D)mm
2780	SURFACE BOX WITH HOOD	135(W)x225(H)x42(D)mm
2289	JOINING BOLTS SET	

Necessary between flush-mounted boxes.

3-MODULE BRUTO

Panel: 135(W)x300(H)mm

Flush-mounted box: 115(W)x270(H)x45(D)mm

SINGLE BUTTON



3M AP 103
Ref. 2716



3M AP 104
Ref. 2717



3M P 105
Ref. 2718



3M P 106
Ref. 2719



3M ACP 101
Ref. 2720*



3M ACP 102
Ref. 2721



3M CP 103
Ref. 2722



3M CP 104
Ref. 2723



3M SP 103
Ref. 2724



3M SP 104
Ref. 2725



3M AP 101
Ref. 2767



3M APL 101
REF. 2774

*See VIDEO KITS Section.
B/W ADS 1/W VIDEO KIT BRUTO PANEL (ref.2248),
included in 1/W ADS BRUTO VIDEO KIT (ref.2239).


DOUBLE BUTTON




3M AP 203
Ref. 2726



3M AP 204
Ref. 2727



3M P 205
Ref. 2728



3M P 206
Ref. 2729



3M ACP 201
Ref. 2730



3M ACP 202
Ref. 2731



3M CP 203
Ref. 2732




3M CP 204
Ref. 2733



3M SP 203
Ref. 2734



3M SP 204
Ref. 2735



DIRECTORIO 3M
Ref. 2654

DIGITAL PANELS



DIGITAL

ACCESSORIES SERIE 3-MODULE

22111	MODULE FRAME	135(W)x300(H)x40(D)mm
2216	FLUSH-MOUNTED BOX	115(W)x270(H)x45(D)mm
2301	SURFACE BOX	135(W)x300(H)x42(D)mm
2781	SURFACE BOX WITH HOOD	135(W)x310(H)x42(D)mm
2289	JOINING BOLTS SET	

Necessary between flush-mounted boxes.



Ref. 2301



Ref. 2781

4-MODULES BRUTO

Panel: 135(W)x385(H)mm

Flush-mounted box: 115(W)x335(H)x45(D)mm

SINGLE BUTTON



4M AP 105
Ref. 2736



4M AP 106
Ref. 2737



4M P 107
Ref. 2738



4M P 108
Ref. 2739




4M ACP 103
Ref. 2740



4M ACP 104
Ref. 2741



4M CP 105
Ref. 2742



4M CP 106
Ref. 2743



4M SP 105
Ref. 2744



4M SP 106
Ref. 2745



4M ACPM 101
Ref. 2766



4M ACPL 101
Ref. 2775



DIRECTORIO 4M
Ref. 2655

DIGITAL
PANELS




DIGITAL


DOUBLE BUTTON




4M AP 205
Ref. 2746



4M AP 206
Ref. 2747



4M P 207
Ref. 2748



4M P 208
Ref. 2749




4M ACP 203
Ref. 2750



4M ACP 204
Ref. 2751




4M CP 205
Ref. 2752



4M CP 206
Ref. 2753



4M SP 205
Ref. 2754



4M SP 206
Ref. 2755

ACCESSORIES SERIE 4-MODULE

22121	MODULE FRAME	135(W)x385(H)x20(D)mm
2217	FLUSH-MOUNTED BOX	115(W)x335(H)x45(D)mm
2302	SURFACE BOX	135(W)x385(H)x42(D)mm
2782	SURFACE BOX WITH HOOD	135(W)x395(H)x42(D)mm
2289	JOINING BOLTS SET	

Necessary between flush-mounted boxes.



Ref. 2302



Ref. 2782

5-MODULES BRUTO

Panel: 135(W)x470(H)mm

Flush-mounted box: 115(W)x440(H)x45(D)mm


SINGLE BUTTON



DOUBLE BUTTON



DIGITAL PANELS



ACCESSORIES SERIE 5-MODULE

2150	MODULE FRAME	135(W)x470(H)x20(D)mm
2132	FLUSH-MOUNTED BOX	115(W)x440(H)x45(D)mm
2779	SURFACE BOX	135(W)x470(H)x42(D)mm
2786	SURFACE BOX WITH HOOD	135(W)x480(H)x42(D)mm
2289	JOINING BOLTS SET	

Necessary between flush-mounted boxes.



Ref. 2779



Ref. 2786

2. MODULE FRAMES

2149	MODULE FRAME (1 MODUL)
22101	MODULE FRAME (2 MODULS)
22111	MODULE FRAME (3 MODULS)
22121	MODULE FRAME (4 MODULS)
2150	MODULE FRAME (5 MODULS)



3. COMMON MODULES

Select the communication and security elements required by the installation.

22201	BRUTO AMPLIFIER MODULE
2221	BRUTO AMPLIFIER MODULE (VOX2)
22251	BRUTO CAMERA MODULE
22301	BRUTO COLOUR CAMERA MODULE
22261	BRUTO 101 PUSHBUTTON MODULE
22271	BRUTO 102 PUSHBUTTON MODULE
22641	BRUTO 201 PUSHBUTTON MODULE
22291	BRUTO 202 PUSHBUTTON MODULE



Ref.22201



Ref.22251/22301



Ref.22261



REF.22271



Ref.22641



Ref.22291

4. SPECIAL MODULES

2524	BRUTO MEMOKEY MODULE
------	----------------------

Memokey for releasing the door lock by entering a secret code previously programmed. Allows 100 codes: one for each user, for connecting to an alarm, a light and secondary access, etc. 2 relays can be operated.

2288	BRUTO PROXIMITY READER MODULE
------	-------------------------------

Reader for releasing the door by presenting a proximity card. Only the authorised cards will release the lock. More information in Control Access System pages.

22341	BRUTO BLANK MODULE
-------	--------------------

22411	BRUTO CARD-HOLDER MODULE
-------	--------------------------



Ref.2524



Ref.2288



Ref.22341



Ref.22411

For ADS Digital audio and video door entry systems:

22211	ADS BRUTO AMPLIFIER MODULE
-------	----------------------------

2227	ADS BRUTO AMPLIFIER MODULE (VOX2)
------	-----------------------------------

22331	ADS BRUTO DIRECT KEYPAD MODULE
-------	--------------------------------

For MDS Digital audio and video door entry systems:

2236	DIGITIZER MODULE
------	------------------

22371	MDS DIGITAL BRUTO KEYPAD MODULE
-------	---------------------------------

22401	MDS DIGITAL BRUTO DISPLAY MODULE
-------	----------------------------------



Marine is the range of vandal-proof audio and video door-entry panels made of 2.2 mm-thick stainless steel.

FEATURES

- **MARINE PANELS** are made of 2.5 mm-thick stainless steel.
- The vandal-proof **CALL BUTTONS**, made of stainless steel and with anti-block system, can withstand any impact.
- The panel is attached to the flush-mounted box by means of vandal-proof **SAFETY SCREWS** made of stainless steel, which can only be removed using the special key supplied.
- The **FLUSH-MOUNTED BOX** is metal and is attached to the wall by means of self-expanding screws and plugs, to avoid warping.
- A cellular rubber **WATERPROOF SEAL** ensures perfect fitting of the panel onto the wall, preventing water from getting in. The card-holders, the video-camera window and the directory of names are all made of 6 mm-thick polycarbonate, resistant to knocks and high temperatures.
- The **SMD (Surface Mounting Device) AMPLIFIER**, which has been subjected to a process of tropicalisation, is designed to withstand the most adverse weather conditions.
- Incorporates voice synthesiser as standard: a message is emitted when the lock-release is activated:
"The door is opened, please close the door behind you".
- The **VIDEO-CAMERA**, equipped with lighting for low-light conditions, has a pan&tilt adjustment system to move the camera +10° in any direction. Incorporates a 3.6mm wide angle lens.



PANEL AND ACCESSORIES

Select the required panel you need depending on the number of apartments in the building and the corresponding series panels. The panels are supplied with the corresponding flush-mounted box.

The references include analogue amplifier and B/W video-camera. For another versions, see the next table of combinations.

SPECIAL MARINE PANELS

Consult date of delivery. In case you can't find the outdoor panel you want, please fill in the Special Marine Panel Form. If you don't have it, contact with Export Department.

PANELS WITH PUSHBUTTONS

The panels are supplied with the corresponding flush-mounted box. Incorporates voice synthesiser as standard: a message is emitted when the lock-release is activated:
 The references include analogue amplifier and B/W video-camera.

AUDIO PANELS	
DESCRIPTION	REFERENCE
ADS DIGITAL AMPLIFIER	ADD 5
BUS2 DIGITAL AMPLIFIER	Fill the special panel form.

VIDEO PANELS	
DESCRIPTION	REFERENCE
COLOUR CAMERA	ADD 6
ADS DIGITAL AMPLIFIER	ADD 5
ADS DIGITAL AMPLIFIER AND COLOUR CAMERA	ADD 7
BUS2 DIGITAL AMPLIFIER	Fill the special panel form

SERIE 1

Panel: 150(W)x180(H)mm

Flush-mounted box: 130(W)x160(H)x55(D)mm

AUDIO DOOR ENTRY SYSTEM



ST1 AP 101
Ref. 4615



ST1 AP 201
Ref. 4616

ACCESSORIES SERIE 1

4641 ST1 MARINE FLUSH MOUNTED BOX
130(W)x160(H)x55(D)mm

4645 ST1 MARINE SURFACE MOUNTED BOX
154(W)x184(H)x73(D)mm

SERIE 2

Panel: 150(W)x250(H)mm

Flush-mounted box: 130(W)x230(H)x55(D)mm

AUDIO DOOR ENTRY SYSTEM



ST2 AP 102
Ref. 4596



ST2 AP 103
Ref. 4617



ST2 AP 104
Ref. 4597



ST2 AP 202
Ref. 4618



ST2 AP 203
Ref. 4619



ST2 AP 204
Ref. 4620

VIDEO DOOR ENTRY SYSTEM



ST2 ACP 101
Ref. 4629



ST2 ACP 201
Ref. 4630

ACCESSORIES SERIE 2

4642 ST2 MARINE FLUSH MOUNTED BOX
130(W)x230(H)x55(D)mm

4646 ST2 MARINE SURFACE MOUNTED BOX
154(W)x254(H)x73(D)mm

SERIE 3

Panel: 150(W)x360(H)mm

Flush-mounted box: 130(W)x340(H)x55(D)mm

AUDIO DOOR ENTRY SYSTEM



ST3 AP 105
Ref. 4598



ST3 AP 106
Ref. 4599



ST3 AP 107
Ref. 4600



ST3 AP 108
Ref. 4601



ST3 AP 205
Ref. 4621



ST3 AP 206
Ref. 4622



ST3 AP 207
Ref. 4623



ST3 AP 208
Ref. 4624

VIDEO DOOR ENTRY SYSTEM



ST3 ACP 102
Ref. 4606



ST3 ACP 103
Ref. 4631



ST3 ACP 104
Ref. 4607



ST3 ACP 105
Ref. 4608



ST3 ACP 202
Ref. 4632



ST3 ACP 203
Ref. 4633



ST3 ACP 204
Ref. 4634



ST3 ACP 205
Ref. 4635

ACCESSORIES SERIE 3

4643 ST3 MARINE FLUSH MOUNTED BOX
130(W)x340(H)x55(D)mm

4647 ST2 MARINE SURFACE MOUNTED BOX
154(W)x364(H)x73(D)mm

SERIE 4


Panel: 150(W)x485(H)mm

Flush-mounted box: 130(W)x465(H)x55(D)mm

AUDIO DOOR ENTRY SYSTEM



ST4 AP 109 Ref. 4602 ST4 AP 110 Ref. 4603 ST4 AP 111 Ref. 4604 ST4 AP 112 Ref. 4605



ST4 AP 209 Ref. 4625 ST4 AP 210 Ref. 4626 ST4 AP 211 Ref. 4627 ST4 AP 212 Ref. 4628

VIDEO DOOR ENTRY SYSTEM



ST4 ACP 106 Ref. 4609 ST4 ACP 107 Ref. 4610 ST4 ACP 108 Ref. 4611 ST4 ACP 109 Ref. 4612 ST4 ACP 110 Ref. 4613



ST4 ACP 206 Ref. 4636 ST4 ACP 207 Ref. 4637 ST4 ACP 208 Ref. 4638 ST4 ACP 209 Ref. 4639 ST4 ACP 210 Ref. 4640

ACCESSORIES SERIE 4

4644 ST4 MARINE FLUSH MOUNTED BOX
130(W)x460(H)x55(D)mm

4648 ST4 MARINE SURFACE MOUNTED BOX
154(W)x489(H)x73(D)mm

DIGITAL PANELS

Incorporates display and keypad. The panels are provided with the corresponding flush-mounted boxes.

Measures Panel: 150(W)x360(H)mm
Flush-mounted box: 130(W)x340(H)x55(D)mm

Includes amplifier and video-camera.

DIGITAL ADS

3123 ADS DIGITAL AUDIO MARINE PANEL

3124 ADS DIGITAL VIDEO MARINE PANEL

31246 ADS DIGITAL COLOUR VIDEO MARINE PANEL

DIGITAL MDS

3118 MDS DIGITAL AUDIO MARINE PANEL

3119 MDS DIGITAL VIDEO MARINE PANEL

31196 MDS DIGITAL COLOUR VIDEO MARINE PANEL



ref.3123/3118



ref.3124/3119

DIGITAL PANELS ACCESSORIES

4643 ST3 MARINE FLUSH-MOUNTED BOX
130(W)x340(H)x55(D)mm.

4647 ST3 MARINE SURFACE-MOUNTED BOX
154(W)x364(H)x73(D)mm.





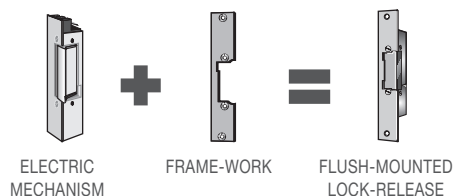
DOOR LOCK RELEASE

THE ENTRY DEVICE

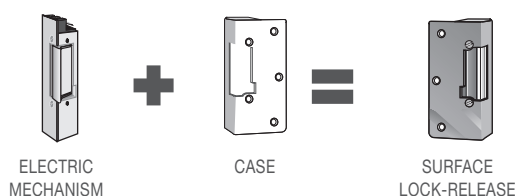
FERMAX

A lock-release is composed of an electrical mechanism and a framework or case, depending on whether it is fitted into the door or mounted on the surface.

FLUSH-MOUNTED LOCK RELEASE



SURFACE LOCK RELEASE

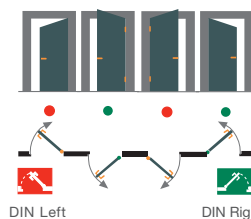
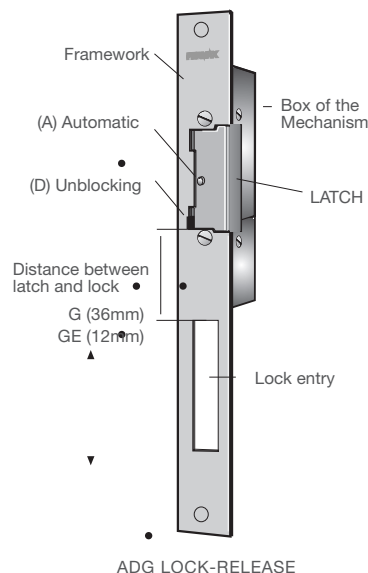


ELECTRICAL MECHANISMS

There are several types of lock-release mechanisms, depending on the type of functioning required:

- **N (normal functioning and activation at 12 Vac):** When the lock-release button is held down, it is unblocked, allowing the door to be opened.
- **ND (normal deblocking and activation at 12 Vac):** The lock-release has an unblocking lever which stops it functioning, allowing free access.
- **A (automatic functioning and activation at 12 Vac):** The lock-release is unblocked simply by pressing the lock-release button once, allowing the door to be opened. The lock-release is automatically blocked when the door is closed again.
- **AD (automatic deblocking action):** Similar to the ND type but with automatic functioning and unblocking lever.
- **N-412 (normal functioning and activation at 12 Vdc).**
- **N-512 (fail safe action and activation at 12 Vdc):** The lock-release is automatically unblocked as soon as the 12 Vdc power supply is cut off, for emergency exit. For emergency exits. The N-500 type lock-release at 24 Vdc is called N-524.
- **MAX Series with adjustable latchbolt:** This version allows a precise adjustment between the latch and the bolt (with a margin of 4mm.).

To order a MAX version lock-release, add an 8 to the chosen reference.



The DIN standard associates to the door the side on which the catch of the lock-release is visible, that is, the side towards which it moves.

SHIELDS (FLUSH-MOUNTING ASSEMBLY)

For lock-releases fitted inside the door frame. Models:

S: Short shield, 160(h) mm.

P: Short shield, 130(h) mm.

G: Long shield with standard distance (35mm) between the latch and the lock.

L: Long shield with short distance (16 mm) between the latch and the lock.

GE: Long shield with very short distance (12mm) between the latch and the lock.

1001 and 1002: Angular shield. For opening to the right (DIN left, 1001)

For opening to the left (DIN Right, 1002).



CASES (SURFACE ASSEMBLY)

For lock-releases to be fitted on the surface of the door frame.

Mod. 2001 Case: A single piece, with visible attachment on frame.

Mod. 2003 Case: 2-piece model, with hidden attachment on frame.

Mod. 2004, 2005, 2007 Case: A single piece, with hidden attachment on frame. There are other models of cases.



FLUSH-MOUNTED ELECTRIC LOCK RELEASE

450 SERIE

Also available in MAX version. Lock-release with 75 mm body, reversible and symmetrical, which facilitates hand change without having to enlarge the hole in which the lock-release is housed. For flush-mounting, we recommend framework P or L.

12 Vac activation.

3071	UNIVERSAL LOCK MOD.450N-S
3069	UNIVERSAL LOCK MOD.450A-S

12 Vdc activation.

3070	UNIVERSAL LOCK MOD.450N-412-S
3057	UNIVERSAL LOCK MOD.450A-412-S
3059	UNIVERSAL LOCK MOD.450ND-412-S
3058	UNIVERSAL LOCK MOD.450AD-412-S



450 Serie Consumption:		
N,A	12Vac	440mA
N-412	12Vdc	390mA

410 SERIE

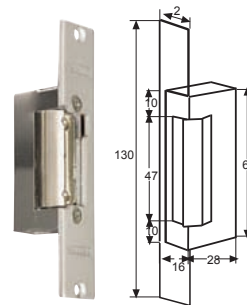
MAX version. Lock-release with special 16.5 mm-wide mechanism and P-type framework, recommended for very thin frames.

12 Vac activation.

3040	ELEC. LOCK RELEASE MOD.410N-P-MAX
3041	ELEC. LOCK RELEASE MOD.410ND-P-MAX
3048	ELEC. LOCK RELEASE MOD.410A-P-MAX
3068	ELEC. LOCK RELEASE MOD.410AD-P-MAX

12 Vdc activation.

2889	ELEC. LOCK RELEASE MOD.410N-412-P-MAX
2890	ELEC. LOCK RELEASE MOD.410A-412-P-MAX



410 Serie Consumption:		
N,A	12Vac	440mA
N-412	12Vdc	390mA

UNIVERSAL SERIE

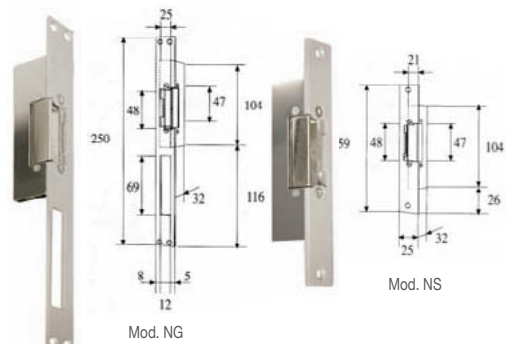
Allows MAX version. Electric lock-release with reversible 101 mm body for right- and left-opening doors. In the MAX version, the body is 90 mm. They can be fitted into wooden or metal frames.

12 Vac activation.

2911	ELECTRIC LOCK RELEASE N-S
2912	ELECTRIC LOCK RELEASE ND-S
2909	ELECTRIC LOCK RELEASE A-S
2910	ELECTRIC LOCK RELEASE AD-S

12 Vdc activation.

2958	ELECTRIC LOCK RELEASE N-412-S
2967	ELECTRIC LOCK RELEASE N-512-S
3038	ELECTRIC LOCK RELEASE A-412-S
3093	ELECTRIC LOCK RELEASE AD-412-S



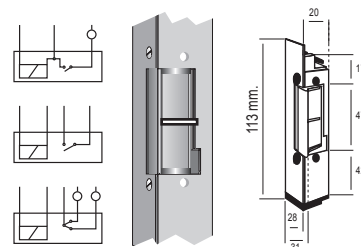
Universal Series.
Mechanism and
framework
included.

Universal Serie Consumption:		
N,A	12Vac	780mA
N-412	12Vdc	150mA
N-512	12Vdc	150mA

3000 SERIE

WITH SIGNALLING (SECURITY). Includes REVERSIBLE Universal Series and flush-mount framework. Equipped with a micro-switch, with gold contacts, with maximum current of 2 A/250 Vac. Permits different applications for security and alarm systems. Specially adapted for opening of one door with automatic blocking of another or viceversa.

2953	ELECTRIC LOCK RELEASE MOD.3000N-S
29580	ELECTRIC LOCK RELEASE MOD.3000N-412-S
29670	ELECTRIC LOCK RELEASE MOD.3000N-512-S



3000 Serie Consumption:		
N	12Vac	780mA
N-412,N-512	12Vdc	150mA

SURFACE LOCK RELEASE

2000 SERIE

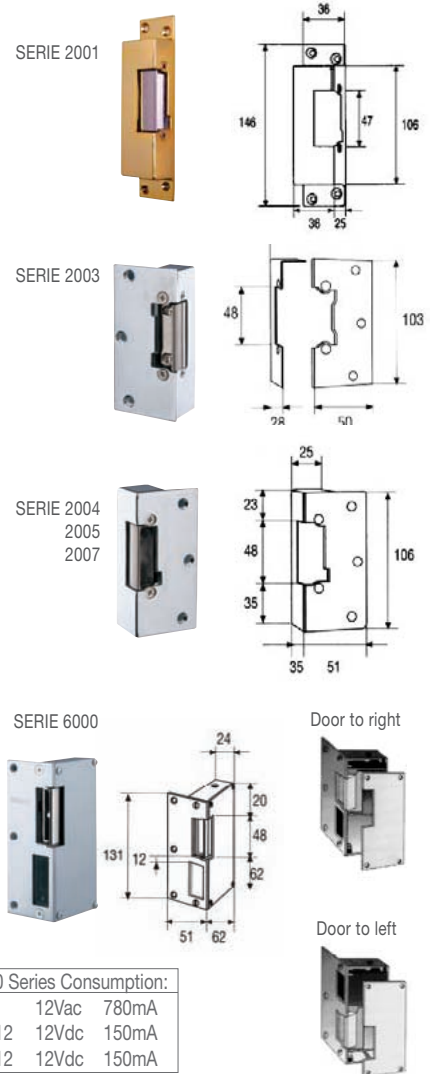
Permits MAX version and inverted functioning. Three models of surface-mounted lock-releases, which include REVERSIBLE Universal Series mechanism and case (surface). Activation at 12 Vac. Right-hand and left-hand opening.

- 2923 LOCK RELEASE N-2001 CHROME
- 2917 LOCK RELEASE A-2001 CHROME
- 2940 LOCK RELEASE N-2003 ANODIZED AL.
- 2942 LOCK RELEASE A-2003 ANODIZED AL.
- 2944 LOCK RELEASE N-2004 MARRO METAL
- 2948 LOCK RELEASE N-2005 CHROME
- 2952 LOCK RELEASE N-2007 GREY METAL

6000 SERIE

SURFACE WITH BOLT ENTRY. Surface-mounted lock-release with hidden attachment, REVERSIBLE, for doors with bolt locks, to the right or left. Activation at 12 Vac. **Does not permit inverted functioning or MAX version.**

- 3004 LOCK RELEASE MOD.6000N GREY
- 3005 LOCK RELEASE MOD.6000A GREY
- 3006 LOCK RELEASE MOD.6000AD GREY
- 3072 LOCK RELEASE MOD.6000N-412
- 3073 LOCK RELEASE MOD.6000N-512



SPECIAL LOCK RELEASE

930 SERIE

ELECTROLOCK. Electric lock for more security. Delivered with an assembly kit. Automatic functioning.

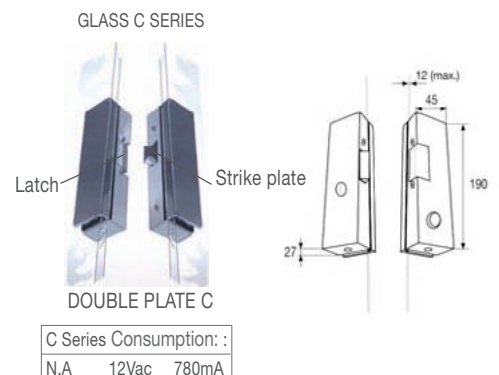
- 3007 LOCK 931 DOUBLE KEY
- 2991 LOCK 932 WITH KEY-PUSHBUTTON
- 3042 LOCK 933 WITH KEY-PUSHBUTTON w/o function



GLASS C SERIES

DOUBLE PLATE. Surface-mounted lock-release specially designed for installation on double-plate glass doors of up to 12 mm. Does not permit inverted functioning or MAX version.

- 2996 GLASS DOOR LOCK MOD.CN CHROME
- 2997 GLASS DOOR LOCK MOD.CND CHROME
- 2961 GLASS DOOR LOCK MOD.CA CHROME
- 2998 GLASS DOOR LOCK MOD.CAD CHROME



GLASS CII SERIES

UNE PLATE. Articulated flush-mount lock-release for one-plate glass doors of up to 12 mm. Does not permit MAX version.

3095	GLASS DOOR LOCK MOD.CIIN INOX
3096	GLASS DOOR LOCK MOD.CIIN-412
3098	GLASS DOOR LOCK MOD.CIIN-512

8000/P SERIES

WITH CHAIN (8000) and ANTI-PANIC (P). 8000 Series with chain for opening of doors with surface locks with knob. P Series anti-panic, designed for doors with anti-panic bars. Surface-mounted and reversible.

2984	ELECTRIC LOCK RELEASE MOD.8000N WITH CHAIN
3064	ELECTRIC LOCK RELEASE PN
3065	ELECTRIC LOCK RELEASE PN-412
3066	ELECTRIC LOCK RELEASE PN-512

ELECTROMAGNETIC

Inverted functioning. 12/24 Vdc. For fire safety installations.

3050	FLUSH-MOUNTED 300KG
3051	SURFACE 500KG Requires a 3077 bracket
3052	SURFACE 300KG Requires a 3078 bracket

For two way doors.

If there is no space in the door frame to fit the lock-release or you don't want to make holes in it, it can be mounted on the wall with the brackets.

3077	BRACKET FOR ref.3051
3078	BRACKET FOR ref.3052
3079	DOUBLE Z BRAKET

ACCESSORIES

FOR FLUSH AND SURFACE LOCK RELEASES


2973	SHIELD TYPE S GREY
2975	SHIELD TYPE G GREY
2985	SHIELD TYPE GE GREY
2974	SHIELD TYPE P GREY
3088	SHIELD TYPE L GREY
2979	CASE MOD.F-2001 CHROME
2981	COVERS/CASE MOD.2003 GREY

COMMON TO ALL LOCK RELEASES

2913	DOUBLE CONTACT
2922	TRIPLE CONTACT
4800	POWER SUPPLY DIN-4 12Vac/1,5A
4813	POWER SUPPLY DIN-6 12Vdc/2A

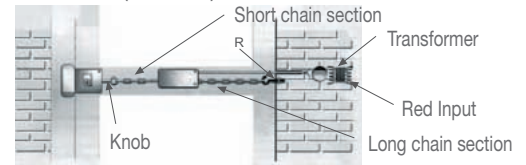
For others door lock releases, *consult at tec@fermax.com*

CII SERIES

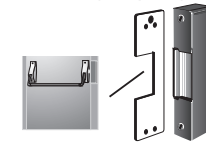


CII Series Consumption:		
N,	12Vac	780mA
N-412	12Vdc	150mA
N-512	12Vdc	150mA

8000 SERIES (With chain)



P SERIES (Anti-panic)



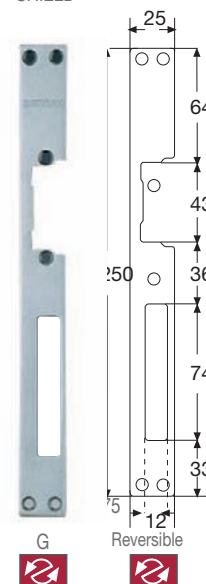
8000 Series Consumption:		
N	12Vac	780mA

P Series Consumption:		
N	12Vac	780mA
N-412	12Vdc	150mA
N-512	12Vdc	150mA

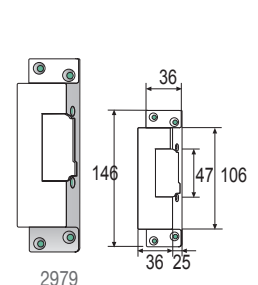



Electromagnetic Series Consumption:	
12Vdc	500mA
24Vdc	250mA

SHIELD



CASE







MONITORS AND TELEPHONES

TERMINALS FOR THE HOME

FERMAX



iLOFT
by **FERMAX**

NEW iLOFT VIDEO DOOR ENTRY SYSTEM



iLOFT is a hands free colour video monitor. Compact and extra slim.


New materials and finishing details have been used in its manufacture, giving it a sensitive and delicate character.

Its essential design features a transparent polycarbonate sheet coating a neutral surface, a single audio output, chrome plated buttons for activation of the video monitor basic functions and a 4" TFT screen displaying top quality and clarity. Flush-mounted installation.

iLOFT monitor

FUNCTIONING

iLOFT is a colour video monitor incorporating a 4" TFT screen and working in hands-free mode.

Upon receiving the call from the street panel, the image appears automatically on the monitor. To communicate with the street panel the button , is pushed, allowing double way conversation (street-home and home-street) in order to speak to the visitor.






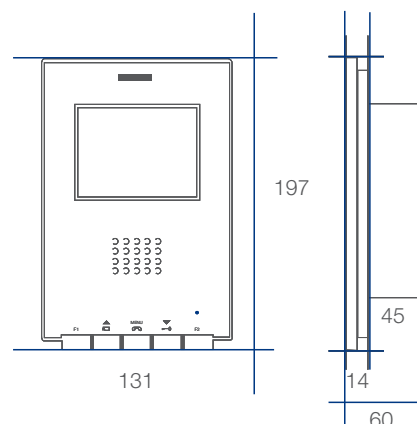
MEASURES/INSTALLATION

- Monitor: 131(W)x197(H)x60(D)mm.
14mm protrusion from the wall once fitted.
- FERMAX flush-mounted box (recommended):
108(W)x158(H)x45(D)mm
- Standar box (maximum measures):
114(W)x174(H)x50(D)mm

MAXIMUM PERFORMANCE

A single model includes:

- **4" TFT Screen.** Upon receiving a call, the image appears automatically.
- Button to activate/desactivate the communication with the street panel ()
- Door opener button. Push button to open access door and to call the guard. ()
- Autostar of main camera ()
- Door bell, for direct connection to house call pushbutton.
- Button to activate **additional functions (F1-F2)**: stair light switching, 2nd door opening, panic call, etc.
- **Digital menu ▲ MENU ▼** : For adjustment/regulation of internal parameters.
 - Call volume control: high and medium.
 - Ringtone selection:
4 options. Disconnected (do not disturb).
 - Brightness/Contrast according to 4 pre-defined backgrounds.
 - Colour level according to 4 levels.
- **Status Led.** Communicating (blue). Standby (red).



Measures in mm.

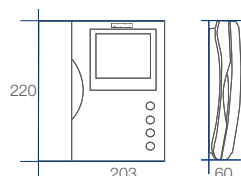


LOFT monitor

The LOFT monitor for indoors is made of high-impact ABS plastic, with a texturised finish for easy cleaning and ultraviolet protection for greater resistance to light. They have many attachment points for wall mounting, as well as coiled cord with telephone plug connectors.

FUNCTIONING

When a call is received, the image appears automatically on screen. When you pick up the handset, you can talk to the visitor. Push the corresponding button to open the door. The image disappears automatically after a few seconds, or when you hang up the handset.



MEASURES/INSTALLATION

Monitor: 203(W)x220(H)x60(D)mm
Surface mounted.

MAXIMUM PERFORMANCE

A single model includes:

- Available in B/W (4") and COLOUR (4" and 3,5").
- Call to guard and door open button (☒).
- Autostar of main camera (📷).
- Button to activate **additional functions (F1-F2)**: stair light switching, 2nd door opening, panic call, etc. Door bell, for direct connection to house call pushbutton. *Depending on technology.*
- Two selectable call tones.
- Call volume control: high, medium, disconnected.
- Brightness, contrast and colour control.



ACCESSORIES




Desktop support (opcional accesorie).



LOFT COMPACT monitor

LOFT COMPACT monitor is the compact model from the LOFT line. Also manufactured in highly resistant ABS plastic, wall mounted installation.

FUNCTIONING (COLOUR MODEL)

When a call is received, the image appears automatically on screen. Press  to activate communication and you can have a conversation with the outdoor panel in full-duplex mode. Press  to open the door. The picture disappears automatically after a few seconds or when the conversation channel is closed by pressing .






B/W LOFT COMPACT monitor

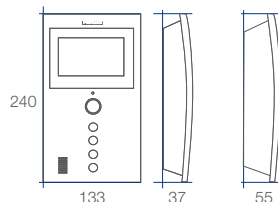


COLOUR LOFT COMPACT monitor

MAXIMUM PERFORMANCE (COLOUR MODEL)

A single model includes:

- Available in B/W (4") and COLOUR (3,5").
- full-duplex communication .
- Call to guard and door open button .
- Autostar of main camera .
- Button to activate additional functions (F1-F2): stair light switching, 2nd door opening, panic call, etc.
- Door bell, for direct connection to house call pushbutton.
- Two selectable call tones.
- 3 scene selection brightness-contrast-colour.



MEASURES/INSTALLATION

Colour Loft Compact monitor: 133(W)x240(H)x37(D)mm
Surface mounted.

B/W LOFT COMPACT monitor



Surface installation
Measures: 133(W)x240(H)x55(D)mm.

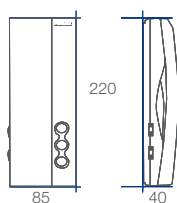


Flush-mounted installation
with decorative frame



LOFT telephone

The LOFT telephone for indoors is made of high-impact ABS plastic, with a texturised finish for easy cleaning and ultraviolet protection for greater resistance to light. They have many attachment points for wall mounting, as well as coiled cord with telephone plug connectors.



MEASURES/INSTALLATION

Telephone: 85(W)x220(H)x40(D)mm



MAXIMUM PERFORMANCE

The **EXTRA** version includes the following features:

- Call to guard and door open button (☐-0).
- Button to activate **additional functions (F1-F2)**: stair light switching, 2nd door opening, panic call, etc.
- Two selectable call tones.
- Call volume control: high, medium, disconnected.



ACCESSORIES

Decorative frame, also useful in replacement applications or changing from older equipment.
Measures : 200 (W)x240(H)mm.



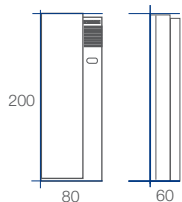
MONITORS/
TELEPHONES

CITYMAX telephone

CITYMAX indoor telephones represent the classic and versatile FERMAX model.

The range is very wide: from the most basic model to most complete, represented by the DETECTA-6 version. They are manufactured in ABS plastic and have "mirrored polish" type finish for easy cleaning. They have several grips for wall mounted installation.

In addition, the UNIVERSAL model is also available, which lets you replace models of other brands (4+N installation).



MEASURES

Telephone: 80(W)x200(H)x60(D)mm.



BASIC/
UNIVERSAL



EXTRA



PALACE



DETECTA-6

120(W) x 240(H)mm

200(W) x 240(H)mm



ACCESSORIES

It has two decorative frames (of different dimensions) which act as an aesthetic complement and are useful in replacement applications or changing over from older equipment.

FERMAX







SYSTEMS

TECHNOLOGIES

FERMAX

VIDEO ENTRY SYSTEM 2 COMMON WIRES (WITHOUT POLARITY)

FEATURES

- The **DIGITAL BUS 2** video entry system is a simplified installation system with minimum wiring and powerful features. The frequency modulation (FM) based transmission system guarantees maximum audio and video signal quality in B/W and COLOUR at all points of the installation. The system provides maximum protection against outside interference.
- It requires **2 wires (without polarity)** throughout the installation.
- The system enables management by block or building: **up to 199 homes* and 2 entry accesses**.
- The maximum system distance is 250 ms. We recommend CAT2 twisted pair cable for maximum distances and homes capacity. (See *System Technical Information*).
- The **BUS-2 AMPLIFIER** comes complete with built-in voice synthesizer. When the electric lock is activated, a message is reproduced: *“The door is open, please close the door behind you”*.
- The **TV CAMERA** included in the BUS-2 panels comes in COLOUR as standard.
- **BUS-2 MONITORS AND TELEPHONES** must be programmed with the house number where they are installed, using a process identical to the FERMAX ADS system.
- **Communication is private**.
- Maximum capacity in combination with other systems: in larger projects and urbanizations we can combine BUS-2 facilities in individual buildings with an MDS installation in control of the general entrances, allowing facilities of approximately 2000 panels, 630.000 monitors, guard units and access and automation control functions, according to MDS features. **MDS/BUS-2 DECODERS are required**.

* Following the cable/section recommendations specified, while incorporating the signal regenerators necessary depending on the installation.



Basic components

1. OUTDOOR PANEL

There are three panel options: **WITH BUTTONS**, **WITH KEYPAD** or **WITH ELECTRONIC DISPLAY**.

PUSHBUTTON PANELS

- The panel is supplied with a COLOUR camera (at the same price as the B/W camera).
- Select the outdoor panel, Cityline model with the desired combination of buttons for the number of homes in the building, in line with the options indicated below.
- Select the corresponding flush box or panel accessory as required. The first number of the description indicates the “Cityline Series Number”. See *Cityline panels section*.
- Call extension modules ref. 2441 are required as of 8 homes. They are installed in the flush-fit box.

2441 16 CALL EXTENSION MODULE



7 ACP 204
Ref. 7577

Cityline panels designation: The Cityline Panel 7ACP 204 Ref.7577 is a CITYLINE series 7 panel with amplifier, TV camera and 8 pushbuttons (2 columns x 4 rows).

7	The Cityline Series Number is indicated (defines the height).
AC	Indicates that the panel has an amplifier and telecamera
P	Indicates that the panel has pushbuttons
204	Distribution 2 columns x 4 rows (6 buttons)



Ref. 2441



6 ACP 101 Ref. 7566 6 ACP 102 Ref. 7567 7 ACP 103 Ref. 7575 6 ACP 202 Ref. 7569 7 ACP 203 Ref. 7576 7 ACP 204 Ref. 7577 5 AC Ref. 7560 5 P 109 Ref. 8630 8 ACP 205 Ref. 7587 8 ACP 206 Ref. 7588

1 PUSHBUTTON 2 PUSHB. 3 PUSHB. 4 PUSHB. 6 PUSHB. 8 PUSHBUTTONS 9 PUSBUTTONS 10 PUSHBUTTONS 12 PUSHB.



9 ACP 207 Ref. 7594 7 ACP 103 Ref. 7575 7 P 112 Ref. 8709 9 ACP 208 Ref. 7595 5 AC Ref. 7560 5 P 209 Ref. 8628 6 AC Ref. 756 6 P 210 Ref. 8667 8 ACP 106 Ref. 7585 8 P 115 Ref. 8750

14 PUSHBUTTONS 15 PUSHBUTTONS 16 PUSHBUTTONS 18 PUSHBUTTONS 20 PUSHBUTTONS 21 PUSHBUTTONS



6 AC Ref. 7565 6 P 211 Ref. 8668 6 ACP 201 Ref. 7568 6 P 211 Ref. 8668 6 ACP 202 Ref. 7569 6 P 211 Ref. 8668 7 ACP 204 Ref. 7577 7 P 210 Ref. 8706 7 ACP 204 Ref. 7577 7 P 211 Ref. 8711 7 ACP 204 Ref. 7577 7 P 212 Ref. 8707

22 PUSHBUTTONS 24 PUSHBUTTONS 26 PUSHBUTTONS 28 PUSHBUTTONS 30 PUSHBUTTONS 32 PUSHBUTTONS



7 ACP 204 Ref. 7577 7 P 213 Ref. 8708 8 ACP 204 Ref. 7586 8 P 214 Ref. 8747 8 ACP 204 Ref. 7586 8 P 215 Ref. 8748 8 ACP 205 Ref. 7587 8 P 215 Ref. 8748 8 ACP 206 Ref. 7588 8 P 215 Ref. 8748 9 ACP 208 Ref. 7595 9 P 217 Ref. 8076

34 PUSHBUTTONS 36 PUSHBUTTONS 38 PUSHBUTTONS 40 PUSHBUTTONS 42 PUSHBUTTONS 50 PUSHBUTTONS

FLUSH-MOUNTED BOXES

8856 FLUSH-MOUNTED BOX S6

8857 FLUSH-MOUNTED BOX S7

8858 FLUSH-MOUNTED BOX S8

8982 FLUSH-MOUNTED BOX S9

8829 JOINING BOLTS SET

Necessary between flush-mounted boxes.

DIRECT/DIGITAL PANELS (WITH KEYPAD)*

- The panel has a numeric keypad to call the apartments: **PRESS DOOR NUMBER + BELL**. The keypad incorporates access control function. When a code is entered, the lock release is activated:
- The LCD display version, called ADS DIGITAL, allows up to 350 different codes. The directory makes it possible to search the list of residents on the display.

7550 BUS-2 DIRECT VIDEO CITY PANEL

8735 DIRECTORY PANEL S7

8857 FLUSH-MOUNTED BOX S7

8957 SURFACE BOX S7

8257 SINGLE DECORATIVE FRAME

7551 BUS 2 DIGITAL VIDEO CITY PANEL

8858 FLUSH-MOUNTED BOX S8

8958 SURFACE BOX S8

8258 SINGLE DECORATIVE FRAME S8

2. POWER SUPPLY AND ACCESSORIES

4840 POWER SUPPLY 24VDC/2A

DIN6 format. Requires a BUS-2 power adapter module (ref.3243). One is needed for every 24 monitors.

3243 POWER SUPPLY ADAPTER MODULE BUS2

DIN4 format.

4820 BUS2 24DC/2A POWER SUPPLY

DIN10 format. Equivalent to ref.4840 and ref.3243.

3246 BUS2 PANEL SWITCHER

Necessary for installations with 2 accesses.

3248 BUS2 2 TRUNK SHUNT

Necessary for facilities with several branches or trunk lines.

3249 BUS2 REGENERATOR

Necessary to regenerate the BUS-2 signal to extend distances and monitor capacity in the installation (up to 199 apartments). The system admits up to 64 apartments with no need to include a regenerator. Following the wiring recommendations specified.



ref. 7550

ref. 8735



ref. 7551



Ref. 4840

3247 BUS-2 RELAY

Direct installation in BUS-2 lets you activate an additional function from the F1 or F2 telephone buttons and BUS-2 monitors, with no need for additional wiring. The relay can also be activated by the call or electric lock activation. Timer relay.

COMBINATION WITH OTHER SYSTEMS

In residential complexes, it is necessary to combine a BUS-2 system in the interior blocks or buildings with an MDS system in general entrances. A decoder is required for each interior block

3245 BUS-2 / MDS DECODER**3. DOOR LOCK RELEASE**

Select the electric locks needed to complete the installation.

3070 UNIVERSAL ELECTRIC LOCK MOD.450N-412-S

Normal operation and continuous current power supply (12Vdc).

3057 UNIVERSAL ELECTRIC LOCK MOD.450A-412-S

Automatic operation and continuous current power supply (12Vdc).

AC door release/electric lock may be used, adding an additional 12Vac power supply (ref.4800) to the installation.

3071 UNIV. ELECTRIC LOCK MOD.450N-S

Normal running and short shield. AC lock. Requires 12Vac/1.5A power supply (ref.4800).

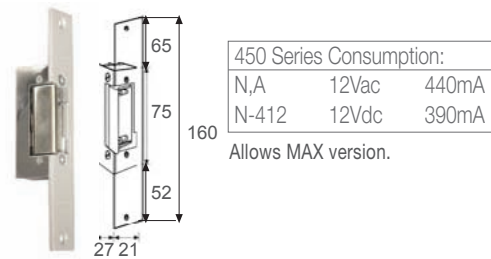
4. MONITORS AND TELEPHONES

LOFT BUS-2 monitors include as standard:

- * Electric lock and guard unit call pushbutton
 - Panel camera auto-on switch (main and backup)
 - Additional F1 and F2 functions for: switching on lights, opening 2nd door, etc. BUS-2 RELAY is required in the installation.
 - Doorbell, for direct pushbutton connection to the home entrance.
 - 2 call tones. Call volume control (maximum, medium and disconnected)
- The system enables in-house extension with a 2nd monitor or 2 additional telephones with no extra power supply.

3220 BUS2 LOFT B/W MONITOR**3235 BUS2 LOFT COLOUR MONITOR****3223 BUS2 LOFT COMPACT COLOUR 3,5" MONITOR****3221 BUS2 LOFT CONNECTOR****3224 BUS2 LOFT COMPACT CONNECTOR****3308 BUS2 LOFT DESKTOP CONNECTOR****3397 BUS2 EXTRA LOFT TELEPHONE****3380 DECORATIVE FRAME 200(W)x240(H)****5. DISTRIBUTORS**

The BUS-2 system has distributors which become necessary at all bifurcations of the signal, both in video and audio installations. The distributors also act as insulators, preventing damaged equipment leaving the rest of the building without service. They provide LED signalling to easily locate incidents in the installation when they occur. 5.

3240 2-WAYS BUS2 DISTRIBUTOR**3241 4-WAYS BUS2 DISTRIBUTOR**

ref. 3240

AUDIO 3 COMMON WIRES

VIDEO 3 COMMON WIRES + COAX

FEATURES

- The ADS digital video and audio door-entry system is simple to install, as it does not use call wires for each apartment.
- ADS amplifier lock control is implemented with a voltage free contact. Both AC and DC locks can be operated.
- Makes it possible to manage buildings with up to 199 apartments, 2 entry accesses and guard unit. Maximum distance in the installation: 200 metres.
- The ADS amplifier includes Voice Synthesizer as standard. A message is reproduced when the lock-release is activated: *"The door is opened, please close the door behind you"*.
- The ADS telephones and monitors function by means of a microprocessor and must be programmed with the number of corresponding home.
- Communication is private. During communication no other tenant can hear the conversation.

Basic components

1. OUTDOOR PANEL

There are two types of panels: **WITH PUSHBUTTONS** or **BY KEYPAD**

PANEL WITH PUSHBUTTONS

Select the style of panel and the combination of buttons according to the number of apartments. ADS amplifier required.

To order a Cityline, Bruto or Marine panel with ADS amplifier, add a 5 to the reference of the panel with the amplifier.

CITYLINE (continuous profile).

See Video kits 4-24W.

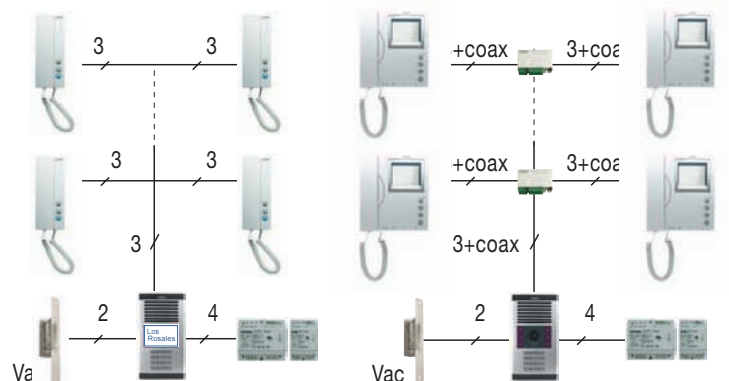
CITYMAX (modular composition).

BRUTO (vandal resistant)

MARINE (stainless steel)

*For Cityline, Bruto and Marine Panels, it is necessary to add the necessary call extension modules depending on the number of buttons. They are installed in the flush-mounted box.

2441 16 CALLS EXTENSION MODULE



* Technical information and diagrams at www.fermax.com

* When a Vdc lock release is installed, 2-wires to the power supply are required. It will be only required a Vdc power supply (ref.4830) for the system.

There are 4 aesthetics of ADS PANELS WITH PUSHBUTTONS:

CITYLINE



Continuous profile

CITYMAX



Modular composition

BRUTO



Vandal resistant


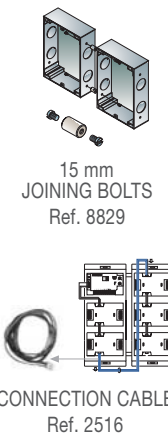
MARINE



Stainless steel



CITYMAX (modular composition). To order a CITYMAX panel:

<p>1. Select the frame and the flush-mounted box.</p>  <table border="1"> <tr> <td>SERIE 3 MODULES Ref. 8580</td> <td>SERIE 5 MODULES Ref. 8103</td> <td>SERIE 7 MODULES Ref. 8615</td> <td>SERIE 8 MODULES Ref. 8616</td> </tr> <tr> <td>+ BOX Ref. 8853</td> <td>+ BOX Ref. 8855</td> <td>+ BOX Ref. 8857</td> <td>+ BOX Ref. 8858</td> </tr> </table>	SERIE 3 MODULES Ref. 8580	SERIE 5 MODULES Ref. 8103	SERIE 7 MODULES Ref. 8615	SERIE 8 MODULES Ref. 8616	+ BOX Ref. 8853	+ BOX Ref. 8855	+ BOX Ref. 8857	+ BOX Ref. 8858	<p>2. If there are two panels, select the joining bolts and inter-panel connection cable.</p>  <p>15 mm JOINING BOLTS Ref. 8829</p> <p>CONNECTION CABLE Ref. 2516</p>	<p>3. Select the necessary modules.</p> <table border="1"> <tr><td></td><td>2514</td><td>ADS AMPLIFIER MODULE</td></tr> <tr><td></td><td>2508</td><td>ADS 101 PUSHB. MOD. (1PUS)</td></tr> <tr><td></td><td>2509</td><td>ADS 102 PUSHB. MOD.(2PUS)</td></tr> <tr><td></td><td>2510</td><td>ADS 103 PUSHB. MOD. (3PUS)</td></tr> <tr><td></td><td>2511</td><td>ADS 201 PUSHB. MOD. (2PUS)</td></tr> <tr><td></td><td>2512</td><td>ADS 202 PUSHB. MOD. (4PUS)</td></tr> <tr><td></td><td>2513</td><td>ADS 203 PUSHB. MOD. (6PUS)</td></tr> <tr><td></td><td>8028</td><td>B/W CAMERA MODULE</td></tr> <tr><td></td><td>2490</td><td>COLOUR CAMERA MODULE</td></tr> <tr><td></td><td>8820</td><td>PANOR. CARD-HOLDER MOD.</td></tr> <tr><td></td><td>2501</td><td>BLANK MODULE</td></tr> <tr><td></td><td>2520</td><td>MEMOKEY 100C MODULE</td></tr> <tr><td></td><td>2263</td><td>PRIVATE PROXIMITY MODULE</td></tr> <tr><td></td><td>4476</td><td>BLUETOOTH READER MODULE</td></tr> </table>		2514	ADS AMPLIFIER MODULE		2508	ADS 101 PUSHB. MOD. (1PUS)		2509	ADS 102 PUSHB. MOD.(2PUS)		2510	ADS 103 PUSHB. MOD. (3PUS)		2511	ADS 201 PUSHB. MOD. (2PUS)		2512	ADS 202 PUSHB. MOD. (4PUS)		2513	ADS 203 PUSHB. MOD. (6PUS)		8028	B/W CAMERA MODULE		2490	COLOUR CAMERA MODULE		8820	PANOR. CARD-HOLDER MOD.		2501	BLANK MODULE		2520	MEMOKEY 100C MODULE		2263	PRIVATE PROXIMITY MODULE		4476	BLUETOOTH READER MODULE
SERIE 3 MODULES Ref. 8580	SERIE 5 MODULES Ref. 8103	SERIE 7 MODULES Ref. 8615	SERIE 8 MODULES Ref. 8616																																																	
+ BOX Ref. 8853	+ BOX Ref. 8855	+ BOX Ref. 8857	+ BOX Ref. 8858																																																	
	2514	ADS AMPLIFIER MODULE																																																		
	2508	ADS 101 PUSHB. MOD. (1PUS)																																																		
	2509	ADS 102 PUSHB. MOD.(2PUS)																																																		
	2510	ADS 103 PUSHB. MOD. (3PUS)																																																		
	2511	ADS 201 PUSHB. MOD. (2PUS)																																																		
	2512	ADS 202 PUSHB. MOD. (4PUS)																																																		
	2513	ADS 203 PUSHB. MOD. (6PUS)																																																		
	8028	B/W CAMERA MODULE																																																		
	2490	COLOUR CAMERA MODULE																																																		
	8820	PANOR. CARD-HOLDER MOD.																																																		
	2501	BLANK MODULE																																																		
	2520	MEMOKEY 100C MODULE																																																		
	2263	PRIVATE PROXIMITY MODULE																																																		
	4476	BLUETOOTH READER MODULE																																																		

For surface boxes, decorative frames and angular accessories, *see accessories at Citymax panel section.*

DIRECT/DIGITAL PANELS (WITH KEYPAD)*

- The panel has a numeric keypad to call the apartments: **PRESS DOOR NUMBER + BELL**. The keypad incorporates access control function. When a code is entered, the lock release is activated:
- The LCD display version, called ADS DIGITAL, allows up to 350 different codes. The directory makes it possible to search the list of residents on the display.

There're 4 aesthetics of ADS PANELS WITH KEYPAD:



CITYLINE

The panel does not include the flush-mounted box.

2457	ADS DIRECT 1-WINDOW PANEL
2404	ADS DIGITAL PANEL
8613	DIRECTORY PANEL S5
8855	FLUSH-MOUNTED BOX S5
8955	SURFACE BOX S5
8255	SINGLE DECORATIVE FRAME S5
8829	JOINING BOLTS SET
2437	ADS DIRECT 2-WINDOW PANEL
2416	ADS DIGITAL 1 WINDOW PANEL
8735	DIRECTORY PANEL S7
8857	FLUSH-MOUNTED BOX S7
8957	SURFACE BOX S7
8257	SINGLE DECORATIVE FRAME S7
8829	JOINING BOLTS SET



*See 199 kits.

Moduls for the window of the panels:

8820	PANORAMIC CARD-HOLDER
2501	BLANK MODULE
8028	B/W CAMERA MODULE
2490	COLOUR CAMERA MODULE
2263	PRIVATE PROXIMITY MODULE
23361	ISO PROXIMITY CARD

BRUTO (Vandal resistant)

Supplied complete with flush-mounted box.

2764	ADS DIRECT AUDIO PANEL (2M)
2656	ADS DIRECT AUDIO PANEL WITH CARD-H
2768	ADS DIGITAL AUDIO PANEL (3M)
2765	B/W ADS DIRECT VIDEO PANEL (3M)
27657	COLOUR ADS DIRECT VIDEO PANEL (3M)
2773	B/W ADS DIGITAL VIDEO PANEL (4M)
27737	COLOUR ADS DIGITAL VIDEO PANEL (4M)
2654	3-WINDOW DIRECTORY PANEL
2655	4-WINDOW DIRECTORY PANEL
2289	BRUTO JOINING BOLTS SET

MARINE (Stainless Steel)

Supplied complete with flush-mounted box.

3123	ADS DIGITAL AUDIO PANEL
3124	B/W ADS DIGITAL VIDEO PANEL
31246	COLOUR ADS DIGITAL VIDEO PANEL

HALO (Interactive digital video panel)

Includes colour video camera, thermometer and clock. Double access control system: by proximity reader and keypad. The flush-mounted box is not included. Non compatible with proximity keyrings (ref.4450 and ref.44501).

5701	ADS HALO PANEL
8857	FLUSH-MOUNTED BOX S7
5720	SURFACE BOX S7
23361	ISO PROXIMITY CARD

2. POWER SUPPLY/SWITCHER/DECODER

Power supplies include a set of covers to protect the terminals if they are not DIN rail installed.

4830	POWER SUPPLY 18VDC/3,5A
------	-------------------------

For power to the audio and video system. One power supply is required for every 40 apartments in the case of video systems, or every 80 apartments in the case of audio systems DIN 6 format.

4800	POWER SUPPLY 12VAC/1,5A
------	-------------------------

For power the electric lock (Vac)

4812	POWER SUPPLY 18VDC/1A
------	-----------------------

Necessary for additional monitors in homes. One power supply is required for every 2 additional monitors in the apartment. DIN6 format.

1021	EMERGENCY BATTERY ADAPTADOR
------	-----------------------------

For power supply ref.4830.

2450	ADS VIDEO SWITCHER
------	--------------------

Only necessary for installations with two ADS video outdoor panels (3+coaxial), without guard unit.



Ref. 8028



Ref. 2490



Ref. 2263



Ref. 2501



Ref. 8820



Ref. 2656



Ref. 2768



Ref. 2765



Ref. 2773



Ref. 3123



Ref. 3124



Ref. 5701



Ref. 4830



Ref. 4812

COMBINATION WITH OTHERS SYSTEMS

2409 ADS/MDS DECODER

Necessary for condominiums in which you want to combine an ADS system in apartment blocks inside the condominiums with an MDS system at general entrances. One decoder is required for each apartment block. If it's a video installation, one distributor (ref.2448) and/or a switcher is required . *See the table.*

	B.I. Audio	B.I. Video
E.G. Audio	2409 ADS Decoder	2409 ADS Decoder
E.G. Video	2409 ADS Decoder 2448 Video Distributor	2409 ADS Decoder 2448 Video Distributor 2450 Switcher

3. DOOR LOCK RELEASE

A/C electric lock (Vac). A power supply ref.4800 (12Vac/1,5A) is required.

3071 LOCK RELEASE MOD.450N-S

Normal operation and short shield. 12Vac.

3069 LOCK RELEASE MOD.450A-S

Automatic operation and short shield. 12Vac.

D/C electric lock (Vdc).

3070 LOCK RELEASE MOD.450N-412-S

Normal operation and short shield. 12Vdc.

3057 LOCK RELEASE MOD.450A-412-S

Automatic operation and short shield. 12Vdc.



NOTE: ADS digital amplifiers version 5.x and higher have a relay output for AC powered electric locks.

4. GUARD UNIT

2536 ADS CITYMAX GUARD UNIT

The guard unit has 3 operating modes: Day: receives calls from any access and from the apartments; Auto: calls from the panel are received at the guard unit at the apartments; Night: remains disconnected.

2492 GUARD UNIT CONNECTION MODULE

DIN 10 Format. Necessary in installations with outdoor panel.

GUARD UNIT ACCESSORIES

1081 B/W CCTV MONITOR

1063 COLOUR CCTV MONITOR

1064 WALL INSTALLATION SUPPORT

8233 DESKTOP SUPPORT



Ref.2536

5. TELEPHONES AND MONITORS

Select the aesthetic of home terminal. All models include lock-release button as standard and are suitable for guard unit. The ADS telephones and monitors must be programmed with the number of the home in which they are installed.

LOFT

3390 ADS LOFT TELEPHONE

3391 ADS EXTRA LOFT TELEPHONE

3380 DECORATIVE FRAME 200(W)x240(H)mm

CITYMAX

2451 ADS CITYMAX TELEPHONE

24510 20-TELEPHONE REF.2451 PACK

2389 ADS DESKTOP CITYMAX TELEPHONE

2452 ADS EXTRA CITYMAX TELEPHONE

2127 DECORATIVE FRAME 120(W)x240(H)mm

2130 DECORATIVE FRAME 200(W)x240(H)mm



BASIC

EXTRA

Telephone with decorative frame ref.3380

BASIC

EXTRA

CITYMAX models

Telephone with decorative frame ref.2127

Telephone with decorative frame ref.2130

There're 4 monitors aesthetics available for an ADS installation.

iLOFT (Deluxe. Colour. Flush-mounted)

- 5610 ADS iLOFT COLOUR MONITOR
- 5630 ILOFT MONIT. FLUSH-MOUNTED BOX



Ref. 5610

See features of each model in "Monitors' section".

LOFT (Star. B/W and Color. Surface)

- 3311 B/W ADS LOFT MONITOR
- 3313 COLOUR ADS LOFT 4" MONITOR
- 3305 COLOUR ADS LOFT 3,5" MONITOR
- 3314 ADS LOFT CONNECTOR
- 3325 ADS LOFT DESKTOP CONNECTOR



Ref. 3311



LOFT monitor with desktop support

LOFT COMPACT (Standard. B/W and Colour. Surface)

- 3740 ADS B/W LOFT COMPACT MONITOR
- 3753 ADS COLOUR LOFT COMPACT 3,5" MONITOR
- 3742 ADS COMPACT LOFT CONNECTOR

Flush-mounted option for B/W monitor.

- 3746 FLUSH-MOUNTED BOX FOR REF. 3740
- 3747 FLUSH-MOUNTED CONNECTOR FOR REF.3740
- 3744 DECORATIVE FRAME



Ref. 3740
B/W



Ref. 3753
COLOUR



B/W FLUSH-MOUNTED
(optional)

CITYMAX (Classic. B/W and Colour. Surface)

- 1097 ADS B/W 128-MEMORY MONITOR

The Citymax Memory 128 model monitor incorporates an image-recording system. The device automatically records two images of all visitors, with the date and time they were taken, which can be later recovered. Storage capacity: 128 b/w images.

- 2454 ADS CONNECTOR
- 2407 ADS DESKTOP CONNECTOR



Ref. 1097

VIDEO DISTRIBUTORS

It is recommended to carry out all video signal distribution by means of distributors.








- 2448 2-WAYS VIDEO DISTRIBUTORS
- 2449 4-WAYS VIDEO DISTRIBUTORS



Ref. 2448

NOTE: For advanced home features, see *THE DETECTA-6 system*.

6. ACCESSORIES

APPLICATION	USE	NECESSARY EQUIPMENT
 TO OPEN A SECOND DOOR	To open a door other than the one by the panel from the telephone or monitor (for example, a rear door or a second security door).	<ul style="list-style-type: none"> Relay Ref. 2013. Additional button on the telephone or monitor. Power supply Ref. 4800. Door lock release mod.450A-S (Ref.3069).
 SWITCHING ON THE STAIR LIGHT	To activate the stair light timer from the telephone or monitor.	<ul style="list-style-type: none"> Additional button on the telephone or monitor. Relay Ref. 2013.
 ACTIVATING AN ADDITIONAL BELL OR LIGHT WHEN A CALL IS RECEIVED	For places with excessive ambient noise or for people with hearing difficulties.	<ul style="list-style-type: none"> Activator Ref. 2438
 ACTIVATING A BELL, LIGHT OR DOOR FOR A CONSIDERABLE LENGTH OF TIME	To activate a device automatically when a call is received or manually by means of an additional button but for a pre-established time.	<ul style="list-style-type: none"> Ref. 29001. Timer. Additional button on the telephone or monitor if the activation is manual.
 HEARING THE CALL FROM ANOTHER PLACE THAN THAT WHICH	When it is necessary to send the call sound to different parts of the home or business premises.	<ul style="list-style-type: none"> Call lengthener Ref. 2040 for electronic call.
 VIEW FROM A SECOND CAMERA	To view a different place from that seen from the video camera on the street panel (rear of the house, etc.).	<ul style="list-style-type: none"> ADS selector-changer Ref.2450 and camera kit for ADS system. Possible to expand to up to 8 cameras with the selector Ref. 2472. 2 additional buttons on the monitor.
 ANSWERING CALL FROM CONVENTIONAL TELEPHONE	To receive the call from the door-entry system and open the door from the home telephone and divert the call to a external landline or mobile phone.	<ul style="list-style-type: none"> telephone interface ref. 1088 power supply ref. 4800.
OTHER OPTIONS		
 TO RELEASE 2 ELECTRIC LOCKS AT THE SAME TIME	When a security door is installed in front of the main door and you want to open both at the same time.	<ul style="list-style-type: none"> Relay Ref. 2013 Power supply Ref. 4800 Automatic lock release Ref. 3069.
 DOOR RELEASE BY MEANS OF AN EXIT BUTTON	To open the door from a different place to where the telephone is. To open a door or security door that does not have a handle from inside the hallway.	<ul style="list-style-type: none"> Does not require any special equipment. For ADS systems, connect the button between terminals B and E of the amplifier of the panel.

ACCESSORIES FOR ADS PANELS

Panels with amplifier have a built-in voice synthesizer as standard. When the door release is activated, the amplifier emits a message: *"The door is open, please close the door behind you"*, configurable in 4 languages (Spanish, English, French and German). If you wish to change to another language, you must acquire the corresponding language based module separately. Installation is done by releasing the back cover of the amplifier and inserting the new module in the connector provided. These modules are compatible with 5.X amplifiers or higher.

12101 VOX-1 MODULE

Languages: Spanish, French, English and German.

12105 VOX-5 MODULE

Languages: Dutch, French, Polish and Flemish.

12106 VOX-6 MODULE

Languages: Arab, Hindi, English, and French.

12107 VOX-7 MODULE

Languages: Finnish, Swedish, Russian, and Rumanian.

CITYMAX TELEPHONE OPTIONS AND ACCESSORIES

2497 ADS DIGITAL VOLUME-LED KIT

Installed in 2 additional buttons of the telephone (EXTRA model), it makes it possible to regulate the volume of the call ring.

Citymax telephone options: To request a telephone with an option (only EXTRA model), add the number corresponding to the option at the end of the reference.



OPTION 1: Panic button
OPTION 2: Volumen control with Led

extra


CALL ACCESSORIES

2040 ELECTRONIC CALL EXTENSION BELL

Equipment that receives the electronic door system call tone.

2438 ADS LIGHT OR BUZZER ACTIVATOR

Lets you activate high powered devices or indicators when a call is received: bells, sirens, light bulbs, etc.



ADDITIONAL FUNCTIONS

2013 RELAY FOR ADDITIONAL FUNCTIONS

Makes it possible to remotely activate electrical devices using an additional button on the telephone: to switch on the stair light, to open the garage, to open a second door, etc.



Ref.2013

29001 TIMMER

Makes it possible to activate a device for a given time (programmable from 0 to 6 minutes or 0 to 60 seconds). The activation can be automatic when a call is received or by means of a specific button on the telephone or monitor.



Ref.29001

INTERFACE

1088 ADS DIGITAL PLUS TELEPHONE INTERFACE

Installed in the home and connected to the telephone, it makes it possible to communicate with the audio outdoor panel and open the door from any conventional fixed or wireless telephone. It is also possible to divert the call from the door-entry system to a programmed external landline or mobile phone, to talk to visitors and open the door remotely. Useful in homes, businesses, stores and for caretakers in blocks of flats.

Compatible with analogue ISRD/ADSL lines by means of adaptors or filters. Requieres power supply ref.4800.



Ref.1088

NOTICE: The correct operation of the telephone interface will depend on the telephone line in its installation.

1304 ADS/IP INTERFACE

It lets you connect the video door entry system to any PC. Enables reception of calls from ADS panels on a PC via local network or Internet, with all the functions of a video door entry system, which is extendable to up to 10 computers. It has all video door entry functions: audio/video communication with outdoor panel and guard unit, door release, auto-star, activation of panel cameras and an auxiliary camera for home surveillance via PC, call image recording, visitor list viewing. Web server configuration. DIN10 format.



Ref.1304

VIDEO ACCESSORIES

4110 VIDEO AMPLIFIER

To regenerate the video signal of the coaxial in installations with cable distances of more than 250 metres.

It is possible to expand video door-entry installations with a 2nd overhead camera and select and view it from the home monitor itself (expandable up to 8 cameras). This application is useful to monitor the access door into the building from an elevated position. It can also be used for surveillance of the back of individual homes, the landing, etc. In order to be able to select the camera to view, a device called a SELECTOR is necessary.

2450 ADS SWITCHER MODULE

Necessary in ADS video door entry system to add a second camera.

2472 8-CAMERA SELECTOR

Allows to control up to 8 additional cameras from the monitor, in addition to the one on the street panel. Consult model of monitor.

4614 IMAGE SELECTOR

Allows to add an additional camera by means of an additional pushbutton in the monitor.

There are two models of exterior camera:



CONTROL CAMERA

1072 B/W CONTROL CAMERA KIT

1073 COLOUR CONTROL CAMERA KIT

The kit includes: camera, wall mount, 12 V DC/18 V DC adaptor module and 18m of cable with plug connectors. Designed especially for video door-entry and video surveillance services combined with doorman. Its special body forming a 90° angle and its reversible wall mount mean it can be attached to any roof or wall section, corner, at a 45° angle, etc. With swivel mount option. Resistant to water and humidity. We recommend it be protected from direct rain. It requires illumination of the area. This has Pan & Tilt to move the camera 10° in all 4 directions and adjust the area under surveillance.

1074 SWIVEL SUPPORT



Ref.1072/1073



Ref.1072+Ref.1074

CABLES

All cables are supplied in 100 metre rolls. Orders must be multiplied of 100.

5919 VIDEO BUS CABLE 1mtr

3 wires of 1mm²+1 coaxial of 75 Ohms.

AUDIO 4 COMMON WIRES + N (1 CALL WIRE PER HOME)

VIDEO 7 COMMON WIRES +1 VIDEO COAXIAL+ N (1 CALL WIRE PER HOME)

FEATURES

- The analogue system uses common wires to the entire installation plus 1 call (or call return) wire per home.
- Recommended in small/medium-sized buildings (up to approx. 50 apartments), with several accesses and guard unit. For residential areas with general entrance and internal apartment blocks.

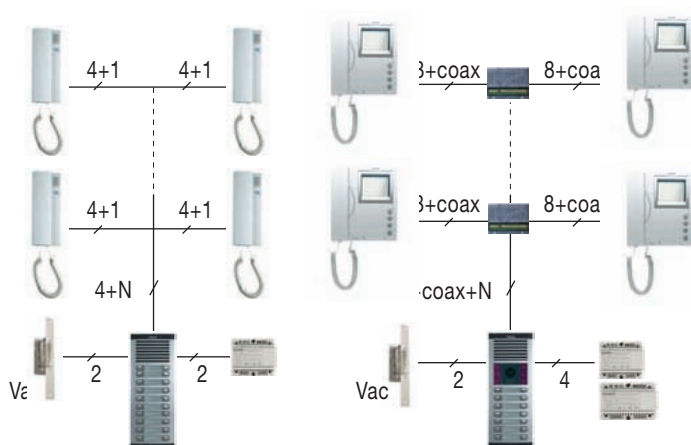
Basic components

1. OUTDOOR PANEL

Select the style of panel and the combination of buttons according to the number of apartments. Conventional amplifier required.

There are four different styles of analogue panels: CITYMAX (modular composition), CITYLINE (continuous profile), BRUTO (vandal resistant) and MARINE (stainless steel).

To order a CITYLINE (continuous profile), BRUTO (vandal resistant) and MARINE (stainless steel) see the corresponding panels and KITS.



More information about diagrams at www.fermax.com



Citymax

Cityline

Bruto

Marine

CITYMAX

To order a CITYMAX panel:

<p>1. Select the frame and flush-mounted box.</p> <table border="0"> <tr> <td>SERIE 2 MOD. Ref. 8580</td> <td>SERIE 3 MOD. Ref. 8103</td> <td>SERIE 4 MOD. Ref. 8615</td> <td>SERIE 5 MOD. Ref. 8616</td> </tr> <tr> <td>+ BOX Ref. 8853</td> <td>+ BOX Ref. 8855</td> <td>+ BOX Ref. 8857</td> <td>+ BOX Ref. 8858</td> </tr> </table>	SERIE 2 MOD. Ref. 8580	SERIE 3 MOD. Ref. 8103	SERIE 4 MOD. Ref. 8615	SERIE 5 MOD. Ref. 8616	+ BOX Ref. 8853	+ BOX Ref. 8855	+ BOX Ref. 8857	+ BOX Ref. 8858	<p>2. If there are two panels, select the joining bolts and inter-panel connection cable.</p> <p>15 mm JOINING BOLTS Ref. 8829</p> <p>CONNECTION CABLE Ref. 2515</p>	<p>3. Select necessary modules.</p> <table border="0"> <tr> <td></td> <td>2500</td> <td>4+N AMPLIFIER MODULE</td> </tr> <tr> <td></td> <td>2502</td> <td>4+N 101 PUSHBUTTON MOD (1PUS)</td> </tr> <tr> <td></td> <td>2503</td> <td>4+N 102 PUSHBUTTON MOD (2PUS)</td> </tr> <tr> <td></td> <td>2504</td> <td>4+N 103 PUSHBUTTON MOD (3PUS)</td> </tr> <tr> <td></td> <td>2505</td> <td>4+N 201 PUSHBUTTON MOD (2PUS)</td> </tr> <tr> <td></td> <td>2506</td> <td>4+N 202 PUSHBUTTON MOD (4PUS)</td> </tr> <tr> <td></td> <td>2507</td> <td>4+N 203 PUSHBUTTON MOD (6PUS)</td> </tr> <tr> <td></td> <td>8028</td> <td>B/W CAMERA MODULE</td> </tr> <tr> <td></td> <td>2490</td> <td>COLOUR CAMERA MODULE</td> </tr> <tr> <td></td> <td>8820</td> <td>PANORAMIC CARD-HOLDER MODULE</td> </tr> <tr> <td></td> <td>2501</td> <td>BLANK MODULE</td> </tr> <tr> <td></td> <td>2520</td> <td>MEMOKEY 100C MODULE</td> </tr> <tr> <td></td> <td>2263</td> <td>PRIVATE PROXIMITY MODULE</td> </tr> <tr> <td></td> <td>4476</td> <td>BLUETOOTH MODULE</td> </tr> </table>		2500	4+N AMPLIFIER MODULE		2502	4+N 101 PUSHBUTTON MOD (1PUS)		2503	4+N 102 PUSHBUTTON MOD (2PUS)		2504	4+N 103 PUSHBUTTON MOD (3PUS)		2505	4+N 201 PUSHBUTTON MOD (2PUS)		2506	4+N 202 PUSHBUTTON MOD (4PUS)		2507	4+N 203 PUSHBUTTON MOD (6PUS)		8028	B/W CAMERA MODULE		2490	COLOUR CAMERA MODULE		8820	PANORAMIC CARD-HOLDER MODULE		2501	BLANK MODULE		2520	MEMOKEY 100C MODULE		2263	PRIVATE PROXIMITY MODULE		4476	BLUETOOTH MODULE
SERIE 2 MOD. Ref. 8580	SERIE 3 MOD. Ref. 8103	SERIE 4 MOD. Ref. 8615	SERIE 5 MOD. Ref. 8616																																																	
+ BOX Ref. 8853	+ BOX Ref. 8855	+ BOX Ref. 8857	+ BOX Ref. 8858																																																	
	2500	4+N AMPLIFIER MODULE																																																		
	2502	4+N 101 PUSHBUTTON MOD (1PUS)																																																		
	2503	4+N 102 PUSHBUTTON MOD (2PUS)																																																		
	2504	4+N 103 PUSHBUTTON MOD (3PUS)																																																		
	2505	4+N 201 PUSHBUTTON MOD (2PUS)																																																		
	2506	4+N 202 PUSHBUTTON MOD (4PUS)																																																		
	2507	4+N 203 PUSHBUTTON MOD (6PUS)																																																		
	8028	B/W CAMERA MODULE																																																		
	2490	COLOUR CAMERA MODULE																																																		
	8820	PANORAMIC CARD-HOLDER MODULE																																																		
	2501	BLANK MODULE																																																		
	2520	MEMOKEY 100C MODULE																																																		
	2263	PRIVATE PROXIMITY MODULE																																																		
	4476	BLUETOOTH MODULE																																																		

For surface boxes, decorative frames and angular accessories, see accessories at [Citymax panel section](#).

2. POWER SUPPLY / SWITCHER

GENERAL POWER SUPPLIES

These use the mains voltage to feed the different components of the system. They include a set of covers to protect the terminals if they are not installed in a DIN rail.

4800 AUDIO POWER SUPPLY 12VAC/1,5A

Supplies the audio system. One unit required for each outdoor panel. DIN 4 format.

4830 VIDEO POWER SUPPLY 18VDC/3,5A

Supplies the video system for video entry installations. One unit required for every 40 apartments. DIN 6 format.

4812 VIDEO POWER SUPPLY 18VDC/1,5A

Necessary for monitor extensions in homes. 1 power supply ref.4812 is required for every 2 additional monitors. DIN 6 format.

8795 POWER SUPPLY 12VDC/12VAC

For FERMAX panels series 24 and 50. Din 10 format.



Ref. 4800



Ref. 4830



Ref. 4812

FOR EMERGENCY OPERATION

8791 EMERGENCY AUDIO POWER SUPPLY

Supplies the audio system when the electricity supply fails. Normal output 12 V AC/1.5 A Emergency output 12 V DC/1.5 A Includes a rapid charge Ni-Cd battery that guarantees the functioning of the audio system and over 400 lock-release services. One unit is required for each outdoor panel. DIN 10 format.

1021 EMERGENCY BATTERY ADAPTOR

For power supply Ref.4830.

SWITCHERS

8809 VOLTAGE DISTRIBUTOR

Used with power supply Ref. 4800 or Ref. 8791 for power to additional elements in the installation, if there are any. Power is 12 Vac. Outputs 12 Vac/1.5 A and 9Vdc/0.3A. DIN 6 Format. Automatic switchers are necessary in installations with more than one access. One is required for each additional access. DIN 10 format. Power supply 12Vdc. Can be installed in blocks with up to 7 accesses.

88231 POWER SUPPLY/VOLTAGE DISTRIBUTOR

Additional power supply when the installation contains any of the following elements: automatic switchers, guard unit, secret telephone, do not disturb telephone, with volume control/LED, etc. In these cases, it replaces power supply Ref. 8787. Outputs 12 V AC/1 A and 12 V DC/0.5 A. DIN 6 format.

8811 AUDIO AUTOMATIC SWITCHER

1 for each audio door-entry access. 1 single switcher in case of 2 accesses (up to 7 accesses).

8812 VIDEO AUTOMATIC SWITCHER

1 for each video door-entry access. 1 single switcher in case of 2 accesses (up to 7 accesses).

8819 1/W AUDIO AUTOMAT. SWITCHER

2-ACCESS BUILDING

- 1 Power supply/Distributor Ref. 88231
- 1 Audio switcher Ref. 8811 or video switcher 8812.

MORE THAN 2 ACCESSES

- 1 Power supply/Distributor Ref. 88231 for the main access.
- 1 Audio Power Supply Ref. 8787 for each one of the other accesses.
- 1 Audio switcher Ref. 8811 or video switcher Ref. 8812 for each access.

In case of Video door-entry systems, in both cases it will be necessary to add 1 video power supply, Ref. 4830 for every 40 apartments.



Ref. 8811

3. DOOR LOCK RELEASE

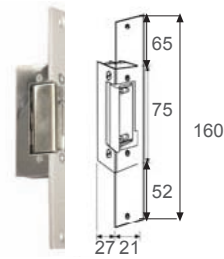
Select the door lock release to complete the installation.

3071 DOOR LOCK RELEASE MOD.450N-S

Normal functioning and small shield. 12Vac.

3069 DOOR LOCK RELEASE MOD.450A-S

Automatic functioning and small shield. 12Vac.



Series 450 consumption:		
N,A	12Vac	440mA

Allows MAX version.

4. GUARD UNIT

In installations with guard unit, a power supply Ref. 88231 is required. The GUARD UNIT is composed of: one guard unit telephone, button modules and accessory monitor (optional).

GUARD UNIT TELEPHONES

8699 GUARD UNIT TELEPHONE

Basic operation: **Day mode:** the outdoor panel is disconnected. Guard-dwelling communication. **Night mode:** the guard unit is disconnected. Normal functioning of door-entry system. Compatible with BASIC buttons. Includes surface box.

84601 CITYCOM III GUARD UNIT TELEPHONE

Advanced operation. The guard unit receives the calls from the outdoor panel and can transfer them to the apartments. Communication can also be established between 2 apartments. Day mode/night mode selector. Includes surface box. Compatible with BASIC buttons AND WITH CALL-INDICATION LIGHT.

8461 CITYCOM III SWITCHER

Necessary for installations with a maximum of 2 accesses and Citycom III Central Guard Unit.



PUSHBUTTONS MODULES

- BASIC PUSHBUTTONS
- PUSHBUTTONS WITH CALL-INDICATION LIGHT

The pushbutton incorporates a LED which is lit up when a call is received from that apartment and remains on until manually deactivated by the guard unit operator. Citymax Extra model telephone and monitor is required, compatible with Loft and Sailing model terminals. The installation requires an additional signalling wire per apartment and an extra common wire.

ACCESSORY MONITOR FOR GUARD UNIT

In video installations, a monitor can be added alongside the guard unit.

1081 B/W CCTV MONITOR

1063 COLOUR CCTV MONITOR

1064 CCTV MONITOR CONNECTOR

8233 DESKTOP SUPPORT WITH CONNECTOR

2448 2-WAYS DISTRIBUTOR

BASICS CALL INDICATION LIGHT

	8 homes	9 homes	10 homes	11 homes
BASICS	Ref. 8454	Ref. 8442	Ref. 8455	Ref. 8456
C.I.L.	Ref. 8444	Ref. 8447	Ref. 8449	Ref. 8451
	16 homes	18 homes	20 homes	22 homes
BASICS	Ref. 8457	Ref. 8446	Ref. 8458	Ref. 8459
C.I.L.	Ref. 8445	Ref. 8448	Ref. 8450	Ref. 8452

All modules are supplied with surface box.
Sizes of SERIES 6 box and panel: 130(W)x294(H)x33(D)mm.

5. TELEPHONES

Select handset or monitor. For other options and accessories, see corresponding section. All models include electric lock-release pushbutton and call to guard unit by default.

LOFT

3393 LOFT TELEPHONE

3394 LOFT EXTRA TELEPHONE

3380 DECORATIVE COVER

Measures: 200(W)x(H)mm

BASIC

EXTRA

Telephone with decorative cover (ref.3380)



CITYMAX

8044 BASIC CITYMAX TELEPHONE

80440 X20 TELEPHONE PACK

Includes 20 telephones Ref.8044.

8039 UNIVERSAL CITYMAX TELEPHONE

To replace the majority of standard telephones of other brands (see equivalences table included with the equipment), both buzzer and electronic call ring, including the FERMAX models ref.2044 and Ref. 20440. 4 common wires + call wire system.

80390 X20 TELEPHONE PACK

Includes 20 Universal Citymax telephones (ref.8039).

8099 DESKTOP CITYMAX TELEPHONE

8045 CITYMAX EXTRA TELEPHONE

8043 BASIC SECRET 4+N TELEPHONE

Requires privacy module 4+N ref.80421 (32E) which is installed in the outdoor panel casing.

8036 BASIC SECRET 5+N TELEPHONE

An additional common wire is required for the installation. 12Vdc.

2127 DECORATIVE COVER

120(W)x240(H)mm

2130 LARGE DECORATIVE COVER

200(W)x240(H)mm. To replace Fonoporta installations.

BASIC

EXTRA



Citymax telephone options: To request a telephone with an option (only EXTRA model), add the number corresponding to the option at the end of the reference.



OPTION 1: Panic button
OPTION 2: Volumen control with Led

telephone with decorative cover (ref. 2127)

telephone with large decorative cover (ref. 2130)



Ref. 5302



SAILING (Metallic finished)

5302 SAILING TELEPHONE

5317 UNIVERSAL SAILING TELEPHONE

CITYMAX INTERCOM

Palace System (No secret) PALACE terminals allow internal communication (full intercommunication) within the office, company or home, among 12 points or extensions. A multi-line power supply/switcher ref.8944 is required (182.00e) to distinguish indoor and outdoor conversation, and call multiplier ref.2340 and power supply ref.4812 to increase the call volume when there are more than 5 telephones in the same house

- 8058 PALACE EXTRA TELEPHONE
- 8059 PALACE COMPLET TELEPHONE

Palace Bus3 System (Secret) Allow internal communication (full intercommunication) within the office, company or home, among 12 points or extensions. The installation inside the home is reduced to just one 3-wire BUS. One power supply ref.4812 is required per home and a multi-line switcher ref.9017 to distinguish indoor and outdoor conversation. Maximum 100mtrs.

- 8084 PALACE BUS 3 TELEPHONE

6. MONITORS

There are four available monitors for analogue installations: iLOFT, LOFT, LOFT COMPACT and CITYMAX.

iLOFT (Deluxe. Colour. Flush-mounted)

- 5611 COLOUR iLOFT MONITOR
- 5630 iLOFT MONIT. FLUSH-MOUNTED BOX

LOFT (Star. B/W and COLOUR. Surface)

- 3310 B/W LOFT MONITOR
- 3312 COLOUR LOFT 4" MONITOR
- 3307 COLOUR LOFT 3,5" MONITOR
- 3315 LOFT CONNECTOR
- 3324 LOFT DESKTOP CONNECTOR

LOFT COMPACT (Standard. Colour. Surface)

- 3737 COLOUR LOFT COMPACT 3,5" MONITOR
- 3738 LOFT COMPACT CONNECTOR

CITYMAX (Classic. B/W and COLOUR. Surface)

- 2533 B/W MEMORY-128 MONITOR

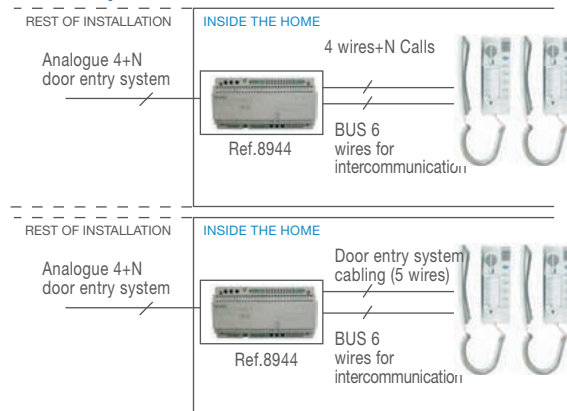
With image storage (128 images in memory. Requires a Basic connector).

- 8232 BASIC DESKTOP CONNECTOR
- 8233 EXTENDED DESKTOP CONNECTOR

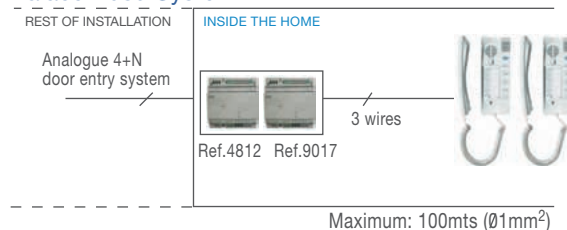
CITYMAX INTERCOM

Palace System (No secret) PALACE equipment sets enable internal communication between terminals in the same home or between houses (max. up to 12 terminals). A multi-line power supply/switcher ref.8944 is required (to distinguish indoor and outdoor conversation), a call multiplier ref.2340 and power supply ref.4812 (to increase the call volume when there are more than 5 telephones in the same house).

Palace System



Palace Bus3 System



See features of each monitor at "Monitors section".



Ref.5611



Ref.3310



LOFT monitor with desktop support



Ref.3737



Ref.2533

8034	B/W EXTRA PALACE MONITOR
2487	COLOUR EXTRA PALACE MONITOR
8060	B/W COMPLET PALACE MONITOR
8033	EXTENDED MONITOR CONNECTOR



Ref.8034

Bus3 Palace System (Secret)

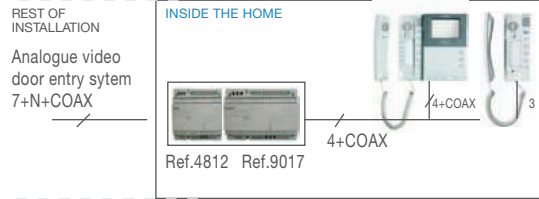
1082	B/W COMPLET BUS3 PALACE MONITOR
------	---------------------------------

Includes connector. Allows private communication only between terminals in the same house. Maximum up to 12 terminals. Installation is reduced to a 4-wire Bus. One power supply ref.4812 is required per home and a multi-line switcher ref.9017 to distinguish indoor and outdoor conversation. Maximum 100 mtrs.

1221	COLOUR COMPLET BUS3 PALACE MONITOR
------	------------------------------------

Includes connector.

Bus3 Palace System



Maximum: 100m. (Ø1mm²)



Ref. 2448

VIDEO DISTRIBUTOR

Video signal has to be distributed by using video distributors.

2448	2-WAYS VIDEO DISTRIBUTOR
2449	4-WAYS VIDEO DISTRIBUTOR

7. 4+N ACCESSORIES


APPLICATION	USE	NECESSARY EQUIPMENT
 TO OPEN A SECOND DOOR	To open a door other than the one by the panel from the telephone or monitor (for example, a rear door or a second security door).	<ul style="list-style-type: none"> Relay ref. 2013. Additional button on the telephone or monitor. Power supply ref. 4800. Door lock release mod.450A-S (ref.3069).
 SWITCHING ON THE STAIR LIGHT	To activate the stair light timer from the telephone or monitor.	<ul style="list-style-type: none"> Additional button on the telephone or monitor. Relay ref. 2013.
 ACTIVATING AN ADDITIONAL BELL OR LIGHT WHEN A CALL IS RECEIVED	For places with excessive ambient noise or for people with hearing difficulties.	<ul style="list-style-type: none"> Activator ref. 8053. Connexion between 3 and 4 monitor/telephone of the house.
 ACTIVATING A BELL, LIGHT OR DOOR FOR A CONSIDERABLE LENGTH OF TIME	To activate a device automatically when a call is received or manually by means of an additional button but for a pre-established time.	<ul style="list-style-type: none"> Ref. 29001. Timer. Additional button on the telephone or monitor if the activation is manual.
 HEARING THE CALL FROM ANOTHER PLACE THAN THAT WHICH	When it is necessary to send the call sound to different parts of the home or business premises.	<ul style="list-style-type: none"> Call extender ref.2040 for conventional electronic call system. Between 3 and 4. Extender ref.2068 for buzzer call. Between 3 and 4.
 VIEW FROM A SECOND CAMERA	To view a different place from that seen from the video camera on the street panel (rear of the house, etc.).	<ul style="list-style-type: none"> Image selector ref.4616 and camera kit for ANALOGUE system.
 ANSWERING CALL FROM CONVENTIONAL TELEPHONE	To receive the call from the door-entry system and open the door from the home telephone and divert the call to a external landline or mobile phone.	<ul style="list-style-type: none"> Telephone interface ref. 4300 Power supply ref. 4800.
OTHER OPTIONS		
 TO RELEASE 2 ELECTRIC LOCKS AT THE SAME TIME	When a security door is installed in front of the main door and you want to open both at the same time.	<ul style="list-style-type: none"> Relay Ref. 2013 Power supply Ref. 4800 Automatic lock release Ref. 3069.
 DOOR RELEASE BY MEANS OF AN EXIT BUTTON	To open the door from a different place to where the telephone is. To open a door or security door that does not have a handle from inside the hallway.	<ul style="list-style-type: none"> No special equipment is required. For conventional system, connect the pushbutton between terminals 1 and 3 of the panel amplifier (or phone amp).

4+N PANEL ACESORIES

8055 VOICE SYNTHESIZER

Module for installation in old 4+N panels. For current panels, see VOX module.

Panels with conventional amplifier do not include voice synthesis as standard. This equipment emits a message when the electric lock door release is activated. *"The door is open. Please close the door"*. If you wish to directly incorporate VOICE SYNTHESIS in the amplifier you must acquire the corresponding VOX module for the language desired. Remove the back cover of the amplifier and insert it directly into the connector provided for this purpose.



Ref. 8055

12101 VOX-1 MODULE

Languages: Spanish, English, French and German.

12105 VOX-5 MODULE

Languages: Dutch, French, Polish and Flemish.

12106 VOX-6 MODULE

Languages: Arab, Hindi, English, and French.

12107 VOX-7 MODULE

Languages: Finnish, Swedish, Russian, and Rumanian.



VOX module

8052 CALL WITNESS

To equip with an acoustic log of call confirmation.

2065 GENERAL CALL AMPLIFIER

Installed in the interior of the outdoor panel, increase the volume of the call ring in the terminals of the installation. Used in large blocks of flats and to replace old buzzer-type or louder phones.



Ref. 8052

7900 COMPATIBLE SINGLE-CHANEL RECEIVER

Module for installation in FERMAX audio street panels which makes it possible to activate the lock-release by means of a remote control. Frequency: 433 MHz. Power supply: 12 V DC/AC.

79561 433MHZ DUAL CHANNEL EMITTER



Ref. 79561

TELEPHONES CITYMAX OPTIONS AND ACCESSORIES

2067 4+N CALL AMPLIFIER KIT

Device which, when installed inside the telephone or monitor, increases the volume of the call ring.

2498 4+N TELEPHONE VOLUME-LED KIT

Installed in 2 additional buttons of the telephone (EXTRA model), it makes it possible to regulate the volume of the call ring.

2496 CITYMAX LED RED KIT

For light indicator of functions on EXTRA telephone.

2066 4+N BUTTON KIT

General-purpose button for incorporation into any extra telephone. E.g.: call deactivation.



CALL ACCESSORIES

2040 ELECTRONIC CALL EXTENSION

Device that receives the call ring of the audio door-entry system. Connect between terminals 3 and 4 of the telephone circuit.

2068 BUZZER EXTENSION CALL

Device that receives the call ring of the audio door-entry system. For 4+N buzzer call installations.

8053 LIGHT OR BUZZER COMMANDER

Makes it possible to activate high-power devices or indicators when a call is received, by means of a button on the telephone or monitor: bells, sirens, light bulbs, etc.

8799 SWITCHER RELAY


Applications similar to the activator Ref. 8053 with relay output. DIN-6 format with relay output.

2340 CALL MULTIPLIER

Device that increases the call volume in installations with more than 5 telephones or monitors in the home. Power supply 18Vdc.

2065 GENERAL CALL AMPLIFIER


Increases the volume of the call ring in the terminals of the installation. Used in large blocks of flats and to replace old buzzer-type or louder phones.



Ref. 2040



Ref. 8053




Ref. 2340

ADDITIONAL FUNCTIONS

2013 RELAY FOR ADDITIONAL FUNCTIONS

Makes it possible to remotely activate electrical devices using an additional button on the telephone or monitor: to switch on the stair light, to open the garage, to open a 2nd door, etc.



Ref. 2013

29001 TIMER

Makes it possible to activate a device for a given time (programmable from 0 to 6 minutes or 0 to 60 seconds). The activation can be automatic when a call is received or by means of a specific button on the telephone or monitor.



Ref. 29001

TELEPHONE INTERFACE

Installed in the home and connected to the telephone, it makes it possible to communicate with the audio outdoor panel and open the door from any conventional fixed or wireless telephone. It is also possible to divert the call from the door-entry system to a programmed external landline or mobile phone, to talk to visitors and open the door remotely. Useful in homes, businesses, stores and for caretakers in blocks of flats. Compatible with RDSI/ADSL analogue lines by means of adaptors.

4300 4+N TELEPHONE INTERFACE

4800 POWER SUPPLY 12VAC

NOTICE: The correct operation of the telephone Interface will depend on the telephone line in its installation. Not compatible with other brands or with Fermax series 24 or 50 panels.



Ref. 4300

COMBINATION WITH OTHER SYSTEMS

1300 4+N/MDS DECODER

Necessary to make enclosures in interior blocks already installed in conventional system with a maximum of up to 40 homes per 4+N block. 1 decoder every 4 homes + 1 automatic switcher ref.8811 or ref.8812 + 1 power supply/distributor 230Vac-12Vac/dc (ref.88231) + 1 timer (ref.29001).

REPLACEMENT

8050 UNIVERSAL AMPLIFIER PACK

Lets you replace the original amplifier of most models that work with standard 4+N telephones with carbon microphone or CME capsule. Not suitable for telephones with electret microphone. Power supply 12Vac.



Ref. 8050

8776 UNIVERSAL AMPLIFIER/POWER SUPPLY

In combination with the speaker pack Ref.2009, makes it possible to replace door-entry installations in which the amplifier forms part of the button panel. DIN 10 format. Power supply 200Vac.



Ref. 8776

2009 SPEAKER CALL AMPLIFIER

For systems where you want to take advantage of the existing amplifier and install a button panel.



Ref. 2009

8795 POWER SUPPLY 12VDC/12VAC

Power supply for FERMAX panels (24 and 50 series).

VIDEO ACCESSORIES

4110 VIDEO AMPLIFIER

To regenerate the video signal of the coaxial in installations with cable distances of more than 250 metres.

4614 4+N VIDEO SELECTOR

Necessary to add a second camera.

2472 8-CAMERA SELECTOR

Allows to control up to 8 additional cameras from the monitor, in addition to the one on the street panel. Consult model of monitor.

There are two models of exterior cameras:

CONTROL CAMERA

1072 B/W CONTROL CAMARA KIT

1073 COLOUR CONTROL CAMARA KIT

The kit includes: camera, wall mount, 18 Vdc/12Vdc adaptor module and 18m of cable with plug connectors. Designed especially for video door-entry and video surveillance services combined with doorman. Its special body forming a 90° angle and its reversible wall mount mean it can be attached to any roof or wall section, corner, at a 45° angle, etc.

With swivel mount option. Resistant to water and humidity. We recommend it be protected from direct rain. It requires illumination of the area. This has PAN&TILT to move the camera.

1074 SWIVEL SUPPORT

CABLES

All cables are supplied in 100 metre rolls. Orders must be multiplied of 100.

5919 VIDEO BUS CABLE 1m.

3 wires of 1mm²+1 coaxial of 75 Ohms.

59200 MONITOR CONNEXION CABLE 1m.

3 wires of 1mm²+8 wires of 0,5mm²+1 coaxial 75 Ohms.

5922 TELEPHONE CONNEXION CABLE 1m.

6 wires of 0,5mm².



Ref.1072



REF.1074

AUDIO: 4 COMMON WIRES + 1 COMMON TWISTED PAIR

VIDEO: 6 COMMON WIRES + 1 COMMON TWISTED PAIR + 1 VIDEO COAXIAL

FEATURES

- **MDS (Multiplexed Digital System)** is a digital audio and video door-entry system that integrates all the services of the apartment block or housing complex:

1. **AUDIO AND VIDEO DOOR ENTRY SYSTEM.**

2. **INTERCOMMUNICATION** between accesses, homes, guard units, and lifts.

3. **ACCESS MANAGEMENT CONTROL** according to authorisations to restricted areas. Each user has an identification code for all accesses.

4. **SECURITY** centralised in the guard unit, for protection of communal areas and control of incidents in the homes.

5. **AUTOMATION** of functions and services of the apartment block or condominium (sprinklers, lights, swimming-pool, etc.).

- Allows to manage buildings and condominiums of whatever size.

- MDS is a system with simplified BUS installation.

- The **CENTRAL UNIT** incorporates all the electronics for management and control of the system.

- The floor **DECODERS** connect the homes to the installation BUS and act as isolators. Home to outdoor panel communication is private.

MDS OPTIONS

There are 3 types of MDS systems, which can be combined in a housing complex:

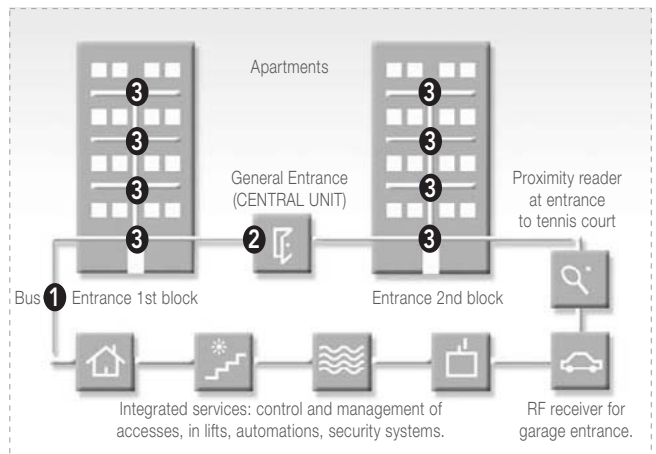
- **MDS DIGITAL:** Requires a Central Unit (CU Capacity: 9999 homes, , 32 accesses/guard units. Up to 63 Central Units can be connected. Incorporates all the MDS services. Can be used for both general entrances and internal apartment blocks.

- **MDS DIRECT:** Does not require a Central Unit. Includes Access Control via keypad. Capacity: Up to 9999 homes in individual blocks and 99 homes in internal apartment blocks. Can be used for both general entrances and internal apartment blocks. Up to 9 accesses.

- **MDS CITY:** Panel with pushbuttons. Up to 99 homes and 9 accesses. Does not require a Central Unit. Cannot be used as a general entrance.

- **MDS COMBINED WITH OTHER SYSTEMS:** In the case of housing complexes, the flexibility of MDS makes it possible to combine general MDS entrances and internal apartment blocks with ADS or conventional 4+N audio or video door-entry system or with individual houses.

More information about diagrams at www.fermax.com



1. Simplified Bus installation; 2. Central Unit; 3. Decoders.



MDS DIGITAL



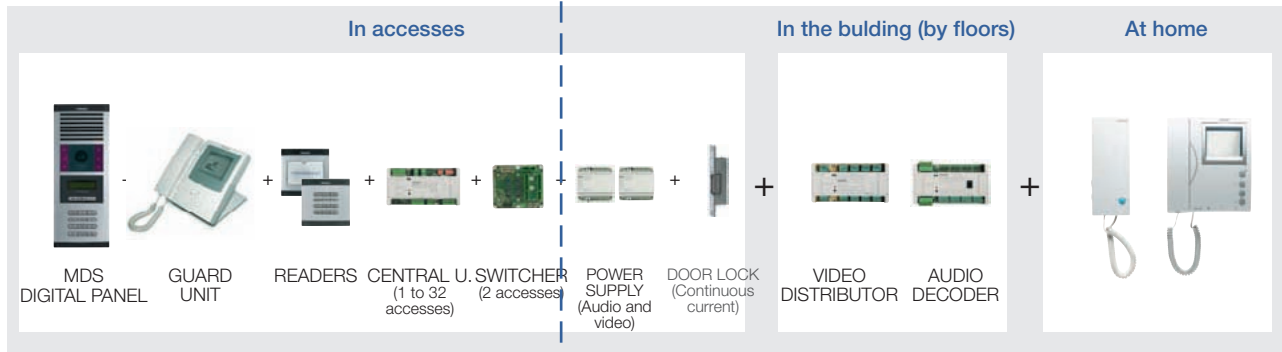
MDS DIRECT



MDS CITY


MDS DIGITAL

A complete MDS DIGITAL system basically consists of the following elements:




MDS DIRECT

A complete MDS DIRECT system basically consists of the following elements:



MDS CITY

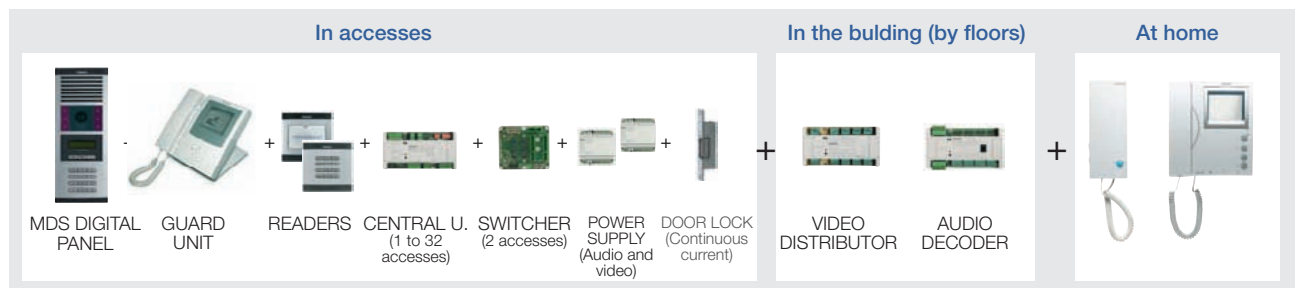
A complete MDS CITY system basically consists of the following elements:



COMMON ELEMENTS FOR ALL MDS SYSTEMS

MDS DIGITAL

A complete MDS DIGITAL system basically consists of the following elements:



FEATURES

- Panel with KEYPAD+ELECTRONIC DIRECTORY.
- Multiple Guard Units.
- Maximum 32 accesses: audio, video, access control readers and guard units (maximum 10).
- For single buildings one central unit handles up to 9.999 homes.
- Can act as general entrance or interior block.
- Capacity:
 - In individual blocks: Maximum 32 accesses (including guard units) for up to 9.999 homes.
 - In residential complexes:
 - a) MDS DIGITAL interior blocks with general entrances. MDS DIGITAL: The capacity is practically limitless. It is possible to combine up to 63 central units.
 - b) MDS DIGITAL general entrances with MDS CITY, ADS or MDS DIRECT interior blocks. Lets you cover installations with a practically limitless number in general entrances and homes.



MDS DIGITAL

- Enables:
- MDS DIGITAL CONTROLLER access control.
 - Security. Centralized alarm system management.
 - Lift control.
 - Programming and management by PC.

Basic components

1. OUTDOOR PANEL

HALO (Interactive Digital Panel)

Includes: colour camera, thermometre and clock. Double access control: by keypad and proximity cards.

5705 MDS DIGITAL HALO PANEL

Measures: 126(W)x342(H)x18(D)mm

8857 FLUSH-MOUNTED BOX

7067 SURFACE BOX S7



Ref. 5705

CITYLINE (Continuous profile)

The panel doesn't include the flush-mounted box.

87711 MDS DIGITAL PANEL

Panel measures (S5): 130(W)x246(H)mm

8855 FLUSH-MOUNTED BOX SERIE 5

8955 SURFACE BOX SERIE 5

87701 MDS DIGITAL 1 WINDOW PANEL

Panel measures (S7): 130(W)x341(H)mm

8857 FLUSH-MOUNTED BOX SERIE 7

8957 SURFACE BOX SERIE 7

1119 MDS DIGITAL 1-WINDOW PANEL WITH PROXIMITY READER

8858 FLUSH-MOUNTED BOX SERIE 8

Measures: 115(W)x375(H)x45(D)mm

8958 SURFACE BOX SERIE 8



Ref. 87711



Ref. 87701



Ref. 1119

8028	B/W CAMERA MODULE
2490	COLOUR CAMERA MODULE
8820	PANORAMIC CARD-HOLDER



Ref. 8028



Ref. 2490



Ref. 8820

BRUTO (Vandal resistant)

The panel is supplied with the corresponding flush-mounted box.

2763	MDS DIGITAL AUDIO PANEL (3M)
2759	MDS DIGITAL VIDEO PANEL (4M)
27596	MDS DIGITAL COLOUR VIDEO PANEL WITH PROXIMITY READER (4M)
2789	MDS DIGITAL B/W VIDEO PANEL WITH PROXIMITY READER (5M)
27896	MDS DIGITAL COLOUR VIDEO PANEL WITH PROXIMITY READER (5M)



Ref. 2763



Ref. 2759



Ref. 2789

MARINE (Stainless steel)

The panel is supplied with the corresponding flush-mounted box.

3118	MDS DIGITAL AUDIO MARINE PANEL
3119	MDS DIGITAL VIDEO MARINE PANEL
31196	MDS DIGITAL COLOUR VIDEO MARINE PANEL



Ref. 3118



Ref. 3119

2. ACCESS CONTROL MDS READERS

Select the access control readers you wish to include in the installation. They do not require switches. Supplied with flush box.

PROXIMITY

23351	PROXIMITY MDS CITY READER
2552	PROXIMITY MDS BRUTO READER
2560	PROXIMITY MDS CITYMAX MODULE
23361	ISO PROXIMITY CARD
44501	PROXIMITY KEYRING



Ref. 23351



Ref. 2552



Ref. 2560

KEYPAD

23291	MDS CITY KEYPAD
2553	MDS BRUTO KEYPAD
2561	MDS CITYMAX KEYPAD MODULE



Ref. 23291



Ref. 2553



Ref. 2561

CONTACT

23261	MDS CITY CONTACT READER
2554	MDS BRUTO CONTACT READER
2328	BUTTON KEY



Ref. 23261



Ref. 2554



Ref. 2328

RADIOFREQUENCY (RF)

1065	MDS RF DIGITAL RECEIVER
24651	DIGITAL RF REMOTE CONTROL
25511	DUAL RF/PROXIMITY REMOTE CONTROL

COMBINATED

2325	MDS CONTACT-DISPLAY-KEYPAD READER
2327	MDS PROXIMITY-DISPLAY-KEYPAD READER
23411	MDS KEYPAD WITH DISPLAY
2660	MDS PROXIMITY-DISPLAY-KEYPAD BRUTO READER



Ref. 24651



Ref. 2325



Ref. 2327



Ref. 23411



Ref. 2660

3. GUARD UNIT

There are two models: Citymax and wall.

2537	MDS DIGITAL CITYMAX GUARD UNIT
------	--------------------------------

Desktop support included. Allows surface installation. The new CityMax guard unit has a 4" graphic display that informs of all the events and actions of the installation: source call, type of call, current call, calls pending, last communication, etc. The guard unit has 3 operation modes: day, night and mixed, and in the case of MDS Digital Installations, it can act as a panic reception centre, receiving all notifications from homes and from the alarm detection system installed in the building or complex. The guard unit can communicate with any access or home, and can establish communication between any 2 points of the installation (exclusively MDS installation).



Ref. 2537

87721	MDS DIGITAL GUARD UNIT PANEL
87731	MDS DIGITAL GUARD UNIT TELEPHONE
8955	SURFACE BOX
8855	FLUSH-MOUNTED BOX

GUARD UNIT ACCESSORIES

1081	CCTV MONITOR
1063	CCTV COLOUR MONITOR
1064	CCTV MONITOR CONNECTOR (wall)
8233	DESKTOP CONNECTOR



Ref. 87721

4. CENTRAL UNIT

Essential in installations with MDS digital panels. There are two types of Central Unit:

2405	MDS CENTRAL UNIT (1ACCESS)
------	----------------------------

In individual apartment blocks: manages up to 32 accesses (Anyone of them can be Audio/Video). For more audio/video accesses, Ref. 2379 every 2 accesses will be required. In housing complexes: manages up to 31 accesses per Central Unit (if the accesses are audio/video, 2-access switchers Ref. 2379 will be required). Includes WINCOMPLUS software for PC configuration. Includes memory for incidents record (access control applications).

2379	2 ACCESS SWITCHER
------	-------------------

Necessary to connect more than one video panel/guard unit to MDS Digital C.U. Add one module for more than one additional panel/guard unit.



Ref. 2405/Ref.2434

PC CONNEXION ACCESSORIES

24661 USB to RS-485 ADAPTADOR

Enables Central Unit programming by PC in FXL network and connection by USB.

2338 RS-485 ADAPTADOR

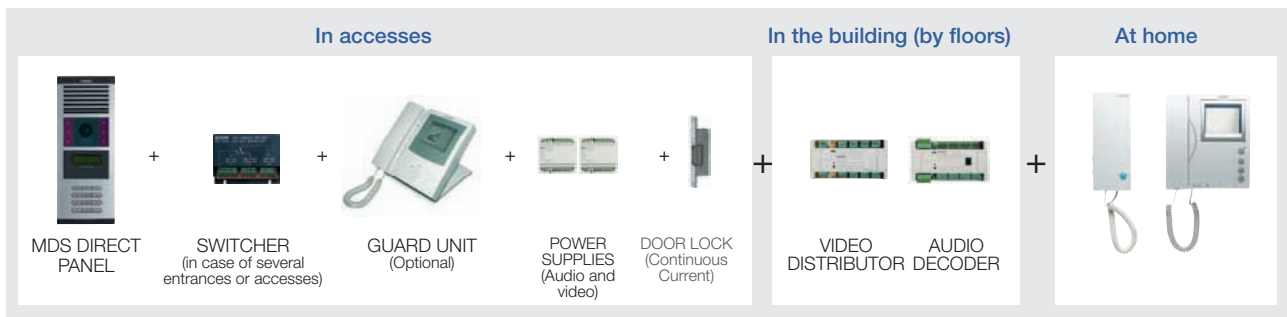
Necessary for a permanent connection between the PC and the Central Unit. For distances of over 30 metres, install the adapter outside the centralisation cabinet, near the PC. Maximum distance to the exchange 1.200 metres.

1087 IP REMOTE ADAPTOR

IP adaptor for programming and management of Central Units in FXL network through an Ethernet network. A fixed IP address is required. Requires ref.2466 programmer for connection to the central unit.

MDS DIRECT

A complete MDS DIRECT system basically consists of the following elements:



FEATURES

- Panel WITH KEYPAD (includes access control, up to 600 different codes).
- 1 Guard Unit.
- Maximum 5 accesses + Guard Unit.
- For single buildings of up to 9,999 homes or interior blocks up to 99 homes.
- Can act as general entrance or interior block.
- Capacity:
 - In individual blocks: Maximum 5 accesses + Guard Unit up to 9,999 homes.
 - In residential complexes:
 - MDS DIRECT interior blocks with MDS DIRECT or MDS DIGITAL general entrances: Allows up to 99 interior blocks of up to 99 homes each.
 - MDS DIRECT general entrances with MDS CITY, ADS or MDS DIRECT interior blocks: Allows up to 5 general entrances and 1 MDS DIRECT General Guard Unit.

1. OUTDOOR PANEL

HALO (Interactive Digital Panel)

Includes colour camera, thermometer and clock. Double access control system: by keypad and proximity cards. Non compatible with proximity keyrings (ref.4450 and ref.44501). **Flush-mounted box is not included.**

5707 MDS DIRECT HALO PANEL

8857 FLUSH-MOUNTED BOX SERIE 7

115(W)x328(H)x45(D)mm

23361 ISO PROXIMITY CARD



MDS DIRECT



Ref. 5707

CITYLINE (Continuous profile)

The panel doesn't include a flush-mounted box.

2460	MDS DIRECT PANEL
8613	DIRECTORY PANEL SERIE 5
8855	FLUSH-MOUNTED BOX SERIE 5
115(W)x233(H)x45(D)mm	
8955	SURFACE BOX SERIE 5

2461	MDS DIRECT 1 WINDOW PANEL
8735	DIRECTORY PANEL SERIE 7
8857	FLUSH-MOUNTED BOX SERIE 7
115(W)x328(H)x45(D)mm	
8957	SURFACE BOX SERIE 7

8829	JOINING BOLTS SET
8028	B/W CAMERA MODULE
2490	COLOUR CAMERA MODULE
8820	PANORAMIC CARD-HOLDER

BRUTO (Vandal resistant)

The panel is supplied with the corresponding flush-mounted box.

2761	MDS DIRECT AUDIO PANEL (3M)
2762	MDS DIRECT VIDEO PANEL (4M)
27626	MDS DIRECT COLOUR VIDEO PANEL (4M)
2654	DIRECTORY PANEL 3-WINDOW
2655	DIRECTORY PANEL 4-WINDOW
2289	BRUTO JOINING BOLTS SET



Ref.2460 Ref.8613



Ref.2461 Ref.8735
+
Ref.8028



Ref. 8028



Ref. 2490



Ref. 8820



Ref. 2761 Ref. 2654



Ref. 2762 Ref. 2655

2. SWITCHERS

2443	MDS DIRECT/CITY 1-ACCESS VIDEO SWITCHER
------	---

For several MDS Direct/City video accesses. One is required for each additional video panel.



Ref. 2443

3. GUARD UNIT

2532	MDS DIRECT CITYMAX GUARD UNIT
------	-------------------------------

Includes desktop support. Allows surface installation.

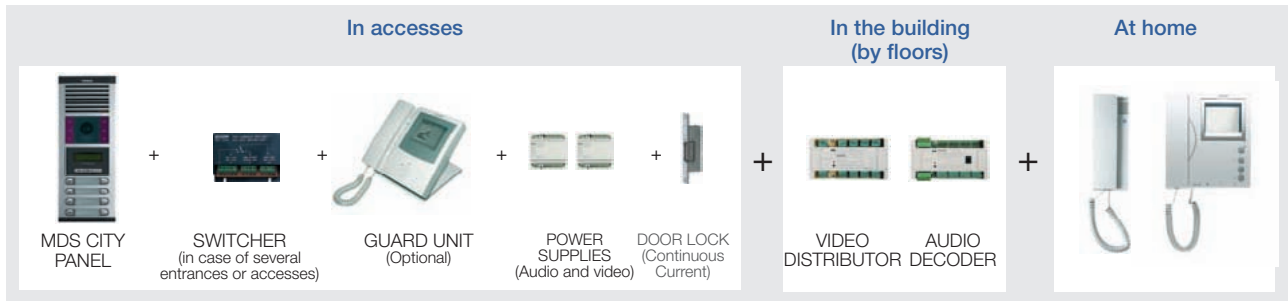
GUARD UNIT ACCESSORIES

1081	CCTV MONITOR
1063	COLOUR CCTV MONITOR
8233	DESKTOP CONNECTOR
1064	MONITOR CCTV CONNECTOR (wall)




MDS CITY

A complete MDS CITY system basically consists of the following elements:



FEATURES

- Panel WITH PUSHBUTTONS.
- 1 Guard Unit.
- Maximum 9 accesses + Guard Unit.
- For single buildings or interior blocks of up to 99 homes. Being pushbutton type, recommended for up to 50 homes.
- Cannot act as general entrance.
- Capacity:
 - In individual blocks: Maximum 9 accesses + Guard Unit for up to 99 homes.
 - In residential complexes: In combination with MDS DIRECT or MDS DIGITAL general entrances. MDS CITY interior blocks have a maximum capacity of up to 99 homes per block.



MDS CITY

Basic components

1. OUTDOOR PANEL

Select the panel or combination of panels your installation needs, depending on the number of apartments. Analogue amplifier (4+N) is required.

CITYLINE (Continuous profile)

- One window should be reserved for the Digitiser modul Ref.2440.
- You must add the necessary call extension modules depending on the number of pushbuttons (one Ref.2441 each 16 pushbuttons).

2440	MDS CITY DIGITISER MODULE
2441	16-CALL EXTENSION MODULE

CITYMAX (Modular composition)

- One window should be reserved for the Digitiser module Ref. 2440.
- Call extension modules are not required.

2440	MDS CITY DIGITISER MODULE
------	---------------------------

BRUTO (Vandal resistant)

- Fill in the Special Bruto Panel request form, available from the Sales Dept. Analogue amplifier (4+N).
- One window should be reserved for the Bruto Digitiser module that the panel requires.
- You must add the necessary call extension modules depending on the number of pushbuttons. They are installed in the box.

2236	MDS BRUTO DIGITISER MODULE
2441	16-CALL EXTENSION MODULE



Cityline



Citymax



Bruto



2. SWITCHER

2443 MDS DIRECT/CITY 1-ACCESS VIDEO SWITCHER

For several MDS Direct/City video accesses. One is required for each additional video panel.



Ref. 2443

3. GUARD UNIT

2532 MDS DIRECT CITYMAX GUARD UNIT

Includes desktop support. Allows surface installation.

GUARD UNIT ACCESSORIES

1081 CCTV MONITOR

1063 COLOUR CCTV MONITOR

8233 DESKTOP CONNECTOR

1064 MONITOR CCTV CONNECTOR (wall)



Ref. 2532

COMMON ELEMENTS FOR ALL MDS SYSTEMS

1. POWER SUPPLIES

GENERAL POWER SUPPLY

4813 AUDIO POWER SUPPLY 12VDC/2A

DIN 6 format elements. Requires:

- 1 unit for each Central Unit.
- 1 unit for every 10 ADS decoders or 120 AUDIO decoders. (Depending on the distancia and cable cross-section used).

4830 VIDEO POWER SUPPLY 18VDC/3,5A

DIN 6 format elements. Requires:

- 1 unit for each 40 monitors.
- 1 unit for each 4 monitors in 1 apartment.

4812 VIDEO POWER SUPPLY 18VDC/1,5A

DIN 6 format. Necessary to extend the number of monitors in homes. Requires: 1 unit for every 2 additional monitors per home.



Ref. 4830



Ref. 4812

EMERGENCY POWER SUPPLY

For functioning of the power unit if the electricity supply fails, it is necessary to connect it to an adaptor, to which a battery is connected. This adaptor is compatible with any type of standard lead acid battery.

2060 EMERGENCY BATTERY ADAPTOR FOR POWER SUPPLY 12V

1021 EMERGENCY BATTERY ADAPTOR FOR POWER SUPPLY 18V



Ref. 2060

2. DOOR LOCK

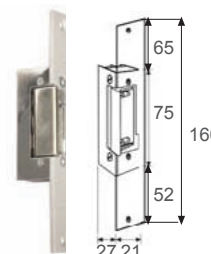
Select the door lock necessary to complete the installation.

3070 DOOR LOCK MOD.450N-412-S

Normal operation and short shield. 12Vdc.

30708 DOOR LOCK MOD.450N-412-S MAX

Normal operation and short shield. 12Vdc. MAX version with adjustable bolt/catch.



Consumption Serie 450:		
N-412	12Vdc	390mA

For other models see [Lock-release section](#).

3. DECODERS / ISODECODER

AUDIO DECODERS

2424 4-WAYS AUDIO DECODER

One unit for every 4 homes. DIN 10.

2425 8-WAYS AUDIO DECODER

One unit for every 8 homes. DIN 10.

2426 4-WAYS AUDIO ISODECODER

1 unit for every 4 homes. Necessary in MDS installations where total isolation of the telephones from the rest of the installation is required (anti-sabotage) and in MDS DIGITAL installations with "panic button" functions or with light indicator on telephones. DIN 10.

2436 4-PANELS DECODER

1 unit for every 4 panels of up to 2 push buttons. For installation in lifts or garages, in order to make calls to concierge/guard. DIN 10.

2466 DECODERS PROGRAMMING MODULE

Includes Decowin and WINCOM software and connection cables. Allows programming of the MDS Digital Central Unit and decoders.

24661 ADAPTADOR USB a RS-485

Permite la programación de la Unidad Central MDS Digital (ref.2405), los decoders y la Central Detecta 6 con el PC a través de puerto USB.



Ref. 2424



Ref. 2436

COMBINATION WITH OTHER SYSTEMS

1300 MINIDECODER 4+N/MDS

Necesario para realizar cerramientos de bloques interiores ya instalados en sistema convencional con un máximo de hasta 40 viviendas por bloque 4+N. 1 decoder cada 4 viviendas+1 cambiador automático ref.8811 ó ref.8812+1 alimentador/distribuidor 230Vac-12Vac/dc (ref.88231)+1 temporizador (ref.29001).

2409 DECODER ADS/MDS

Necesario para realizar cerramientos de bloques interiores ADS. 1 decoder por bloque. Añadir un distribuidor (ref.2448) y/o cambiador (ref.2450) en instalaciones de entrada general de video.

VIDEO DISTRIBUTOR

2418 4-WAYS VIDEO DISTRIBUTOR

One unit for every 4 homes (video door-entry). DIN 10.

2419 8-WAYS VIDEO DISTRIBUTOR

One unit for every 8 homes (video door-entry) DIN 10.

SECURITY AND AUTOMATION (Exclusively MDS Digital)

2429 8-SENSOR DECODER

One unit for every 8 alarm sensor inputs standard (N.C. or NA): fire, smoke, CO₂, intrusion detectors, etc. instant or delayed functioning. DIN 10.

2430 8-RELAY DECODER

1 unit for every 8 relay outputs for activation of an electrical device (2 A, NC/NA) of up to 2 A, 250 V): Programmable activation time. DIN 10.



Ref. 1300



Ref. 2409



Ref. 2419



Ref. 2430

4. MDS REPEATER AND VIDEO AMPLIFIER

2339 MDS REPEATER

To regenerate the digital signal of the panels or decoders bus that is transmitted by the twisted pair of the installation. DIN 10 format. Requires:

- When the length of the BUS > to 1200m. One repeater every 1200m.
- When there are more than 120 Decoders.

4110 VIDEO AMPLIFIER

To regenerate the video signal when the length of the BUS is greater than 250 metres. One amplifier every 250 m.



Ref. 2339

5. CABLES

Todas las mangueras se suministran en bobinas de 100 metros. Los pedidos deben ser múltiplos de 100.

5918 BUS DECODER-PANELS-FXL CENTRAL UNITS CABLES (1m)

4 wires of 1mm²+1 shielded pair of 2x0,5mm².

5919 VIDEO BUS CABLE (1m)

3 wires of 1mm²+1 coaxial of 75 Ohms.

59200 DECODER-MONITOR CONNECTION CABLE (1m)

3 wires of 1mm²+8 wires of 8 0,5mm² + 1 coaxial of 75 Ohms.

5922 DECODER-TELEPHONE CONNECTION CABLE (1m)

6 wires of 0,5mm².

6. TELEPHONES

All models include lock-release button and call to concierge/guard as standard. There are three aesthetics of panel for analogue installations: **LOFT**, **CITYMAX** and **SAILING**.

LOFT

3393 LOFT TELEPHONE

3394 LOFT EXTRA TELEPHONE

3380 DECORATIVE COVER

Measures: 200(W)x240(H)mm

CITYMAX

8044 BASIC CITYMAX TELEPHONE

80440 PACK X20 TELEPHONE ref.8044

Includes 20 telephones ref.8044.

8099 DESKTOP BASIC CITYMAX TELEPHONE

8045 CITYMAX EXTRA TELEPHONE

SAILING (Metallic finish)

5302 SAILING TELEPHONE



BASIC



EXTRA



Telephone with decorative cover. ref.3380



BASIC



EXTRA



Ref. 5302

CITYMAX INTERCOM

Bus3 Palace System Allows communication only between terminals in the same house. Maximum up to 12 terminals. Installation is reduced to a 3-wire Bus. One power supply ref.4812 is required per home and a multi-line switcher ref.9017 to distinguish indoor and outdoor conversation. Maximum 100mtrs.

8084 BUS 3 PALACE TELEPHONE

7. MONITORS

There are 3 available aesthetics for analogue installations: iLOFT, LOFT, LOFT COMPACT and CITYMAX.

iLOFT (Deluxe. Colour. Flush-mounted)

5611 COLOUR iLOFT MONITOR

5630 ILOFT MONIT. FLUSH-MOUNTED BOX

LOFT COMPACT (Standard. Colour. Surface)

3737 COLOUR LOFT COMPACT MONITOR

3738 LOFT COMPACT CONNECTOR

LOFT (Star. B/W and Colour. Surface)

3310 B/W LOFT MONITOR

3312 COLOUR LOFT 4" MONITOR

3307 COLOUR LOFT 3,5" MONITOR

3315 LOFT MONITOR CONNECTOR

3324 LOFT DESKTOP CONNECTOR

CITYMAX (Classic. B/W and Colour. Surface)

2533 B/W MEMORY-128 MONITOR

With image storage (maximum: 128 images). Requires a Basic connector.

8032 BASIC CONNECTOR

8232 BASIC DESKTOP CONNECTOR

CITYMAX INTERCOM

Bus3 Palace System

1082 BUS3 COMPLET PALACE MONITOR

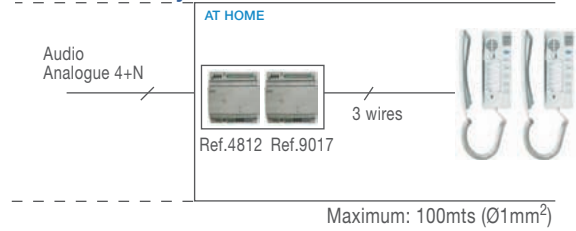
Includes connector. Enables communication only between terminals in the same house. Maximum up to 12 terminals. Installation is reduced to a 4-wire Bus. One power supply ref.4812 is required per home and a multi-line switcher ref.9017 to distinguish indoor and outdoor conversation. Maximum 100mtrs.

1221 BUS3 COLOUR COMPLET PALACE MONITOR

Includes connector.

NOTE: See *Accessories of 4+N System*

Palace Bus3 System



See features at "Monitors section".



Ref. 5611



Ref. 3737



Ref.3310



LOFT monitor with desktop support



Ref.2533

Bus3 Palace System



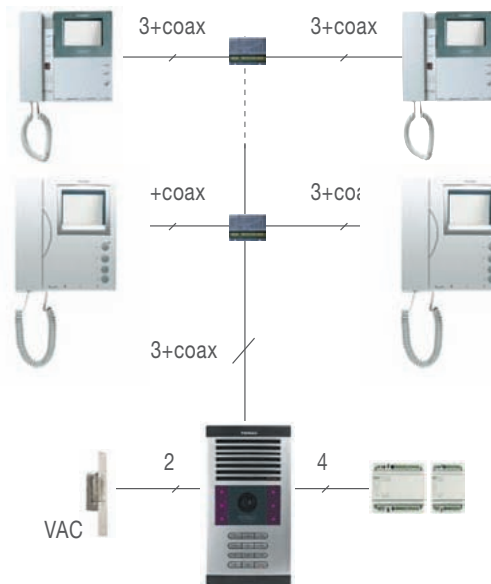
AUDIO 3 COMMON WIRES
VIDEO 3 COMMON WIRES +1 COAXIAL

In an ADS digital video door entry system installation, home functions can be extended including a DETECTA-6 model high performance digital video door entry monitor.

These video door entry sets connect the home with its owners at any time, wherever they are. For example:

- Controlling home heating/air conditioning.
- The house warns if the corridor sensor detects any strange movement.
- Divert electronic door entry calls to a telephone when the owner is away, and be able to answer and open the door.
- Receive a warning by telephone of flooding at the beach apartment and the system cuts off the supply automatically.
- Have control of the home from a single point, and from anywhere when the owner is away.

FERMAX has a high performance digital video door entry systems: DETECTA-6. This system has ADS elements in common (see ADS section). In the same building there may be homes with standard ADS video entry and others with DETECTA-6 video door entry.



Installation of a video door entry system

DETECTA-6 SYSTEM

DETECT. ACTIVATE. ALERT. CONTROL.

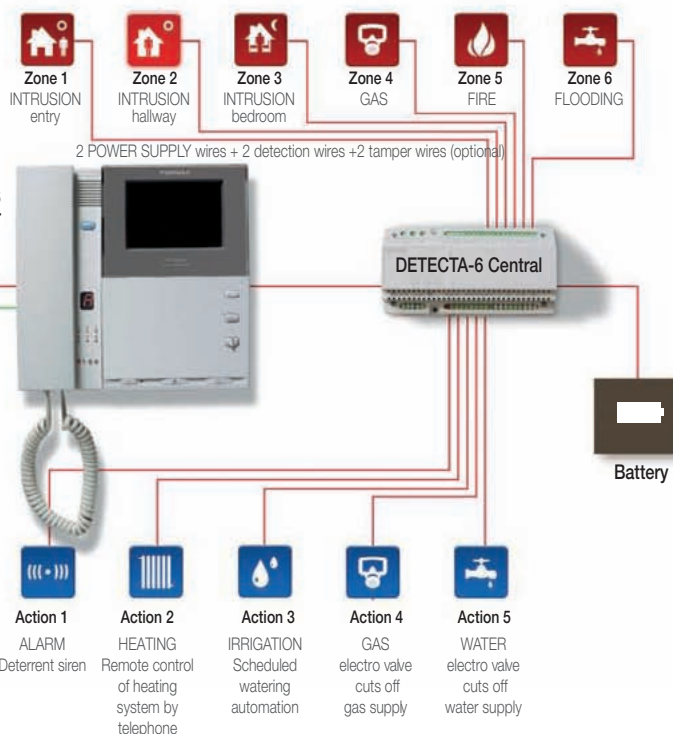
A single installation to integrate all services



3+coaxial
 Standar installation of a DIGITAL ADS video door entry system

Communicate 1
 With Alarms Reception Center

Communicate 2
 With preset telephones



FEATURES

The FERMAX DETECTA-6 alarms monitor is a digital video entry system monitor incorporating a 6-zone detection system and a telephone dialler for communicating alarms to the user and the alarms reception centre (CRA).

The monitor centralises these systems:

- **VIDEO ENTRY.** Monitor in extra-flat format for surface installation. Manufactured in high-impact ABS material with polished finish for easier cleaning. Has auto-on and guard unit call functions. Enables communication with the outdoor panel, door opening, communication with the guard unit and surveillance through the outdoor panel and at other points in the facility.
- **SECURITY.** Alarm system for 6 independent zones with presence detection and technical alarms. DETECTA-6 monitor lets you handle up to 6 autonomous alarm zones. Each of these zones may have as many sensors as you wish. It is possible to arm or disarm the alarm system either in general or partially, which lets us, for example, arm only the perimeter alarm when we are going to sleep. Any of the zones may be configured to run in 24-hour mode. These alarms are not affected by general arming or disarming and are especially useful for fire, gas or flooding detection (technical alarms). The equipment has an emergency power supply for the detection system that includes the detectors, so ensuring operation in the event of power failure.
- **COMMUNICATION.** The built-in telephone dialler enables communication of any event to the owner or the alarms reception centre. If an alarm is set off, the monitor produces an alert tone and activates the siren output. The user is alerted by a telephone call with a voice message indicating the type of alarm that has been set off, and it is possible to program up to 8 telephone numbers for alerts. The integrated modem lets you transmit the alert to the alarms reception centre.
- **CONTROL.** There are 4 control outputs available. These outputs may be associated to detection events or controlled independently, either from the monitor or remotely by telephone. The system has 4 control outputs that may be associated to activation of an alarm, so that we may set off as a siren in case of intrusion, an electro valve that cuts off the water supply in the event of flooding, etc.

DETECTA-6 MONITOR (B/W or COLOUR)



1. MONITORS

The DETECTA-6 monitor is compatible with ADS SYSTEM. Within the same system, there can be both homes with standard monitors and homes with DETECTA6 monitors.

- 1240 B/W ADS DETECTA-6 MONITOR
- 1241 COLOUR ADS DETECTA-6 MONITOR
- 1242 ADS DETECTA-6 MONITOR CONNECTOR

ADDITIONAL EQUIPMENT

The system can be extended with additional terminals so that all functions can be controlled from 3 different points. The options for these additional terminals may be: monitors, telephones or keypad only.

- 1250 ADS DETECTA-6 TELEPHONE
- 1246 DETECTA-6 KEYPAD



ref.1241



ref.1241

2. DETECTA-6 CENTRAL

- 1243 DETECTA-6 CENTRAL
- 2070 EMERGENCY BATTERY 12V/2A
- 3490 CENTRALISATION CABINET



ref.1243



ref.3490

3. DETECTORS/SENSORS/RELAYS

- 1075 PRESENCE DETECTOR
- 1077 SMOKE DETECTOR
- 1245 FLOOD DETECTOR
- 3491 RELAY DIN 12Vdc/12A

Lets you handle devices like lights, electrovalves, air conditioning, etc.

- 2466 PROGRAMMER (PC INTERFACE)

Enables connection of central unit to PC by serial port for programming with Detecta Elight software, letting you handle the detector system intuitively and quickly, set parameters (times, telephones for warnings) and check the system status.

- 24661 ADAPTATOR USB TO RS-485

Idem ref. 2266 with PC connection buy means of USB.



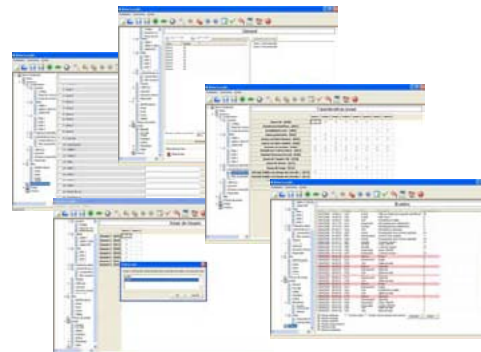
ref.1075



ref.1077



ref.1245



Detecta Elight software

FERMAX

DETECTA 6



The Video Entry System that
guarantees peace
of mind in my home

FERMAX

EVOLUTION

The Digital Video Entry System





ACCESS CONTROL

AUTHORISED PERSONNEL ONLY

FERMAX

STAND ALONE ACCESS CONTROL KITS



ACCESS CONTROL KITS are designed to restrict/allow entry to a restricted zone or area. They include a reader, power supply and accessories (as required) in a single reference.

PRIVATE SYSTEM (PROXIMITY CARD). Up to 400 different cards/users.

Surface reader. For indoors.



3624 LOFT PRIVATE KIT

Includes LOFT PRIVATE reader (ref.4530), power supply 12Vac/1,5A (ref.4800), 1 master keyring (ref.44501) and 5 proximity cards (ref.23361).

3626 LOFT PRIVATE KIT - with keyring

Includes LOFT PRIVATE reader (ref.4530), power supply 12Vac/1,5A (ref.4800) and 6 proximity keyrings (ref.44501).

Identifiers



23361 PROXIMITY CARD



2363 PROXIMITY CARD KIT

With silkscreen printing.



For indoors/outdoors.

2260 CITY PRIVATE KIT

Includes CITY PRIVATE reader (ref.2347) with flush box, power supply 12Vac/1,5A (ref.4800) and 6 proximity cards (ref.23361).

3619 CITY PRIVATE KIT with keyring

Includes CITY PRIVATE reader (ref.2347) with flush box, power supply 12Vac/1,5A (ref.4800) and 6 proximity keyrings.



2336 PROXIMITY CARD WITH MAGNETIC STRIP



44501 PROXIMITY KEYRING

MEMOKEY SYSTEM (KEYPAD). Up to 100 different codes/users.

Surface reader. For indoors.



3623 LOFT MEMOKEY KIT

Includes MEMOKEY LOFT reader (ref.4540) and power supply 12Vac/1,5A (ref.4800).

Outdoor and anti-vandal.



2133 BRUTO MEMOKEY KIT

Includes BRUTO MEMOKEY reader (ref.4500) with flush-box and power supply 12Vac/1,5A (ref.4800).



For indoors/outdoors.

3600 CITY MEMOKEY KIT

Includes MEMOKEY CITY reader (ref.3610) with flush box and power supply 12Vac/1,5A (ref.4800).

Outdoor and anti-vandal.



2652 BRUTO MEMOKEY KIT with pushbutton

Includes MEMOKEY BRUTO reader with door release pushbutton, flush-fit box (ref.2650) and power supply 12Vac/1.5A (ref.4800).

BLUETOOTH SYSTEM.

Lets you the open the door with your mobile telephone.



4478 BLUETOOTH KIT

Includes a Bluetooth reader with flush-fit box (ref.4477) and power supply (ref.4800). Two operating modes: authorized users only or free access. Between 2 and 30m programmable cover. Users can be authorized by PC software (downloadable from the website: www.fermax.com) or thanks to a master mobile.

RADIO FREQUENCY SYSTEM

Lets you open the door remotely.



7911 COLLECTIVE GARAGES KIT

Includes garage receiver (ref.7952) with card for second channel (ref.7934) and three trinary RF emitters (ref.79561).



7910 SHOP KIT

Includes DIN rail shop receiver (ref.7903) and three trinary RF emitters (ref.79561).



7912 MAXIMUM SECURITY KIT

Includes receiver (ref.7960), power supply (ref.4800) and three digital RF emitters (ref.24651).

STAND ALONE ACCESS CONTROL

Controlling one door/one access. These are indicated when a simple access control is required, with no incidents record and also to complement the electronic or video door entry system and enable access to the building for residents, for example: offices, small businesses, garages. There are 4 stand-alone access control technologies: Keypad, Proximity, Radio Frequency and Bluetooth.

1. MEMOKEY (KEYPAD)

The reader and the controller are integrated into a single module, allowing extremely simple installation.

- 100 codes maximum
- Power supply 12Vac/12Vdc.
- Input for exit button on the inside.
- Input for free access button. When a special code is entered, it is activated.
- 2 relay outputs (2A,NC/NA) (1 output in LOFT model) for activation of lock-release and connection of alarm. Programmable time (mono-stable, bi-stable)
- Each code can activate one of the relays or both of them at the same time.
- Acoustic confirmation of acceptance or rejection of the code entered.
- Programming from the keypad itself by means of a master code.

READERS

4540 LOFT MEMOKEY READER

For indoor and surface. Membrane keypad. Includes a 50cm cable. Dimensions: 60(W)x130(H)mm.

3610 CITY MEMOKEY READER

Indoor/outdoor. Reader dimensions: 130(W)x128(H)mm. Flush-mounted box included (ref.8851). Dimensions: 115(W)x114(H)x45(D)mm.

4500 BRUTO MEMOKEY READER

Outdoor and anti-vandal. Reader dimensions: 135(W)x130(H)mm. Flush-mounted box (ref.2131) included. Flush-mounted box dimensions: 115(W)x115(H)x45(D)mm.



2650 BRUTO MEMOKEY WITH PUSHBUTTON

Outdoor and anti-vandal. Incorporates lighting of the keypad and additional button for the free access function. Flush-mounted box (ref.2366) included. Flush-mounted box dimensions: 135(W)x246(H)mm.

MODULES

2520 MEMOKEY CITY MODULE

To connect with Cityline/Citymax electronics for audio and video door entry systems.



STAND ALONE READER AND CONTROLLER

For higher security applications, it is recommended that the controller should not be built into the reader itself.

3620 MEMOKEY CR CITY READER

3621 MEMOKEY CR CONTROLLER

Includes metallic box. Reader connection: 5 wires, 0.5 mm². Maximum distance: 100 mts. Lets you connect two readers in parallel (indoor and outdoor). Dimensions: 154x20x50mm.

ACCESSORIES

8951 CITY SURFACE BOX (SERIES 1)

2778 BRUTO SURFACE BOX (SERIES 1)


2304 BRUTO SURFACE BOX W/PUSHBUTTON



Ref. 3620

2. PROXIMITY (PRIVATE)

- Up to 400 users. Power supply 12 Vac/12 Vdc.
- Input for exit button.
- Input for door sensor.
- Relay output for activation of lock-release. Programmable time.
- Confirmation, by means of LED and sound, of acceptance or refusal of the card presented.
- Programming-assistance LEDs (activation and deactivation of cards).
- Programming users by means of a master card or by PC (optional).



READERS

4530 LOFT PRIVATE READER

Indoor and surface. Reader dimensions: 60(W)x130(H)mm. Cable 50cms included.

2347 CITY PRIVATE READER

Outdoor/indoor. Reader dimensions: 130(W)x128(H)mm. Flush-mounted included (ref.8851). Flush-mounted dimensions: 115(W)x114(H)x45(D).

4520 BRUTO PRIVATE READER

Outdoor and anti-vandal. Reader dimensions: 135(W)x130(H)mm. Flush-mounted included (ref.2131). Flush-mounted dimensions: 115(W)x185(H)x45(D).



LOFT
Ref.4530



CITY
Ref.2347



BRUTO
Ref.4520

MODULES

To connect with the viewer of Cityline/Citymax electronic entry or video door entry system outdoor panels.

2263 PRIVATE CITY MODULE



Ref.2263

IDENTIFIERS

23361 ISO PROXIMITY CARD

2363 PROXIMITY CARD KIT with silkscreen

2336 MAGNETIC STRIP PROXIMITY CARD

44501 PROXIMITY KEYPING



Het. 23361



Ref. 2363



Ref. 44501

ACCESSORIES

2306 PRIVATE PROGRAMMING KEYPAD

For maintenance service. Allows activation and deactivation of cards without these being present. Necessary when you need to deactivate a lost or stolen card. Runs on a 9V battery.

2351 PC PROGRAMMING KIT

Makes it possible to create lists of users and send these to the controller. Includes the new special Winprox+ programming software (compatible with W98, NT, 2000 and XP Operating Systems) and the cable to connect the controller to an RS-232 serial port (1 metre). For greater distances, a null-modem cable is needed.

3625 LOFT PC PROGRAMMING KIT

Includes adaptor RS-485 to RS-232 (ref. 2338).

4475 ENERGY DISCONNECTOR

Allows the electric current switch off for the devices of a room when the user is not inside. For the connexion the proximity card has to be introduced in the disconnector. Flush-fit installation by means of mechanism box 60x70mm, included. Powered directly from the mains.

8951 CITY SURFACE BOX

2778 BRUTO SURFACE BOX



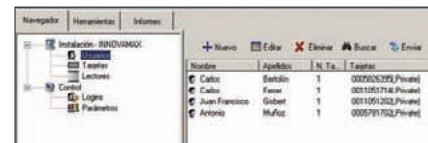
Ref. 2306



Ref. 2351 / Ref. 3625



Ref. 4475



Operation details ref. 2351


3. BLUETOOTH

The New FERMAX Bluetooth Receiver is an access control, that lets you activate the electric lock of the facility or the garage door motor remotely by using a mobile telephone. This receiver may be integrated in a FERMAX Cityline electronic entry or video entry panel.

Admits as identifiers, all the mobile telephones with bluetooth technology.

El system has two operating forms:

- 1. Restricted to authorised telephones.** The receiver stores up to 40 telephones authorised mobiles to open the door. Opening is either done automatically when the authorised cell phone is within range of the receiver (hands free), or by means of a keypad confirmation or finally may be programmed to ask the mobile phone to introduce the personal access code.
- 2. Access to any telephone.** Within range of the receiver, any telephone with Bluetooth activated will receive a messenger requesting the personal access code to open the door.



READERS

4477 CITY BLUETOOTH READER

Includes reader with surface and flush box.

4476 CITY BLUETOOTH MODULE READER

To be integrated into de Cityline/Citymax panel visor.



Ref. 4477



Ref. 4476

4. RADIO FREQUENCY

Uses a 433Mhz frequency and all emitters are dual channel (can activate 2 electric locks or 2 accesses). The reader and controller are linked. There are three different equipment sets available, depending on the application to be used: collective garages, stores and security.

COLECTIVE GARAGES SYSTEM

The receiver allows all transmitters with the same code. The number of emitters/users is infinite.

7952 SINGLE CHANNEL RECEIVER

Configuration by means of trinary dipswitch. Accepts a card for addition of a 2nd channel for a second activation. Relay output (2 A, NC/NA). 230 Vac power supply. ABS IP65 box. Dimensions: (91x198x57mm).

7934 2ND CHANNEL PLUG IN CARD (2ND RELAY)

79561 TRINARY 433MHZ TRANSMITTER

Configuration by trinary dip-switch. A single code for all emitters.



Ref. 7952



Ref. 79561

SHOP SYSTEM

To open the door without moving. The receiver allows all transmitters with the same code.

7903 RF RECEIVER FOR STORES

Configuration by means of trinary dipswitch. Input for exit button. Relay output (2 A, NO) for activation of lock-release. 230 Vac power supply. DIN6 box. Dimensions: (105 x 90 x 60 mm).

7900 COMPATIBLE SINGLE CHANNEL RECEIVER

For installation inside electronic door or video entry system outdoor panels.

79561 TRINARY 433MHZ TRANSMITTER

Configuration by trinary dip-switch. A single code for all emitters.



Ref. 7903



Ref. 79561

SECURITY SYSTEM

The RF emitters have an exclusive code for each user. Recommended for garage access in individual houses and remote control of devices: lights, blinds, sirens, etc.

7960 SECURITY RF RECEIVER

10 users maximum. Input for exit button. Relay output (2 A, NC/NO). Programmable time. Mono-stable/bi-stable functioning. 12 Vac/ 12 Vdc. Small power supply, so it can be hidden in distribution boxes (100x100mm).

24651 DIGITAL RF REMOTE CONTROL

With 1 unique code that cannot be duplicated.



Ref. 7960



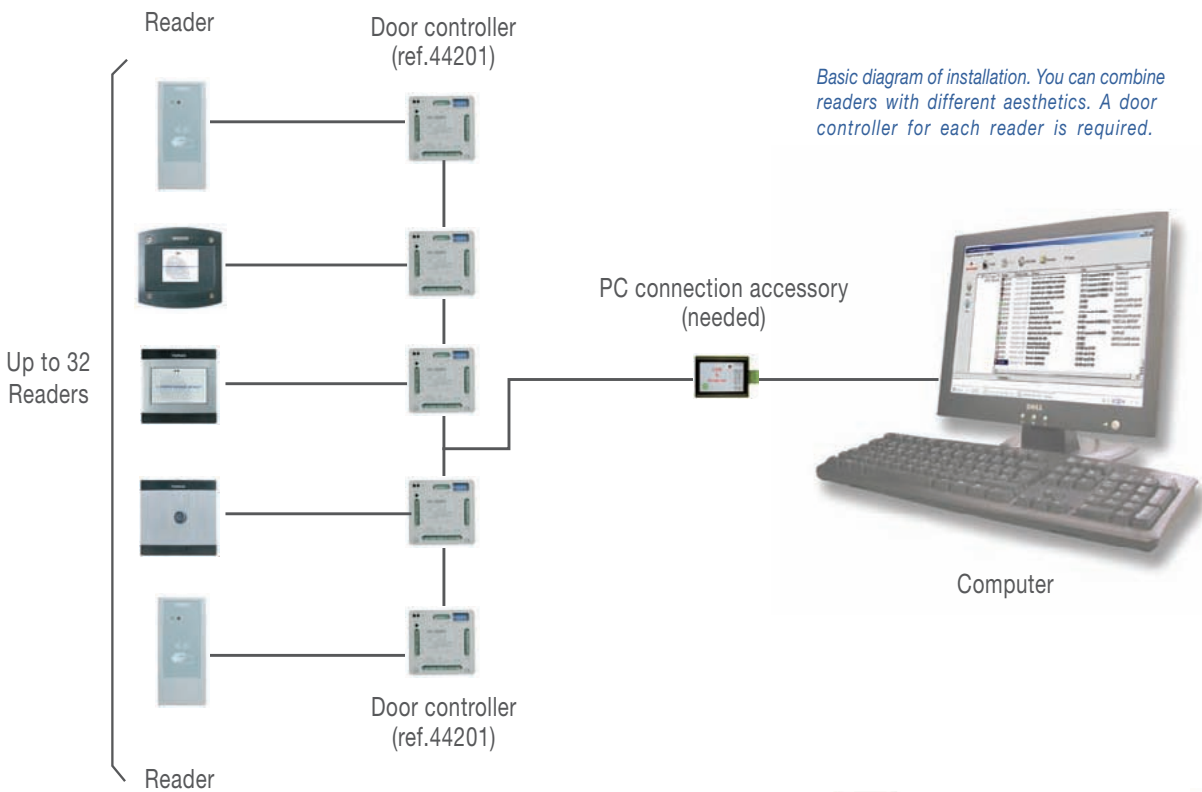
Ref. 24651

NOTE: To increase the number of users with digital emitters (ref.24651), please consult the Centralized Access Control section.

STAND-ALONE ACCESS CONTROL IN NETWORK

These are indicated when you need an access control system comprising several accesses (up to 32 readers). Management and maintenance are done simply and intuitively. PC and software are required for events viewing and management of schedules and users.

- It is possible to extend the number of accesses by adding more cells or sections.
- Allows user authorizations and cancellations from a PC or any reader in the installation.
- The software handles user authorizations/cancellations and permits/restrictions by accesses.
- Use of a battery module with battery is recommended (ref.2060 and ref.2070) as a protection mechanism against power cuts.



READERS AND IDENTIFIERS	
4560	LOFT WG PROXIMITY READER
4490	CITY WG PROXIMITY READER
4510	BRUTO WG PROXIMITY READER
2315	CITY CONTACT READER
4550	LOFT WG PROXIMITY/KEYPAD READER
4480	CITY WG PROXIMITY/KEYPAD READER
23361	ISO PROXIMITY CARD
2336	PROXIMITY CARD WITH MAGNETIC STRIP
44501	PROXIMITY KEYRING
2328	CONTACT KEY



DOOR CONTROLLER

44201 DOOR CONTROLLER

Includes PC software. Accepts wiegand-26 bit or magstrip readers. Incorporates one relay to activate the lock release and another for auxiliary functions. Accepts a reader for entrance and another for exit, exit button, door sensor, free access button. Necessary for vehicle accesses for connection of the detection turns or to use readers of long reading range. Permits unblocking of the door during certain times. Is installed in 100x100mm boxes.



Ref. 44201

PC CONNECTION ACCESSORIES

24661 ADAPTOR USB TO RS-485

Enables Central Unit programming by PC in FXL network and connection by USB.

2338 ADAPTOR RS-485. DIN6

Necessary for a permanent connection between the PC and the central unit. For distances of over 30 metres, install the adapter outside the centralisation cabinet, near the PC. Maximum distance to the exchange 1.200 metres.

1087 IP REMOTE MANAGEMENT MODULE

Is connected to the central unit by means of the adaptor Ref.2466. Permits communication between the management computer and the installation using the computer network (Ethernet), avoiding additional cabling. Remote management via internet is possible if there are no protection devices (Firewall) in the computer installation.

Diagram of installation with Ref. 24661

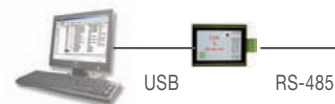


Diagram of installation with Ref. 2338



Diagram of installation with Ref. 1087



CENTRALISED ACCESS CONTROL

FERMAX has two centralised access control systems: **MDS** and **CAC**. The Centralised Access Control allows complex installations with several accesses and additional functions. **MDS** allows to integrate audio/video, internal communication, home automation and access control. **CAC** is designed for more advanced automation functions and access control exclusively. The installation and wiring in both systems are identical, changing the Central Unit and the software included. In both systems, programming the installation is done by PC and software in a highly intuitive Windows environment. The connection between the PC and the installation can be direct (RJ-485) or remote (MODEM/IP). The data can be updated and the installation monitored from different PCs (multi-station).

CENTRALISATION

The centralisation of the system contains the Central Unit, power supply, battery and module for communications with the PC. We recommend you to use an emergency power supply system. In installations with large distances, it will be necessary to install additional power supplies at the access in order to avoid voltage drops in the cabling.

4410 CAC CENTRAL UNIT. VALID FOR CAC

For advanced access control functions and home automation only. Each Central Unit allows:

- 2.048 users.
 - 32 doors. Each door can be configured with special time schedules: free access, restricted access, input of PIN code. It can manage one reader to enter and another to exit through the same door.
 - 64 groups of users (profiles). Each one defines the restrictions that are applied to the group by means of the assignation of up to 3 Areas and 3 Timetables.
 - 4 special profiles without restrictions.
 - 32 Areas. Defines the doors to which access is permitted.
 - 32 Timetables. Defines the periods of time during which access is permitted to users.
 - Holidays (20 holidays and 3 holiday periods).
 - Recording of the last 3.000 incidents (entries, exits, accesses denied, alerts, etc.)
 - Capable to manage 1.000 intercommunication panels/1.000 sensors/1.000 relays.
- Includes 4 software PC for access control:

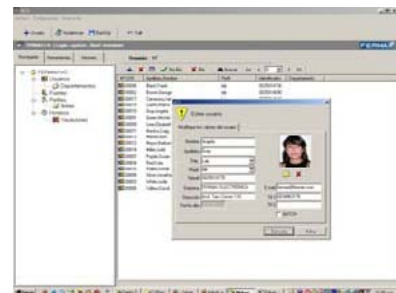
- **CAC Data Base Server.**
- **CAC Server (SQL database management)**
- **CAC Access.** The software is user friendly and highly intuitive, since the framework is similar to Outlook© and all the options can be seen in a hierarchic tree: doors, user profiles, schedules, automation.
- **CAC Time&Attendance.** Presence control for employee payroll preparation. Using the same access control readers, it is possible to calculate hours worked, delays and overtime, defining which readers are used for clocking in and out.

2405 MDS CENTRAL UNIT. VALID FOR MDS

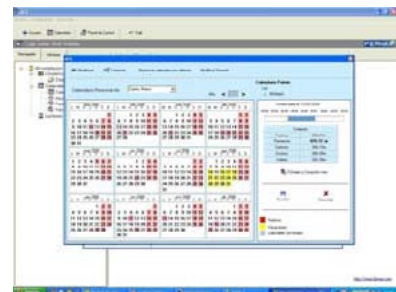
For applications of access control combined with audio/video door entry system. In individual blocks: manages up to 32 accesses (any of them may be audio/video). For more audio/video accesses, 2 access switchers ref.2379 will be required. In residential areas: up to 31 accesses can be handled per Central Unit (if the accesses are audio/video, 2 access switchers ref.2379 will be required). Includes WINCOMPLUS software for PC configuration. Memory for incidents record also included.



Ref. 4410



CAC Access



CAC Time&Attendance



Ref. 2405

VALID ACCESSORIES FOR BOTH SYSTEMS (CAC and MDS)

- 4813 POWER SUPPLY 12VDC/2A. DIN6**
General power supply. 1 power supply for each 6 accesses is required.
- 2060 BATTERY ADAPTOR 12V. DIN6**
Installed between the power supply and the system. Has a connector to link with an external PB-Acid battery. If the input voltage dropped down at a level lower than 11Vdc it automatically switches to the battery.
- 2070 BATTERY 12V/2,2A -LEAD-ACID**
- 2337 BATTERY 12V/7A -LEAD-ACID**
- 2339 MDS REPEATER**
Necessary for distances of over 1.200 metres between door controllers or decoders and the central unit. It is inserted into the connection bus, from which it receives power. Format DIN 10.
- 2550 CENTRALISATION CABINET**
Incorporates internal DIN rail. Dimensions: 400x300x200mm.



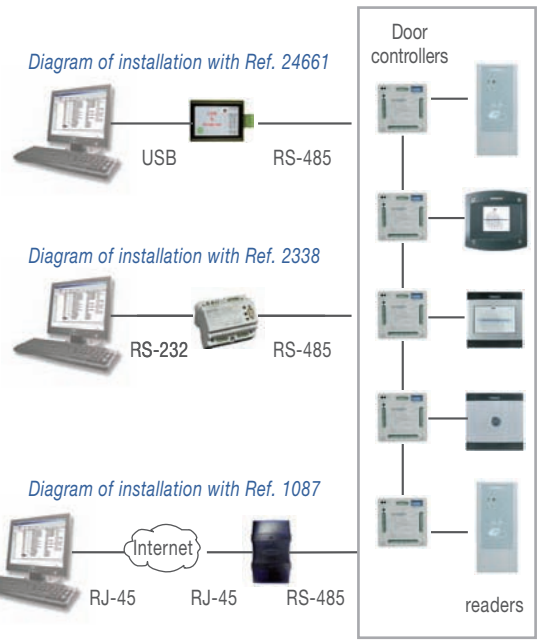
Ref. 4813



Ref. 2339

PC CONNECTION ACCESSORIES

- 24661 ADAPTOR USB TO RS-485**
Enables Central Unit programming by PC in FXL network and connection by USB.
- 2338 RS-485 ADAPTOR. DIN6**
Necessary for a permanent connection between the PC and the central unit. For distances of over 30 metres, install the adapter outside the centralisation cabinet, near the PC. Maximum distance to the exchange 1.200 metres.
- 2466 DECODER PROGRAMMING MODULE**
Is used to assign addresses and parameters to the decoders from the PC along with the software included (DECOWIN). It also makes it possible to connect the IP adaptor to the central unit.
- 1087 IP REMOTE MANAGEMENT MODULE**
Is connected to the central unit by means of the adaptor Ref.2466. Permits communication between the management computer and the installation using the computer network (Ethernet), avoiding additional cabling. Remote management via internet is possible if there are no protection devices (Firewall) in the computer installation.
- 2349 DESKTOP PROXIMITY READER**
To activate proximity identifiers easily and rapidly in the PC using the management software. RS-232 Connection.



READERS WITH CONTROLLER INTEGRATED

Readers include flush-fit casing. Optionally, may be surface mounted.

PROXIMITY

- 23351 CITY PROXIMITY READER/CONTROLLER**
Accessory: Surface box ref. 8951 (Series 1)
- 2552 BRUTO PROXIMITY READER/CONTROLLER**
Accessory: Surface box ref. 2778



Ref. 23351



Ref. 2552

KEYPAD**23291 CITY KEYPAD READER/CONTROLLER**

Accessory: Surface box ref. 8951 (Series 1)

2553 BRUTO KEYPAD READER/CONTROLLER

Accessory: Surface box ref. 2778



Ref. 23291



Ref. 2553

CONTACT**23261 CITY CONTACT READER/CONTROLLER**

Accessory: Surface box ref. 8951 (Series 1)

2554 BRUTO CONTACT READER/CONTROLLER

Accessory: Surface box ref. 8951



Ref. 23261



Ref. 2554

RADIO FREQUENCY. RF**1065 CENTRALISED RF READER**

Allows 2.000 users or 2.000 RF digital or dual emitters (ref.24651 and ref.25511).



Ref. 1065

COMBINED**2327 READER CONTROLLER PROXIMITY/DISPLAY/KEYPAD**

Combines 2 technologies: Proximity and keypad for more security.

Accessory: Surface box ref. 8955 (Serie 5)

2325 READER CONTROLLER CONTACT/ DISPLAY/KEYPAD

Combines 2 technologies: Contact and keypad for more security.

Accessory: Surface box ref. 8955 (Serie 5)

23411 CONTROLLER KEYPAD WITH DISPLAY**2660 BRUTO READER CONTROLLER PROXIMITY/DISPLAY/KEYPAD**

Combines 2 technologies: Contact and keypad for more security.

Accessory: Surface box ref.2301



Ref. 2327



Ref. 2325



Ref. 23411



Ref. 2660

ACCESSORIES

These controllers require an external relay to activate a lock-release with consumption greater than 500 mA or inverted functioning:

2013 AUXILIARY RELAY**2430 8-RELAY DECODER**

Secure activation of the lock-release, from the inside.

READER WITHOUT INTEGRATED CONTROLLER (EXTERNAL)

Recommended for higher security applications, where the electronics is located in an independent controller (ref.4420). One per reader is required.

4420 DOOR CONTROLLER

Accepts wiegand-26 bit or magstrip readers. Incorporates one relay to activate the lock release and another for auxiliary functions. Accepts a reader for entrance and another for exit, exit button, door sensor, free access button. Necessary for vehicle accesses for connection of the detection turns or to use readers of long reading range. Permits unblocking of the door during certain times. Is installed in 100x100mm boxes. The door controller accepts these readers:



Ref. 4420

- 4490 CITY WG PROXIMITY READER
- 4510 BRUTO WG PROXIMITY READER
- 4560 LOFT WG PROXIMITY READER

- 2315 CITY CONTACT READER

- 4480 CITY WG PROXIMITY/KEYPAD READER
- 4450 LOFT WG PROXIMITY/KEYPAD READER

- 4470 PROXIMITY/FINGERPRINT READER
- 4440 MIFARE PROXIMITY CARD
- 4460 FINGERPRINT PROGRAMMING KIT

Necessary for the professional to manage authorizations/cancellations.



Ref. 4490



Ref. 4510



Ref. 4560



Ref. 2315



Ref. 4480



Ref. 4450



Ref. 4470

IDENTIFIERS

- 23361 ISO PROXIMITY CARD
- 2363 PROXIMITY CARD KIT with silkscreen printing
- 2336 PROXIMITY CARD W/MAGNETIC BAND
- 44501 PROXIMITY KEYPING
- 24651 RF DIGITAL EMITTER
- 25511 RF DUAL EMITTER
- 2328 CONTACT KEY



Ref. 23361



Ref. 2363



Ref. 2336



Ref. 44501

INTERCOM

- 2537 GUARD UNIT

The Central Unit can manage a radial intercommunication system between interphone panels and a central guard unit, to allow access to visitors, attend emergency calls, etc. The interphone panels are connected to the central unit by an 8-wire "decoder bus" (tubing ref.5918) through the panel decoders. The connection between panel and decoder is made by means of six 0.5 mm² wires (ref.5922).

- 8300 CITY PANEL 101

Include flush-mounted box. Surface box ref.8951 optional.

- 2246 BRUTO PANEL 101

Include flush-mounted box. Surface box ref.2303 optional.

- 2436 4-PANEL DECODER

Manage up to 4 intercommunication panels. DIN 10.



Ref. 2537



Ref. 8300



Ref. 2246



Ref. 2436

TECHNICAL ALARMS AND HOME AUTOMATION

It is possible to monitor different sensors to communicate the incidents on the synoptic screen or the central console or to activate different relays (ref. 2430), depending on the origin of the incident. These sensors are managed by means of 'sensor decoders' and communicate with the Central Unit via the decoder bus. The sensors must be potential-free contact and can be configured for NO or NC operation. Each identifier may be associated with the activation or commutation of a relay from a determined reader or the arming/disarming of a sensor.

2429 8-SENSOR DECODER

It handles 8 sensors: door contacts, presence, flooding ...

2430 8-RELAY DECODER

Manages 8 relays 2A, configurable NO or NC.

ACCESSORIES

8951 CITY SURFACE BOX S1

8955 CITY SURFACE BOX S5

2778 BRUTO SURFACE BOX 1M

2303 KIT BRUTO SURFACE BOX

5918 CONNECTION CABLE (1m)

4x1 mm² + 1 twisted pair, (rolls of 100 mts).

5922 INTERCOMMUNICATION CABLE (1m)

6x0,5mm². (rolls of 100 mts).

4475 POWER CUT-OFF

There are two types of intercommunication: ALL WITH ALL and RADIAL.

1. ALL-WITH-ALL INTERCOMMUNICATION

System for communication between terminals in which any one of them can make and receive calls to/from all the others. Requires installation.

PALACE BUS-3 SYSTEM

- Maximum Capacity: Up to 12 terminals (12 different extensions arranged in 2 groups).
- Installation: 3-wire BUS of 1 mm² cross-section.
- Maximum Distance: 100 m.
- Communication characteristics: 1 secret conversation channel.
- Power supply: A power supply Ref. 88039 is required, common to all.

8086 INTERCOM BUS-3 PALACE TELEPHONE

Surface model.


8040 DESKTOP INTERCOM BUS-3 PALACE TELEPHONE

Desktop model.

88039 MULTIWAYS POWER SUPPLY

DIN 6 format elements. Only one power supply is required for the entire system.

NOTE: If you would like intercom functions combined audio door or video door entry function, please consult Conventional System.



2. RADIAL INTERCOMMUNICATION

INTERCOM ADS

High-capacity radial intercommunication system. The installation is simply a 3-wire BUS to which the secondary devices are connected.

- Capacity: up to 199 secondary devices.
- Installation: 3-wire BUS.
- Maximum distance: 200 m. with a cross-section of 2 mm².
- Communication characteristics: 1 conversation channel. Secret communication.
- Call identification and hold at the central unit.
- Power supply: The system uses an 18 V DC power supply.


CENTRAL

2536 ADS CITYMAX GUARD UNIT

Equipment with informative display screen that indicates which phone the call is coming from. Capacity: up to 199 terminals. 1 conversation channel. Secret communication. With call hold. Power supply: 18 V DC.

4812 POWER SUPPLY DIN 6. 18Vdc/1,5A

For supplying Central Unit and up to 60 telephones.



SECONDARY

2451 ADS BASIC TELEPHONE

INTERCOM MDS DIRECT

Maximum-capacity radial intercommunication system. The installation between the central unit and the secondary terminals is of BUS type. Along this BUS, decoders are connected, whose mission is to distribute the audio to the terminals they control. This decoder may be of two types, depending on the characteristics of the secondary device: audio decoder and panel decoder. Can be combined in the same installation.

CENTRAL

2532 MDS DIRECT CITYMAX CENTRAL

Equipment with informative display screen able to manage up to 10.000 telephones and 1.000 panels. Can make and receive calls to/from the secondary devices. 1 conversation channel. Secret communication. With call hold: the system stores the last 20 unanswered calls from panels and the last 20 from telephones. The unit can establish communication between two telephones. Desktop-mounted. Power supply: 12 V DC. With plug-in Canon connector to easily disconnect when it is not going to be used for some time. Includes a wall-mounted connections base on which the cables are fastened.

DECODERS AND POWER SUPPLY

2436 4-WAY PANEL DECODER

With capacity for 4 panels. DIN 10 format elements.

2424 4-WAY AUDIO DECODER

With capacity for 4 telephones. DIN 10 format elements.

2425 8-WAY AUDIO DECODER

With capacity for 8 telephones. DIN 10 format elements.

4813 POWER SUPPLY 12Vdc/2A

Power supply for system of up to 100 decoders.

2060 EMERGENCY BATTERY ADAPTOR FOR ALIM.88403

For operation if the electricity supply fails. Does not include battery.

5918 BUS CABLE (1 METRE)

4 wires of 1 mm²+1 shielded twisted pair of 0.5 mm². In 100 metres rolls.

SECONDARIES

8044 BASIC CITYMAX TELEPHONE

With button for call the central equipment. Wall-mounted.

2127 TELEPHONE DECORATIVE COVER

8300 CITYLINE PANEL 1 AP 101

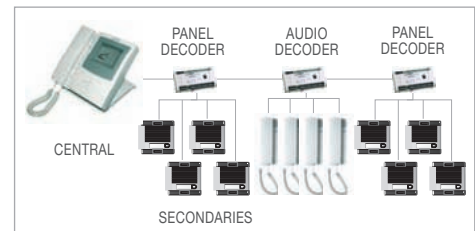
Flush-mounted box included. Dimensions: 115(W)x114(H)x45(D)mm

8301 CITYLINE PANEL 1 AP 201

With 2 buttons for call to Cenral Unit and panic call. Flush-mounted box included. Dimensions: 115(W)x114(H)x45(D)mm

2246 BRUTO PANEL 1 AP 101

Flush-mounted box included. Dimensions: 115(W)x185(H)x45(D)mm



SYSTEM CAPACITY: 10.000 telephones and 1.000 panels.
INSTALLATION: 4 wires + twisted pair.
The cross-sections will depend on the distances and the number of decoders in the installation.



Ref.2532



Ref.2436



Ref.8044



Ref.8300



Ref.2246
















TECHNICAL INFORMATION

TABLES AND DIAGRAMS

FERMAX

BUS2 SYSTEM









VIDEO DOOR ENTRY SYSTEM: CITYLINE PANEL / LOFT MONITOR

N° APARTMENTS	N° SERIE											
		PANEL	FLUSH BOX	ADDITIONAL PANEL	FLUSH BOX	JOINING BOLTS	PACK EXTENSION	BUS2 POWER SUPPLY	ADAPTATOR	DISTRIBUTOR 4 WAYS	LOFT MONITOR	LOFT CONNECTOR
		R E F E R E N C E S				8829	2441	4840	3243	3241	3220/3235	3221
Q U A N T I T Y												
1	S6	7566	8856					1	1	1	1	1
2	S6	7567	8856					1	1	1	2	2
3	S7	7575	8857					1	1	1	3	3
4	S6	7569	8856					1	1	1	4	4
5	S7	7576	8857					1	1	2	5	5
6	S7	7576	8857					1	1	2	6	6
7	S7	7577	8857					1	1	2	7	7
8	S7	7577	8857					1	1	2	8	8
9	S5	7560	8855	8630	8855	1	1	1	1	3	9	9
10	S8	7587	8858					1	1	3	10	10
11	S8	7588	8858					1	1	3	11	11
12	S8	7588	8858					1	1	3	12	12
13	S9	7594	8982					1	1	4	13	13
14	S9	7594	8982					1	1	4	14	14
15	S7	7575	8857	8709	8857	1	1	1	1	4	15	15
16	S9	7595	8982					1	1	4	16	16
17	S5	7560	8855	8628	8855	1	1	1	1	5	17	17
18	S5	7560	8855	8628	8855	1	1	1	1	5	18	18
19	S6	7565	8856	8667	8856	1	1	1	1	5	19	19
20	S6	7565	8856	8667	8856	1	1	1	1	5	20	20
21	S8	7585	8858	8750	8858	1	1	1	1	6	21	21
22	S6	7565	8856	8668	8856	1	1	1	1	6	22	22
23	S6	7568	8856	8668	8856	1	1	1	1	6	23	23
24	S6	7568	8856	8668	8856	1	1	1	1	6	24	24
25	S6	7569	8856	8668	8856	1	2	2	2	7	25	25
26	S6	7569	8856	8668	8856	1	2	2	2	7	26	26
27	S7	7577	8857	8706	8857	1	2	2	2	7	27	27
28	S7	7577	8857	8706	8857	1	2	2	2	7	28	28
29	S7	7577	8857	8719	8857	1	2	2	2	8	29	29
30	S7	7577	8857	8719	8857	1	2	2	2	8	30	30
31	S7	7577	8857	8707	8857	1	2	2	2	8	31	31
32	S7	7577	8857	8707	8857	1	2	2	2	8	32	32
33	S7	7577	8857	8708	8857	1	2	2	2	9	33	33
34	S7	7577	8857	8708	8857	1	2	2	2	9	34	34
35	S8	7586	8858	8747	8858	1	2	2	2	9	35	35
36	S8	7586	8858	8747	8858	1	2	2	2	9	36	36
37	S8	7586	8858	8748	8858	1	2	2	2	10	37	37
38	S8	7586	8858	8748	8858	1	2	2	2	10	38	38
39	S8	7587	8858	8748	8858	1	2	2	2	10	39	39
40	S8	7587	8858	8748	8858	1	2	2	2	10	40	40
42	S8	7588	8858	8748	8858	1	3	2	2	11	42	42
44	S9	7595	8982	8074	8982	1	3	2	2	11	44	44
46	S9	7584	8982	8075	8982	1	3	2	2	12	46	46
48	S9	7595	8982	8075	8982	1	3	2	2	12	48	48
50	S9	7595	8982	8076	8982	1	3	3	3	13	50	50

The whole signal distribution must be done by means of distributors. You can combine two models in the same installation: 2-Way distributor (ref.3240) and 4-Way distributor (ref.3241). * The system powers a DC electric lock (Vdc). We recommend lock release ref.3070 (normal operation). If an AC electric lock ref.3071 (normal operation) is used, an additional power supply 12Vac/1.5A (ref.4800) is required.

ADS SYSTEM

AUDIO DOOR ENTRY SYSTEM (3 wires): CITYLINE PANEL / CITYMAX TELEPHONE

N° APARTMENTS	N° SERIE								
		PANEL WITH ADS AMPLIFIER	FLUSH BOX	ADDITIONAL PANEL	FLUSH BOX	JOINING BOLTS	CALL EXTENSION	POWER SUPPLY 18 Vdc	ADS TELEPHONE
		R E F E R E N C E S				Q U A N T I T Y			
		85005	8851			8829	2441	4830	2451
1	S1	85005	8851				0	1	1
2	S1	85015	8851				0	1	2
3	S3	85605	8853				0	1	3
4	S2	85325	8852				1	1	4
5	S3	85625	8853				1	1	5
6	S3	85625	8853				1	1	6
7	S4	85915	8854				1	1	7
8	S4	85915	8854				1	1	8
9	S5	86205	8855				1	1	9
10	S5	86205	8855				1	1	10
11	S5	86215	8855				1	1	11
12	S5	86215	8855				1	1	12
13	S6	86605	8856				1	1	13
14	S6	86605	8856				1	1	14
15	S6	86615	8856				1	1	15
16	S6	86615	8856				1	1	16
17	S7	87005	8857				2	1	17
18	S7	87005	8857				2	1	18
19	S7	87015	8857				2	1	19
20	S7	87015	8857				2	1	20
21	S8	87405	8858				2	1	21
22	S8	87405	8858				2	1	22
23	S8	87415	8858				2	1	23
24	S8	87415	8858				2	1	24
25	S9	80725	8982				2	1	25
26	S9	80725	8982				2	1	26
27	S9	80735	8982				2	1	27
28	S9	80735	8982				2	1	28
29	S5	86215	8855	8628	8855	1	2	1	29
30	S5	86215	8855	8628	8855	1	2	1	30
31	S6	86615	8856	8666	8856	1	2	1	31
32	S6	86615	8856	8666	8856	1	2	1	32
33	S6	86605	8856	8667	8856	1	3	1	33
34	S6	86605	8856	8667	8856	1	3	1	34
35	S6	86615	8856	8667	8856	1	3	1	35
36	S6	86615	8856	8667	8856	1	3	1	36
37	S6	86615	8856	8668	8856	1	3	1	37
38	S6	86615	8856	8668	8856	1	3	1	38
39	S7	87015	8857	8706	8857	1	3	1	39
40	S7	87015	8857	8706	8857	1	3	1	40
41	S7	87005	8857	8707	8857	1	3	1	41
42	S7	87005	8857	8707	8857	1	3	1	42
43	S7	87005	8857	8708	8857	1	3	1	43
44	S7	87005	8857	8708	8857	1	3	1	44
45	S7	87015	8857	8708	8857	1	3	1	45
46	S7	87015	8857	8708	8857	1	3	1	46
47	S8	87405	8858	8747	8858	1	3	1	47
48	S8	87405	8858	8747	8858	1	3	1	48
49	S8	87405	8858	8747	8858	1	4	1	49
50	S8	87405	8858	8747	8858	1	4	1	50

If an AC electric lock ref.3071 is used (normal operation) an additional power supply ref.4800 is required (power supply 12Vac/1.5A).

* See Vox 199 Kits in the "Kits for Buildings" section.

ADS SYSTEM: AUDIO











AUDIO DOOR ENTRY SYSTEM (3 wires): CITYMAX PANEL / CITYMAX TELEPHONE

N° APARTMENTS																				
	8580	8853	8103	8855	8615	8857	8616	8858	8829	2516	2514	2508	2509	2510	2511	2512	2513	2501	4830	2451
	Q U A N T I T Y																			
1	1	1									1	1							1	1
2	1	1									1		1						1	2
3	1	1									1				1				1	3
4	1	1									1					1			1	4
5	1	1									1						1		1	5
6	1	1									1						1		1	6
7			1	1							1			1		1			1	7
8			1	1							1			1		1			1	8
9			1	1							1					1	1		1	9
10			1	1							1					1	1		1	10
11			1	1							1						2		1	11
12			1	1							1						2		1	12
13					1	1					1			1		2			1	13
14					1	1					1			1		2			1	14
15					1	1					1				1	2			1	15
16					1	1					1				1	2			1	16
17					1	1					1					3			1	17
18					1	1					1					3			1	18
19							1	1			1			1		3			1	19
20							1	1			1			1		3			1	20
21							1	1			1				1	3			1	21
22							1	1			1				1	3			1	22
23							1	1			1					4			1	23
24							1	1			1					4			1	24
25			2	2					1	1	1			1		4			1	25
26			2	2					1	1	1			1		4			1	26
27			2	2					1	1	1				1	4			1	27
28			2	2					1	1	1				1	4			1	28
29			2	2					1	1	1					5			1	29
30			2	2					1	1	1					5			1	30
31					2	2			1	1	1			1		5	1		1	31
32					2	2			1	1	1			1		5	1		1	32
33					2	2			1	1	1				1	5	1		1	33
34					2	2			1	1	1				1	5	1		1	34
35					2	2			1	1	1					6	1		1	35
36					2	2			1	1	1					6	1		1	36
37					2	2			1	1	1			1		6			1	37
38					2	2			1	1	1			1		6			1	38
39					2	2			1	1	1				1	6			1	39
40					2	2			1	1	1				1	6			1	40
41					2	2			1	1	1					7			1	41
42					2	2			1	1	1					7			1	42
43							2	2	1	1	1			1		7	1		1	43
44							2	2	1	1	1			1		7	1		1	44
45							2	2	1	1	1				1	7	1		1	45
46							2	2	1	1	1				1	7	1		1	46
47							2	2	1	1	1					8	1		1	47
48							2	2	1	1	1					8	1		1	48
49							2	2	1	1	1			1		8			1	49
50							2	2	1	1	1			1		8			1	50

If an AC electric lock ref.3071 is used (normal operation) an additional power supply ref.4800 is required (power supply 12Vac/1.5A).
 * See Vox 199 Kits in the "Kits for Buildings" section.

ADS SYSTEM

VIDEO DOOR ENTRY SYSTEM (3 wires+coaxial): CITYLINE PANEL / LOFT MONITOR


N° APARTMENTS	N° SERIE										
		ADS PANEL	FLUSH BOX	ADDITIONAL PANEL	FLUSH BOX	JOINING BOLTS	CAMERA	EXTENSION MODULE	POWER SUPPLY 18 Vdc	LOFT MONITOR	LOFT CONNECTOR
		R E F E R E N C E S				8829	8028	2441	4830	3311	3314
Q U A N T I T Y											
1	S4	86055					1	0	1	1	1
2	S4	86065	8854				1	0	1	2	2
3	S5	86335	8855				1	0	1	3	3
4	S5	86365	8855				1	1	1	4	4
5	S6	86835	8856				1	1	1	5	5
6	S5	86375	8855				1	1	1	6	6
7	S7	87235	8857				1	1	1	7	7
8	S6	86785	8856				1	1	1	8	8
9	S6	86795	8856				1	1	1	9	9
10	S6	86795	8856				1	1	1	10	10
11	S7	87185	8857				1	1	1	11	11
12	S7	87185	8857				1	1	1	12	12
13	S7	87195	8857				1	1	1	13	13
14	S7	87195	8857				1	1	1	14	14
15	S8	87585	8858				1	1	1	15	15
16	S8	87585	8858				1	1	1	16	16
17	S8	87595	8858				1	2	1	17	17
18	S8	87595	8858				1	2	1	18	18
19	S9	80775	8982				1	2	1	19	19
20	S9	80775	8982				1	2	1	20	20
21	S9	80785	8982				1	2	1	21	21
22	S9	80785	8982				1	2	1	22	22
23	S5	86215	8855	8639	8855	1	1	2	1	23	23
24	S5	86215	8855	8639	8855	1	1	2	1	24	24
25	S6	86795	8856	8666	8856	1	1	2	1	25	25
26	S6	86795	8856	8666	8856	1	1	2	1	26	26
27	S6	86605	8856	8680	8856	1	1	2	1	27	27
28	S6	86605	8856	8680	8856	1	1	2	1	28	28
29	S6	86605	8856	8681	8856	1	1	2	1	29	29
30	S6	86605	8856	8681	8856	1	1	2	1	30	30
31	S6	86615	8856	8681	8856	1	1	2	1	31	31
32	S6	86615	8856	8681	8856	1	1	2	1	32	32
33	S7	87195	8857	8706	8857	1	1	3	1	33	33
34	S7	87195	8857	8706	8857	1	1	3	1	34	34
35	S7	87005	8857	8720	8857	1	1	3	1	35	35
36	S7	87005	8857	8720	8857	1	1	3	1	36	36
37	S7	87015	8857	8720	8857	1	1	3	1	37	37
38	S7	87015	8857	8720	8857	1	1	3	1	38	38
39	S7	87015	8857	8721	8857	1	1	3	1	39	39
40	S7	87015	8857	8721	8857	1	1	3	1	40	40
41	S8	87595	8858	8746	8858	1	1	3	2	41	41
42	S8	87595	8858	8746	8858	1	1	3	2	42	42
43	S8	87405	8858	8760	8858	1	1	3	2	43	43
44	S8	87405	8858	8760	8858	1	1	3	2	44	44
45	S8	87405	8858	8761	8858	1	1	3	2	45	45
46	S8	87405	8858	8761	8858	1	1	3	2	46	46
47	S8	87415	8858	8761	8858	1	1	3	2	47	47
48	S8	87415	8858	8761	8858	1	1	3	2	48	48
49	S9	80785	8982	8074	8982	1	1	4	2	49	49
50	S9	80785	8982	8074	8982	1	1	4	2	50	50

The list of material corresponds to a basic project. Material needed can vary for installations with additional elements and functions. In video door entry systems, it is necessary to use Video Distributors per floor (not included in material list shown in the table). There are two models that may be combined in an installation: 2 Output Video Distributor (ref.2448) and 4 Output Video Distributor (Ref.2449). If an AC electric lock ref.3071 is used (normal operation) an additional power supply ref.4800 is required (power supply 12Vac/1.5A).

* See Video Kits (1 to 3 lines), Building Video Kits (from 4 to 24 lines) and 199 Video Kits in the "Kits" section.

ADS SYSTEM

VIDEO DOOR ENTRY SYSTEM (3 wires+coaxial): CITYMAX PANEL / LOFT MONITOR








N° APARTMENTS																							
	8580	8853	8103	8855	8615	8857	8616	8858	8829	2516	2514	2508	2509	2510	2511	2512	2513	8028	2501	4830	3311	3314	
	Q U A N T I T Y																						
1			1	1						1	1									1		1	1
2			1	1						1					1					1		1	2
3			1	1						1						1				1		1	3
4			1	1						1						1				1		1	4
5			1	1						1							1			1		1	5
6			1	1						1							1			1		1	6
7					1	1				1				1			1			1		1	7
8					1	1				1				1			1			1		1	8
9					1	1				1						1		1		1		1	9
10					1	1				1						1		1		1		1	10
11					1	1				1							2		1		1	1	11
12					1	1				1							2		1		1	1	12
13							1	1		1					1		2		1		1	1	13
14							1	1		1					1		2		1		1	1	14
15							1	1		1						1	2		1		1	1	15
16							1	1		1						1	2		1		1	1	16
17							1	1		1							3		1		1	1	17
18							1	1		1							3		1		1	1	18
19			2	2					1	1	1				1		3		1		1	1	19
20			2	2					1	1	1				1		3		1		1	1	20
21			2	2					1	1	1					1	3		1		1	1	21
22			2	2					1	1	1					1	3		1		1	1	22
23			2	2					1	1	1						4		1		1	1	23
24			2	2					1	1	1						4		1		1	1	24
25					2	2			1	1	1				1		4		1	1	1	1	25
26					2	2			1	1	1				1		4		1	1	1	1	26
27					2	2			1	1	1					1	4		1	1	1	1	27
28					2	2			1	1	1					1	4		1	1	1	1	28
29					2	2			1	1	1						5		1	1	1	1	29
30					2	2			1	1	1						5		1	1	1	1	30
31					2	2			1	1	1				1		5		1		1	1	31
32					2	2			1	1	1				1		5		1		1	1	32
33					2	2			1	1	1					1	5		1		1	1	33
34					2	2			1	1	1					1	5		1		1	1	34
35					2	2			1	1	1						6		1		1	1	35
36					2	2			1	1	1						6		1		1	1	36
37							2	2	1	1	1				1		6		1	1	1	1	37
38							2	2	1	1	1				1		6		1	1	1	1	38
39							2	2	1	1	1					1	6		1	1	1	1	39
40							2	2	1	1	1					1	6		1	1	1	1	40
41							2	2	1	1	1						7		1	1	2	1	41
42							2	2	1	1	1						7		1	1	2	1	42
43							2	2	1	1	1				1		7		1		2	1	43
44							2	2	1	1	1				1		7		1		2	1	44
45							2	2	1	1	1					1	7		1		2	1	45
46							2	2	1	1	1					1	7		1		2	1	46
47							2	2	1	1	1						8		1		2	1	47
48							2	2	1	1	1						8		1		2	1	48

The list of material corresponds to a basic project. Material needed may vary for installations with additional elements and functions. In video door entry systems, it is necessary to use Video Distributors per floor (not included in material list shown in the table). There are two models that may be combined in an installation: 2 Output Video Distributor (ref.2448) and 4 Output Video Distributor (Ref.2449). If an AC electric lock ref.3071 is used (normal operation) an additional power supply ref.4800 is required (power supply 12Vac/1.5A).

* See Video Kits (1 to 3 lines), Building Video Kits (from 4 to 24 lines) and 199 Video Kits in the "Kits" section.

ANALOGUE SYSTEM

AUDIO DOOR ENTRY SYSTEM (4+N): CITYLINE PANEL / CITYMAX TELEPHONE

N° APARTMENTS	N° SERIE							
		PANEL	FLUSH BOX	ADDITIONAL PANEL	FLUSH BOX	JOINING BOLTS	POWER SUPPLY 12Vac	CITYMAX BASIC TELEPHONE
R E F E R E N C E S						8829	4800	8044
						Q U A N T I T Y		
1	S1	8500	8851				1	1
2	S1	8501	8851				1	2
3	S3	8560	8853				1	3
4	S2	8532	8852				1	4
5	S5	8622	8855				1	5
5	S3	8562	8853				1	5
6	S3	8562	8853				1	6
7	S6	8662	8856				1	7
7	S4	8591	8854				1	7
8	S4	8591	8854				1	8
9	S7	8702	8857				1	9
9	S5	8620	8855				1	9
10	S5	8620	8855				1	10
11	S8	8742	8858				1	11
11	S5	8621	8855				1	11
12	S5	8621	8855				1	12
13	S9	8061	8982				1	13
13	S6	8660	8856				1	13
14	S6	8660	8856				1	14
15	S5	8623	8855	8630	8855	1	1	15
15	S6	8661	8856				1	15
16	S6	8661	8856				1	16
17	S6	8662	8856	8669	8855	1	1	17
17	S7	8700	8857				1	17
18	S7	8700	8857				1	18
19	S7	8701	8857				1	19
20	S7	8701	8857				1	20
21	S8	8740	8858				1	21
22	S8	8740	8858				1	22
23	S8	8741	8858				1	23
24	S8	8741	8858				1	24
25	S9	8072	8982				1	25
26	S9	8072	8982				1	26
27	S9	8073	8982				1	27
28	S9	8073	8982				1	28
29	S5	8621	8855	8628	8855	1	1	29
30	S5	8621	8855	8628	8855	1	1	30
31	S6	8661	8856	8666	8856	1	1	31
32	S6	8661	8856	8666	8856	1	1	32
33	S6	8660	8856	8667	8856	1	1	33
34	S6	8660	8856	8667	8856	1	1	34
35	S6	8661	8856	8667	8856	1	1	35
36	S6	8661	8856	8667	8856	1	1	36
37	S6	8661	8856	8668	8856	1	1	37
38	S6	8661	8856	8668	8856	1	1	38
39	S7	8701	8857	8706	8857	1	1	39
40	S7	8701	8857	8706	8857	1	1	40
41	S7	8700	8857	8707	8857	1	1	41
42	S7	8700	8857	8707	8857	1	1	42
43	S7	8700	8857	8708	8857	1	1	43
44	S7	8700	8857	8708	8857	1	1	44
45	S7	8701	8857	8708	8857	1	1	45
46	S7	8701	8857	8708	8857	1	1	46
47	S8	8740	8858	8747	8858	1	1	47
48	S8	8740	8858	8747	8858	1	1	48
49	S8	8740	8858	8747	8858	1	1	49
50	S8	8740	8858	8747	8858	1	1	50

If an AC electric lock ref.3071 is used (normal operation) an additional power supply ref.4800 is required (power supply 12Vac/1.5A).

* See Door Entry Kits up to 24 homes in "Kits" section.

ANALOGUE SYSTEM

AUDIO DOOR ENTRY SYSTEM (4+N): CITYMAX PANEL / CITYMAX TELEPHONE











N° APARTMENTS																				
	8580	8853	8103	8855	8615	8857	8616	8858	8829	2515	2500	2502	2503	2504	2505	2506	2507	2501	4800	8044
	Q U A N T I T Y																			
1	1	1									1	1							1	1
2	1	1									1		1						1	2
3	1	1									1			1					1	3
4	1	1									1				1				1	4
5	1	1									1						1		1	5
6	1	1									1						1		1	6
7			1	1							1				1		1		1	7
8			1	1							1				1		1		1	8
9			1	1							1					1	1		1	9
9					1	1					1		3						1	9
10			1	1							1				1	1			1	10
11			1	1							1						2		1	11
12			1	1							1						2		1	12
13					1	1					1				1		2		1	13
14					1	1					1				1		2		1	14
15					1	1					1					1	2		1	15
15			2	2					1	1	1		1	1		1	1	1	1	15
16					1	1					1					1	2		1	16
17					1	1					1						3		1	17
18					1	1					1						3		1	18
19							1	1			1				1		3		1	19
20							1	1			1				1		3		1	20
21							1	1			1					1	3		1	21
21					2	2			1	1	1	1		2	1		2	1	1	21
22							1	1			1					1	3		1	22
23							1	1			1						4		1	23
24							1	1			1						4		1	24
25			2	2					1	1	1				1		4		1	25
26			2	2					1	1	1				1		4		1	26
27			2	2					1	1	1					1	4		1	27
28			2	2					1	1	1					1	4		1	28
29			2	2					1	1	1						5		1	29
30			2	2					1	1	1						5		1	30
31					2	2				1	1	1			1		5	1	1	31
32					2	2				1	1	1			1		5	1	1	32
33					2	2				1	1	1				1	5	1	1	33
34					2	2				1	1	1				1	5	1	1	34
35					2	2				1	1	1					6	1	1	35
36					2	2				1	1	1					6	1	1	36
37					2	2				1	1	1			1		6		1	37
38					2	2				1	1	1			1		6		1	38
39					2	2				1	1	1				1	6		1	39
40					2	2				1	1	1				1	6		1	40
41					2	2				1	1	1					7		1	41
42					2	2				1	1	1					7		1	42
43							2	2		1	1	1			1		7	1	1	43
44							2	2		1	1	1			1		7	1	1	44
45							2	2		1	1	1				1	7	1	1	45
46							2	2		1	1	1				1	7	1	1	46
47							2	2		1	1	1					8	1	1	47
48							2	2		1	1	1					8	1	1	48
49							2	2		1	1	1				1	8		1	49
50							2	2		1	1	1				1	8		1	50

If an AC electric lock ref.3071 is used (normal operation) an additional power supply ref.4800 is required (power supply 12Vac/1.5A).

* See Audio Kits up to 24 homes in "Kits" section.

ANALOGUE SYSTEM


VIDEO DOOR ENTRY SYSTEM (8+coaxial): CITYLINE PANEL / LOFT MONITOR

N° APARTMENTS	N° SERIE										
		PANEL	FLUSH BOX	ADDITIONAL PANEL	FLUSH BOX	JOINING BOLTS	CAMERA	POWER SUPPLY 18Vdc	POWER SUPPLY 12Vac	LOFT MONITOR	LOFT CONNECTOR
		R E F E R E N C E S					8829	8028	4830	4800	3310
Q U A N T I T Y											
**1	S4	8605	8854				1	1	1	1	1
**2	S4	8606	8854				1	1	1	2	2
**3	S5	8633	8855				1	1	1	3	3
4	S5	8636	8855				1	1	1	4	4
5	S5	8683	8856				1	1	1	5	5
6	S6	8637	8855				1	1	1	6	6
7	S7	8723	8857				1	1	1	7	7
8	S6	8678	8856				1	1	1	8	8
9	S6	8679	8856				1	1	1	9	9
9	S8	8763	8858				1	1	1	9	9
10	S6	8679	8856				1	1	1	10	10
11	S7	8718	8857				1	1	1	11	11
12	S7	8718	8857				1	1	1	12	12
13	S7	8719	8857				1	1	1	13	13
14	S7	8719	8857				1	1	1	14	14
15	S8	8758	8858				1	1	1	15	15
16	S8	8758	8858				1	1	1	16	16
17	S8	8759	8858				1	1	1	17	17
18	S8	8759	8858				1	1	1	18	18
19	S9	8077	8982				1	1	1	19	19
20	S9	8077	8982				1	1	1	20	20
21	S9	8078	8982				1	1	1	21	21
22	S9	8078	8982	8639	8855	1	1	1	1	22	22
23	S5	8621	8855	8639	8855	1	1	1	1	23	23
24	S5	8621	8855	8666	8856	1	1	1	1	24	24
25	S6	8679	8856	8666	8856	1	1	1	1	25	25
26	S6	8679	8856	8680	8856	1	1	1	1	26	26
27	S6	8660	8856	8680	8856	1	1	1	1	27	27
28	S6	8660	8856	8681	8856	1	1	1	1	28	28
29	S6	8660	8856	8681	8856	1	1	1	1	29	29
30	S6	8660	8856	8681	8856	1	1	1	1	30	30
31	S6	8661	8856	8681	8856	1	1	1	1	31	31
32	S6	8661	8856	8706	8857	1	1	1	1	32	32
33	S7	8719	8857	8706	8857	1	1	1	1	33	33
34	S7	8719	8857	8720	8857	1	1	1	1	34	34
35	S7	8700	8857	8720	8857	1	1	1	1	35	35
36	S7	8700	8857	8720	8857	1	1	1	1	36	36
37	S7	8701	8857	8720	8857	1	1	1	1	37	37
38	S7	8701	8857	8721	8857	1	1	1	1	38	38
39	S7	8701	8857	8721	8857	1	1	1	1	39	39
40	S7	8701	8857	8746	8858	1	1	1	1	40	40
41	S8	8759	8858	8746	8858	1	1	2	1	41	41
42	S8	8759	8858	8760	8858	1	1	2	1	42	42
43	S8	8740	8858	8760	8858	1	1	2	1	43	43
44	S8	8740	8858	8761	8858	1	1	2	1	44	44
45	S8	8740	8858	8761	8858	1	1	2	1	45	45
46	S8	8740	8858	8761	8858	1	1	2	1	46	46
47	S8	8741	8858	8761	8858	1	1	2	1	47	47
48	S8	8741	8858	8074	8982	1	1	2	1	48	48
49	S9	8078	8982	8074	8982	1	1	2	1	49	49
50	S9	8078	8982				1	2	1	50	50

The list of material corresponds to a basic project. Material needed may vary for installations with additional elements and functions. In video door entry systems, it is necessary to use Video Distributors per floor (not included in material list shown in the table). There are two models that may be combined in an installation: 2 Output Video Distributor (ref.2448) and 4 Output Video Distributor (ref.2449). If an AC electric lock ref.3071 is used (normal operation) an additional power supply ref.4800 is required (power supply 12Vac/1.5A). *See Video Kits (1 to 3 lines) in "Kits" section.

ANALOGUE SYSTEM

VIDEO DOOR ENTRY SYSTEM (4+N): CITYMAX PANEL / LOFT MONITOR

N° APARTMENTS																							
	8580	8853	8103	8855	8615	8857	8616	8858	8829	2515	2500	2502	2503	2504	2505	2506	2507	8028	2501	4830	4800	3310	3315
	Q				U		A		N		T		I		T		Y						
1			1	1						1	1							1		1	1	1	1
2			1	1						1		1						1		1	1	2	2
3			1	1						1			1					1		1	1	3	3
4			1	1						1					1			1		1	1	4	4
5			1	1						1						1		1		1	1	5	5
6			1	1						1						1		1		1	1	6	6
7					1	1				1				1		1		1		1	1	7	7
8					1	1				1				1		1		1		1	1	8	8
9					1	1				1					1		1		1		1	9	9
9							1	1		1			3					1		1	1	9	9
10					1	1				1					1	1	1		1		1	10	10
11					1	1				1						2	1		1		1	11	11
12					1	1				1						2	1		1		1	12	12
13							1	1		1				1		2	1		1		1	13	13
14							1	1		1				1		2	1		1		1	14	14
15							1	1		1					1	2	1		1		1	15	15
15			2	2					1	1	1		1	1		1	1	1		1	1	15	15
16							1	1		1					1	2	1		1		1	16	16
17							1	1		1						3	1		1		1	17	17
18							1	1	1	1	1					3	1		1		1	18	18
19			2	2					1	1	1			1		3	1		1		1	19	19
20			2	2					1	1	1				1	3	1		1		1	20	20
21			2	2					1	1	1				1	3	1		1		1	21	21
21					1	1				1	1		2	1		2	1		1		1	21	21
22			2	2					1	1	1				1	3	1		1		1	22	22
23			2	2					1	1	1					4	1		1		1	23	23
24			2	2					1	1	1					4	1		1		1	24	24
25					2	2			1	1	1			1		4	1	1	1		1	25	25
26					2	2			1	1	1			1		4	1	1	1		1	26	26
27					2	2			1	1	1				1	4	1	1	1		1	27	27
28					2	2			1	1	1				1	4	1	1	1		1	28	28
29					2	2			1	1	1					5	1	1	1		1	29	29
30					2	2			1	1	1					5	1	1	1		1	30	30
31					2	2			1	1	1			1		5	1		1		1	31	31
32					2	2			1	1	1				1	5	1		1		1	32	32
33					2	2			1	1	1				1	5	1		1		1	33	33
34					2	2			1	1	1				1	5	1		1		1	34	34
35					2	2			1	1	1					6	1		1		1	35	35
36					2	2			1	1	1					6	1		1		1	36	36
37						2	2	1	1	1				1		6	1	1	1		1	37	37
38						2	2	1	1	1				1		6	1	1	1		1	38	38
39						2	2	1	1	1					1	6	1	1	1		1	39	39
40						2	2	1	1	1					1	6	1	1	1		1	40	40
41						2	2	1	1	1						7	1	1	2		1	41	41
42						2	2	1	1	1						7	1	1	2		1	42	42
43						2	2	1	1	1				1		7	1		2		1	43	43
44						2	2	1	1	1				1		7	1		2		1	44	44
45						2	2	1	1	1					1	7	1		2		1	45	45
46						2	2	1	1	1					1	7	1		2		1	46	46
47						2	2	1	1	1						8	1		2		1	47	47
48						2	2	1	1	1						8	1		2		1	48	48
49					3	3			2	2	1				1	8	1	1	2		1	49	49
50					3	3			2	2	1				1	8	1	1	2		1	50	50

The list of material corresponds to a basic project. Material needed may vary for installations with additional elements and functions. In video door entry systems, it is necessary to use Video Distributors per floor (not included in material list shown in the table). There are two models that may be combined in an installation: 2 Output Video Distributor (ref.2448) and 4 Output Video Distributor (ref.2449). If an AC electric lock ref.3071 is used (normal operation) an additional power supply ref.4800 is required (power supply 12Vac/1.5A).

** See Video Kits (1 to 3 lines) in "Kits" section.

LOFT PROJECTS

VIDEO DOOR ENTRY SYSTEM FOR BUILDINGS

FROM 1 TO 3 HOUSES PROJECTS (Installation: digital 3+coax)

Complete Video Door Entry Systems. Includes: video door entry outdoor panel, power supply and home monitor with connector.

N° APART.	REF.	DESCRIPTION
1	3340	1W LOFT VIDEO KIT
1	3350	1W LOFT PLUS VIDEO KIT (2 MONITORS)
2	3332	2W LOFT VIDEO KIT
3	3334	3W LOFT VIDEO KIT



FROM 4 TO 24 HOUSES PROJECTS (Installation: digital 3+coax)

Order the BUILDING VIDEO KIT according to the number of homes and add the necessary monitors and their connectors. The BUILDING VIDEO KIT includes the common parts of the installation: outdoor panel with TV camera b/w and pushbuttons and flush mounted box; call extension modules (ref.2441) and power supplies (ref.4830 18 Vdc and ref.4800 12 Vac). Electric lock release not included. Add the video distributors necessary. See references and prices in the table attached.

COMMON PARTS		DESCRIPTION
N° APART.	REF.	
4	3904	4W BUILDING VIDEO KIT
5	3905	5W BUILDING VIDEO KIT
6	3906	6W BUILDING VIDEO KIT
8	3908	8W BUILDING VIDEO KIT
10	3910	10W BUILDING VIDEO KIT
12	3912	12W BUILDING VIDEO KIT
14	3914	14W BUILDING VIDEO KIT
16	3916	16W BUILDING VIDEO KIT
18	3918	18W BUILDING VIDEO KIT
20	3920	20W-1 BUILDING VIDEO KIT
20	3921	20W-2 BUILDING VIDEO KIT
22	3922	22W BUILDING VIDEO KIT
24	3924	24W BUILDING VIDEO KIT



N° APART.	REF.	DESCRIPTION
1	3330	1W COLOUR LOFT VIDEO KIT
2	3333	2W COLOUR LOFT VIDEO KIT
3	3335	3W COLOUR LOFT VIDEO KIT

ELEMENTS OF THE INSTALLATION

REF.	DESCRIPTION	N° PART. REF.	SERIE/MEASURES (mm)	SERIE/MEASURES (mm)
3311	B/W DIGITAL LOFT MONITOR	14	8857	S7-115(W)x228(H)x45(D)
3314	DIGITAL LOFT CONNECTOR	16	8858	S8-115(W)x375(H)x45(D)
2448	2 WAYS VIDEO DISTRIBUTOR	18	8858	S8-115(W)x375(H)x45(D)
2449	4 WAYS VIDEO DISTRIBUTOR	20	8902	S9-115(W)x420(H)x45(D)
4812	POWER SUPPLY 18 Vdc/1,5A	20	2xref.8855+1xref.8229	S9-115(W)x420(H)x45(D)
4830	POWER SUPPLY 18Vdc/3,5A	20	8902	S5-115(W)x233(H)x45(D)
		22	8902	S9-115(W)x420(H)x45(D)
		24	2xref.8855+1xref.8229	S5-115(W)x233(H)x45(D)
		25/199	2xref.8855+1xref.8229	S5-115(W)x233(H)x45(D)



FLUSH BOXES FOR OUTDOOR PANELS

N° PART. REF.	SERIE/MEASURES (mm)	N° PART. REF.	SERIE/MEASURES (mm)
1	8854	14	8857
2	8854	16	8858
3	8855	18	8858
4	8855	20	8902
5	8856	20	2xref.8855+1xref.8229
6	8855	22	8902
8	8856	24	2xref.8855+1xref.8229
10	8856	25/199	2xref.8855+1xref.8229
12	8857		

OUTDOOR PANELS FOR KITS

KIT REF.	WAYS	KIT REF.	WAYS	KIT REF.	WAYS	KIT REF.	WAYS
3340	1	3332	2	3304	3	3305	4
3306	6	3308	8	3312	12	3314	14
3308	8	3310	10	3316	16	3320	20
3309	18	3320	20	3322	22	3324	24
3311	18	3322	22	3324	24	3326	26
3312	22	3324	24	3328	28	3330	30
3314	24	3326	26	3332	32	3334	34
3316	26	3328	28	3334	34	3336	36
3318	28	3330	30	3336	36	3338	38
3320	30	3332	32	3338	38	3340	40
3322	32	3334	34	3340	40	3342	42
3324	34	3336	36	3342	42	3344	44
3326	36	3338	38	3344	44	3346	46
3328	38	3340	40	3346	46	3348	48
3330	40	3342	42	3348	48	3350	50
3332	42	3344	44	3350	50	3352	52
3334	44	3346	46	3352	52	3354	54
3336	46	3348	48	3354	54	3356	56
3338	48	3350	50	3356	56	3358	58
3340	50	3352	52	3358	58	3360	60
3342	52	3354	54	3360	60	3362	62
3344	54	3356	56	3362	62	3364	64
3346	56	3358	58	3364	64	3366	66
3348	58	3360	60	3366	66	3368	68
3350	60	3362	62	3368	68	3370	70
3352	62	3364	64	3370	70	3372	72
3354	64	3366	66	3372	72	3374	74
3356	66	3368	68	3374	74	3376	76
3358	68	3370	70	3376	76	3378	78
3360	70	3372	72	3378	78	3380	80
3362	72	3374	74	3380	80	3382	82
3364	74	3376	76	3382	82	3384	84
3366	76	3378	78	3384	84	3386	86
3368	78	3380	80	3386	86	3388	88
3370	80	3382	82	3388	88	3390	90
3372	82	3384	84	3390	90	3392	92
3374	84	3386	86	3392	92	3394	94
3376	86	3388	88	3394	94	3396	96
3378	88	3390	90	3396	96	3398	98
3380	90	3392	92	3398	98	3400	100
3382	92	3394	94	3400	100		
3384	94	3396	96				
3386	96	3398	98				
3388	98	3400	100				
3390	100						

FROM 25 TO 199 HOUSES PROJECTS (Installation: digital 3+coax)

For installations of more than 25 homes we recommend DIGITAL PANELS WITH CODIFIED KEYPAD. Ask for the 199 DIRECT KIT which includes all the material of the common parts of the installation and add the necessary monitors and connectors according to the number of houses. The 199 DIRECT KIT includes: digital video door entry panel with directory panel, flush mounted boxes and power supply (ref.4830 18 Vdc and ref.4800 12 Vac).

COMMON PARTS		DESCRIPTION
N° APART.	REF.	
25-199	6092	199 DIRECT VIDEO KIT



B/W LOFT MONITOR		REF.3311
25-199		25-199






LOFT CONNECTOR		REF.3314
25-199		25-199

** Add the video distributors necessary. See references and prices in the table attached.
 *** The power supply included supports up to 40 homes. One power supply ref.4830 is required for every 40 additional homes.








MDS SYSTEM

EXAMPLES OF GENERAL ENTRANCES: MDS-DIGITAL SYSTEM

MDS-DIGITAL CITYLINE DOOR ENTRY GENERAL ENTRANCES







GENERAL ENTRANCE	N° SERIE					
		MDS PANEL	FLUSH BOX	CENTRAL UNIT	SWITCHER	POWER SUPPLY 12VDC
		87711	8855	2405	2379	4813
Q U A N T I T Y						
1	S5	1	1	1		1
2	S5	2	2	1	1	1
3	S5	3	3	1	2	1
4	S5	4	4	1	2	1
5	S5	5	5	1	3	1

MDS-DIGITAL CITYLINE VIDEO DOOR ENTRY GENERAL ENTRANCES










GENERAL ENTRANCE	N° SERIE							
		MDS PANEL	FLUSH BOX	CENTRAL UNIT	CAMERA	SWITCHER	POWER SUPPLY 12VDC	POWER SUPPLY 18VDC
		87701	8857	2405	8028	2379	4813	4812
Q U A N T I T Y								
1	S7	1	1	1		1	1	1
2	S7	2	2	1	1	2	1	1
3	S7	3	3	1	2	3	1	1
4	S7	4	4	1	2	4	1	1
5	S7	5	5	1	3	5	1	1

EXAMPLES OF GENERAL ENTRANCES: MDS-DIRECT SYSTEM

MDS-DIRECT CITYLINE DOOR ENTRY GENERAL ENTRANCES

GENERAL ENTRANCE	N° SERIE						
		MDS PANEL	FLUSH BOX	ADDIT. PANEL	FLUSH BOX	JOINING BOLTS	POWER SUPPLY 12VDC
		2460	8855	8613	8855	8829	4813
Q U A N T I T Y							
1	S5	1	1	1	1	1	1
2	S5	2	2	2	2	2	1
3	S5	3	3	3	3	3	1
4	S5	4	4	4	4	4	1
5	S5	5	5	5	5	5	1

MDS-DIRECT CITYLINE VIDEO DOOR ENTRY GENERAL ENTRANCES

GENERAL ENTRANCE	N° SERIE									
		MDS PANEL	FLUSH BOX	ADDIT. PANEL	FLUSH BOX	JOINING BOLTS	CAMERA	SWITCHER	POWER SUPPLY 12VDC	POWER SUPPLY 18VDC
		2461	8857	8735	8857	8829	8028	2443	4813	4812
Q U A N T I T Y										
1	S7	1	1	1	1	1	1		1	1
2	S7	2	2	2	2	2	2	1	1	1
3	S7	3	3	3	3	3	3	2	1	1
4	S7	4	4	4	4	4	4	3	1	1
5	S7	5	5	5	5	5	5	4	1	1

Note: It is necessary to add a 12 V DC electric lock Ref.3070 for each general entrance

COMBINED SYSTEMS

MDS SYSTEM IN GENERAL ENTRANCE: ADS IN INTERNAL BLOCKS

To make enclosures in MDS Systems, add the following elements for each internal block.

	INTERNAL BLOCK AUDIO	INTERNAL BLOCK VIDEO
AUDIO GENERAL ENTRANCE	Ref.2409 ADS Decoder	Ref.2409 ADS Decoder
VIDEO GENERAL ENTRANCE	Ref.2409 ADS Decoder Ref.2448 Video Distributor	Ref.2409 ADS Decoder Ref.2448 Video Distributor Ref.2450 Video ADS Selector/Switcher

For every 10 ADS decoders (ref.2409), add one 12 Vdc power supply (ref.4813).

MDS SYSTEM IN GENERAL ENTRANCE: 4+N IN INTERNAL BLOCKS

To make enclosures in MDS Systems, add the following elements for each internal block.

	INTERNAL BLOCK AUDIO	INTERNAL BLOCK VIDEO
AUDIO GENERAL ENTRANCE	Ref.1300 MDS/4+N decoder (1 for each 4 apart.) Ref.88231 Voltage distributor Ref.8811 Automatic audio switcher Ref.29001 Timmer	Ref.1300 MDS/4+N decoders (1 for each 4 apart.) Ref.88231 Alimentador Distri. Tensión Ref.8812 Automatic audio switcher Ref.29001 Timmer
VIDEO GENERAL ENTRANCE	Ref.1300 MDS/4+N decoders (1 for each 4 apart.) Ref.88231 Voltage power supply/distributor Ref.8811 Automatic audio switcher Ref.2448 Video distributor Ref.29001 Timmer	Ref.1300 MDS/4+N decoders (1 for each 4 apart.) Ref.88231 Voltage power supply/distributor Ref.8812 Automatic audio switcher Ref.2448 Video distributor Ref.29001 Timmer

For every 10 decoders (ref.1300), add one 12 Vdc power supply (ref.4813). Internal blocks up to 40 homes.

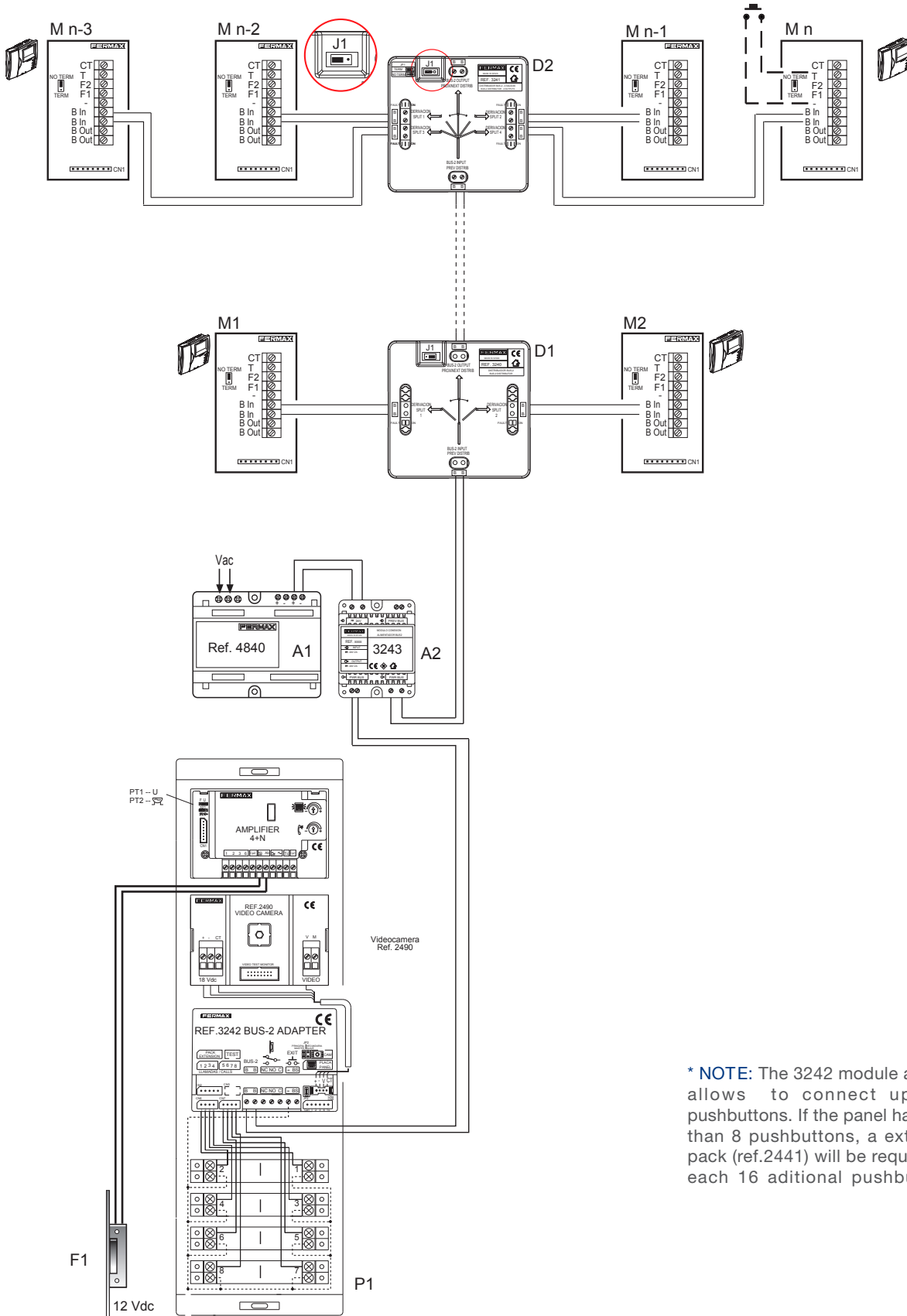
DIAGRAMS OF INSTALLATIONS

BUS2 SYSTEM

BASIC INSTALLATION OF A BUS2 VIDEO DOOR ENTRY SYSTEM AT BUILDINGS WITH 1 ACCESS AND CITYLINE PANEL

- P1** Cityline BUS2 outdoor panel (Ref.7577).
Include COLOR camera (Ref.2490)
- F1** Door lock release 12 Vdc (Ref. 3070)
- A1** Power supply 24Vdc (Ref.4840)
- A2** Bus2 power supply connexion module (Ref.3243)
- D1-D2** 2-Ways Bus2 distributor (Ref.3240) and 4-Ways Bus2 (Ref.3241)
- M1-Mn** Bus2 COLOUR Loft monitor (Ref.3230) or B/W (Ref.3220)
+ Bus2 Connector (Ref.3221)

CABLE	DISTANCE B/W	DISTANCE COLOUR
Pair Twisted 2x1,3 mm ² - CAT 2	250 m	150 m
Pair Twisted UTP 5 100 m	100 m	
Parallel cable 2x1 mm ²	120 m	100 m
Parallel cable 2x0,5 mm ²	80 m	80 m
Parallel cable 2x0,28 mm ²	70 m	25 m



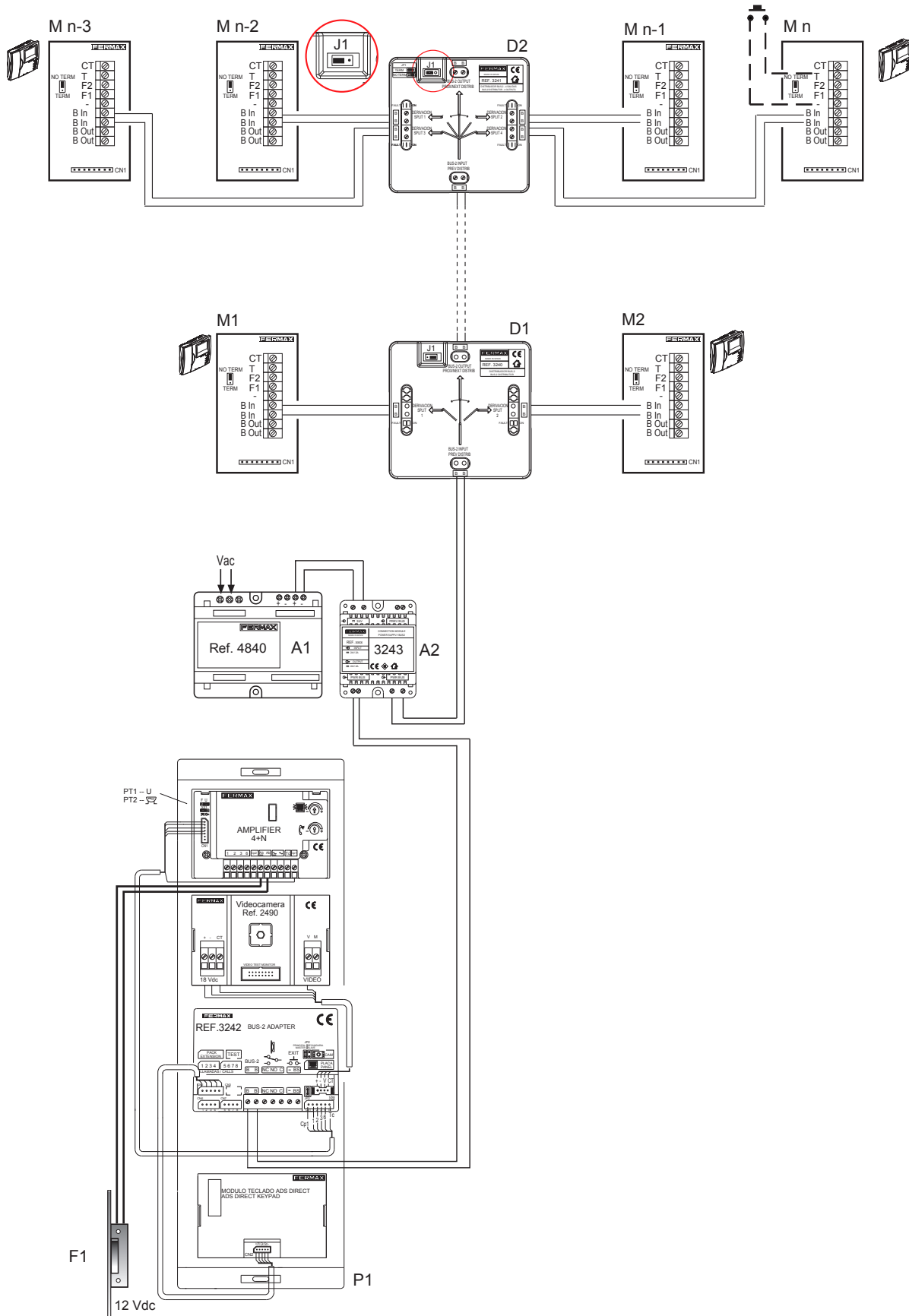
*** NOTE:** The 3242 module adaptor allows to connect up to 8 pushbuttons. If the panel has more than 8 pushbuttons, a extension pack (ref.2441) will be required for each 16 additional pushbuttons.

BUS2 SYSTEM

BASIC INSTALLATION OF A BUS2 VIDEO DOOR ENTRY SYSTEM AT BUILDINGS WITH 1 ACCESS AND DIRECT PANEL

- P1** Cityline BUS2 outdoor panel (Ref.7577).
Include COLOR camera (Ref.2490)
- F1** Door lock release 12 Vdc (Ref. 3070)
- A1** Power supply 24Vdc (Ref.4840)
- A2** Bus2 power supply connexion module (Ref.3243)
- D1-D2** 2-Ways Bus2 distributor (Ref.3240) and 4-Ways Bus2 (Ref.3241)
- M1-Mn** Bus2 COLOUR Loft monitor (Ref.3230) or B/W (Ref.3220)
+ Bus2 Connector (Ref.3221)

CABLE	B/W DISTANCE	COLOUR DISTANCE
Pair Twisted 2x1,3 mm ² - CAT 2	250 m	150 m
Pair Twisted UTP 5 100 m	100 m	
Parallel cable 2x1 mm ²	120 m	100 m
Parallel cable 2x0,5 mm ²	80 m	80 m
Parallel cable 2x0,28 mm ²	70 m	25 m

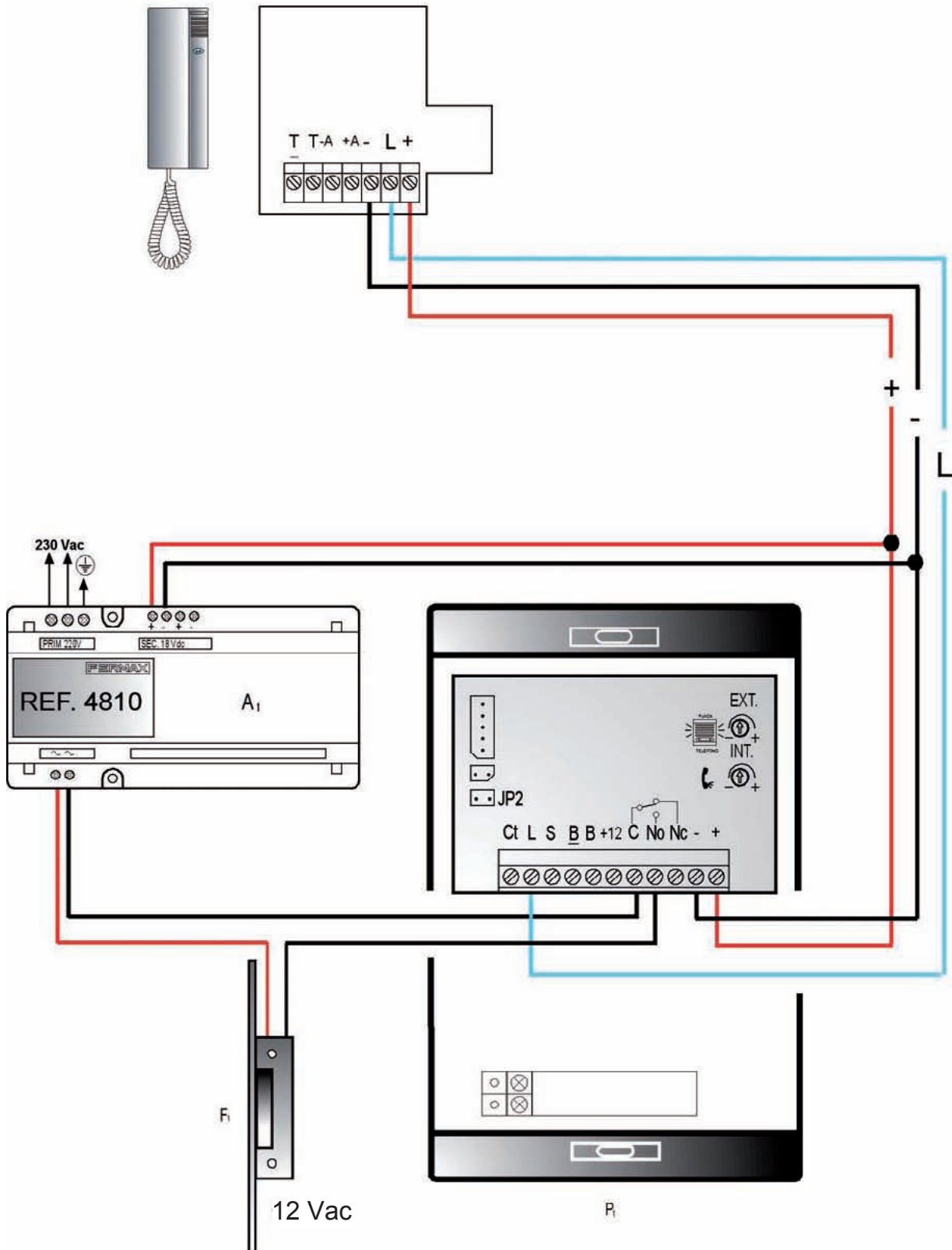


ADS SYSTEM

BASIC INSTALLATION OF 1 WAY ADS AUDIO DOOR ENTRY SYSTEM

- P1** Cityline outdoor panel Ref.6067
- F1** Door lock release Ref. 3071 12 Vac
- A1** Power supply Ref.4810
- T1** Ads Citymax telephone Ref.2451

DISTANCE up to 200 m	
Up to 50	1 mm ²
50 to 100	1.5 mm ²
100 to 200	2 mm ²



ADS SYSTEM

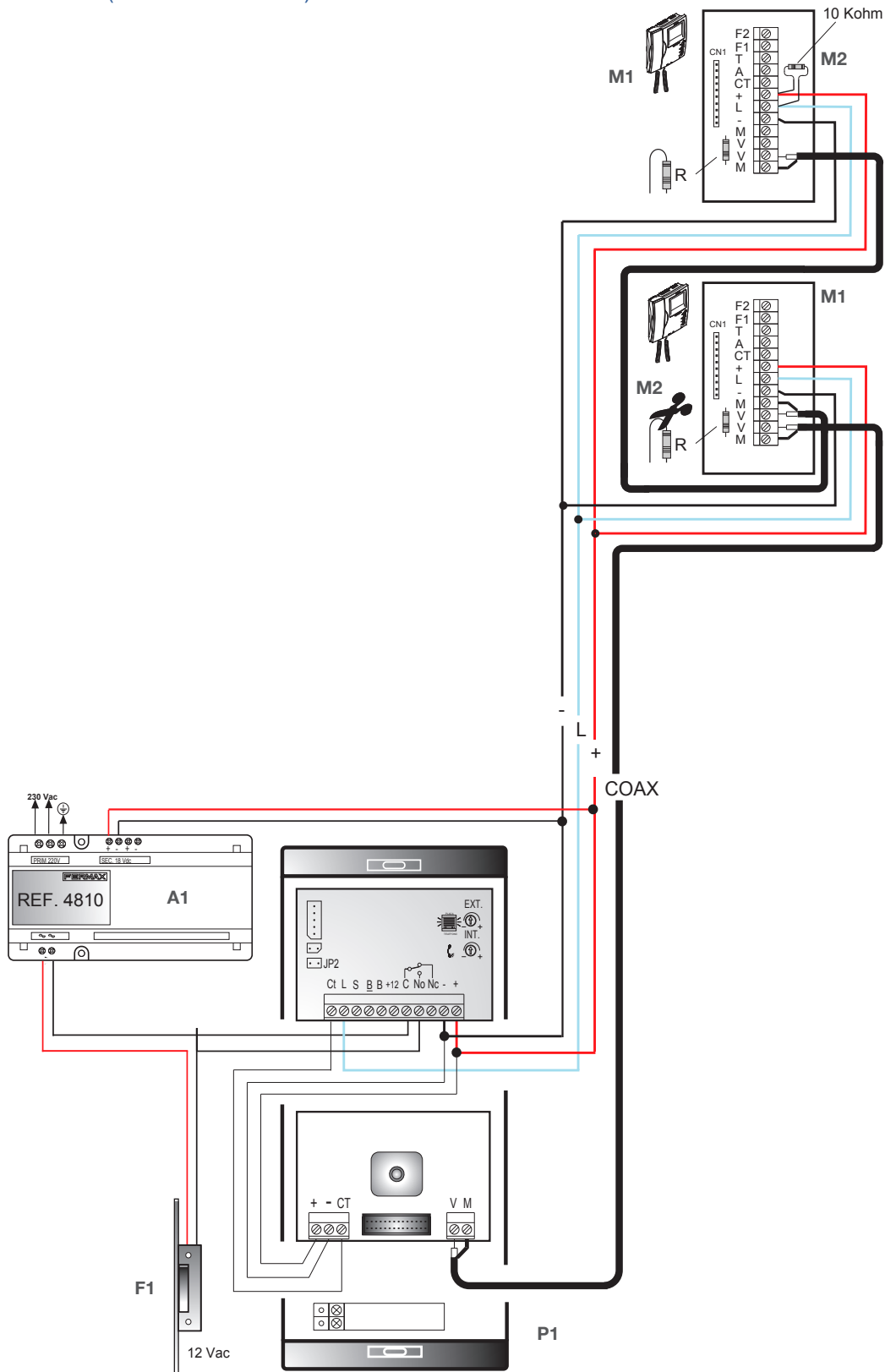
BASIC INSTALLATION OF 1 WAY ADS VIDEO KIT

Include in kit:

- P1** ADS Cityline outdoor panel Ref.6064 + Camera Ref.8028 (C1)
- F1** Door lock release Ref. 3071 12Vac
- A1** Power supply Ref.4810
- M1-Mn** ADS Loft monitor Ref.3319

DISTANCE (m)	SECTION	COAXIAL RG59
Up to 50	1 mm ²	75 Ohm.
50 to 100	1,5 mm ²	75 Ohm.
100 to 200	2 mm ²	75 Ohm.

Additional elements: (not included in kit): 1 ADS Loft monitor ref.3319

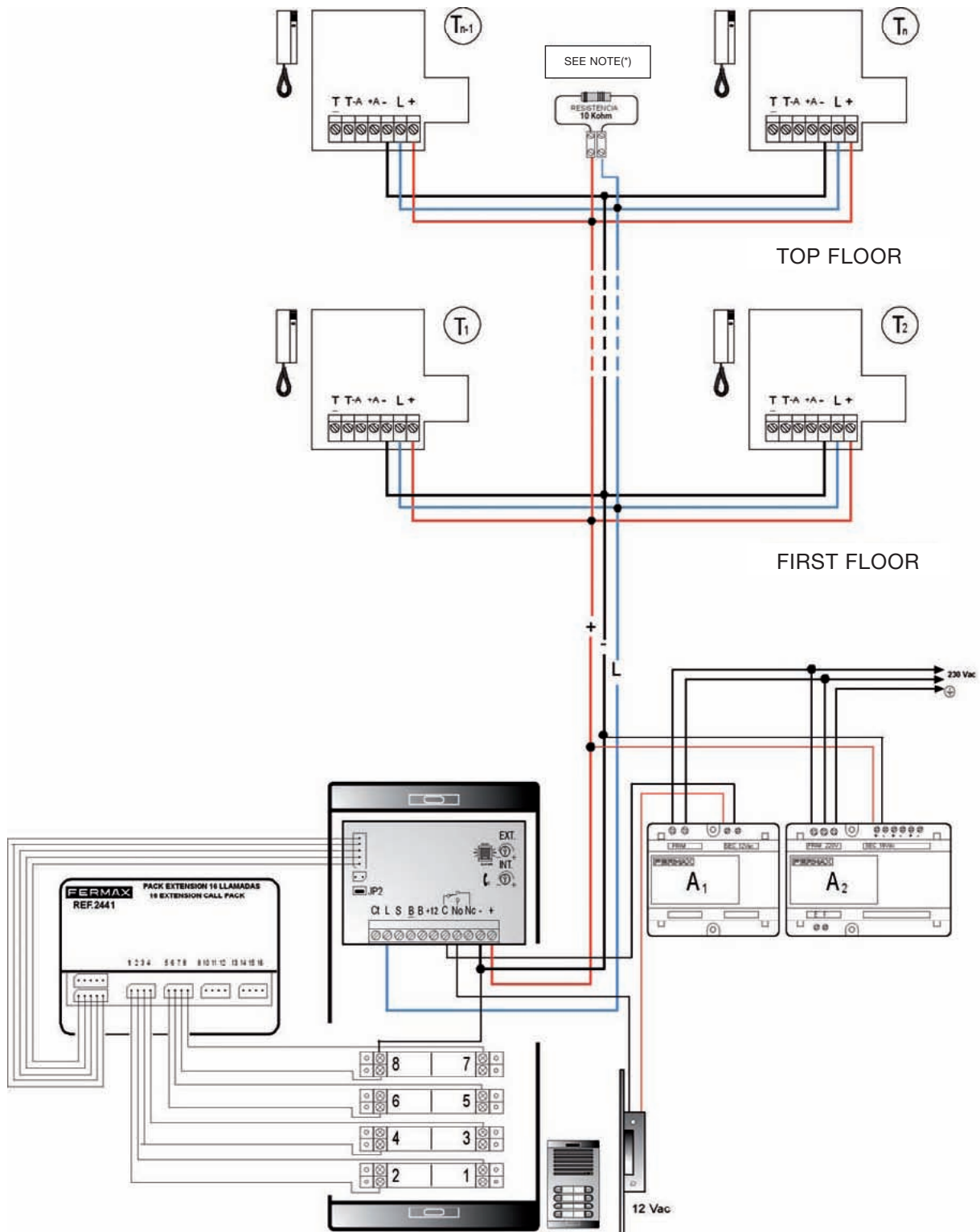


ADS SYSTEM

BASIC INSTALLATION OF ADS CITY AUDIO DOOR ENTRY SYSTEM IN BUILDINGS WITH 1 ACCESS

- P1** ADS Cityline outdoor panel + 16 ways Extension module Ref. 2441
- F1** Door lock release Ref. 3071 12 Vac
- A1** General power supply Ref. 4800
- A2** Door lock power supply Ref. 4830
- T1 - Tn** ADS Basic Telephones Ref. 2451

DISTANCE up to 200 m	
Up to 50	1 mm ²
50 to 100	1.5 mm ²
100 to 200	2 mm ²



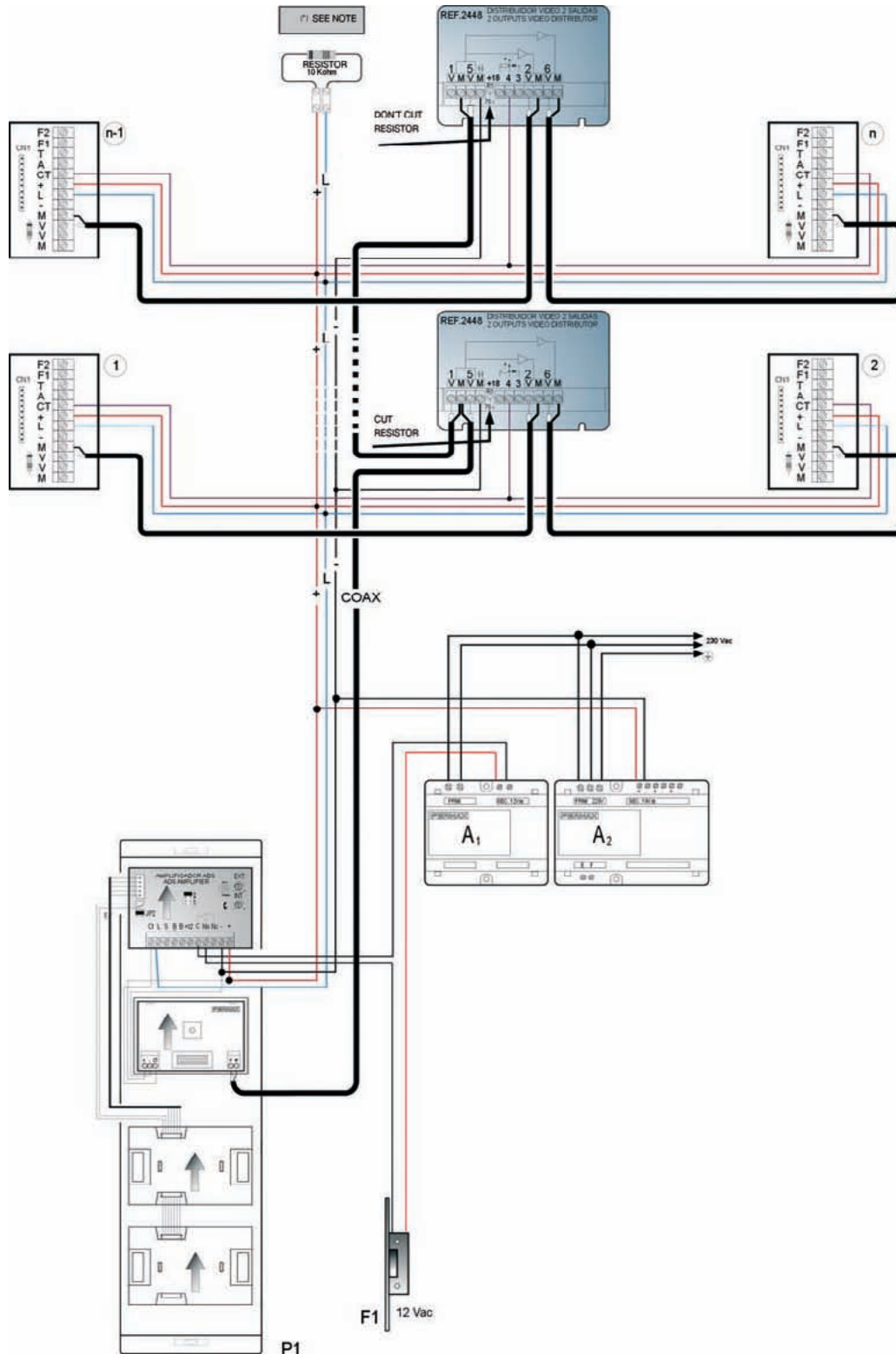
(*) NOTE: It's necessary to place a resistance of 10 Kohm between the + terminals and L at the end points of the installation.
 (**) The cabling of the panel may vary depending on the version of the amplifier.

ADS SYSTEM

BASIC INSTALLATION OF ADS CITYMAX VIDEO DOOR ENTRY SYSTEM IN BUILDINGS WITH 1 ACCESS

- P1** ADS Citymax outdoor panel +Camera Ref. 8028 (C1)
- F1** Door lock release Ref. 3071 12 Vac
- A1** General power supply Ref. 4800
- A2** Door lock power supply Ref. 4830
- D1-Dn** video 2 ways distributor Ref. 2448
- M1-Mn** ADS Loft Monitor Ref.3311 + Basic Connector Ref. 3314

DISTANCE (m)	SECTION	COAXIAL RG59
Up to 50	1 mm ²	75 Ohm.
50 to 100	1,5 mm ²	75 Ohm.
100 to 200	2 mm ²	75 Ohm.



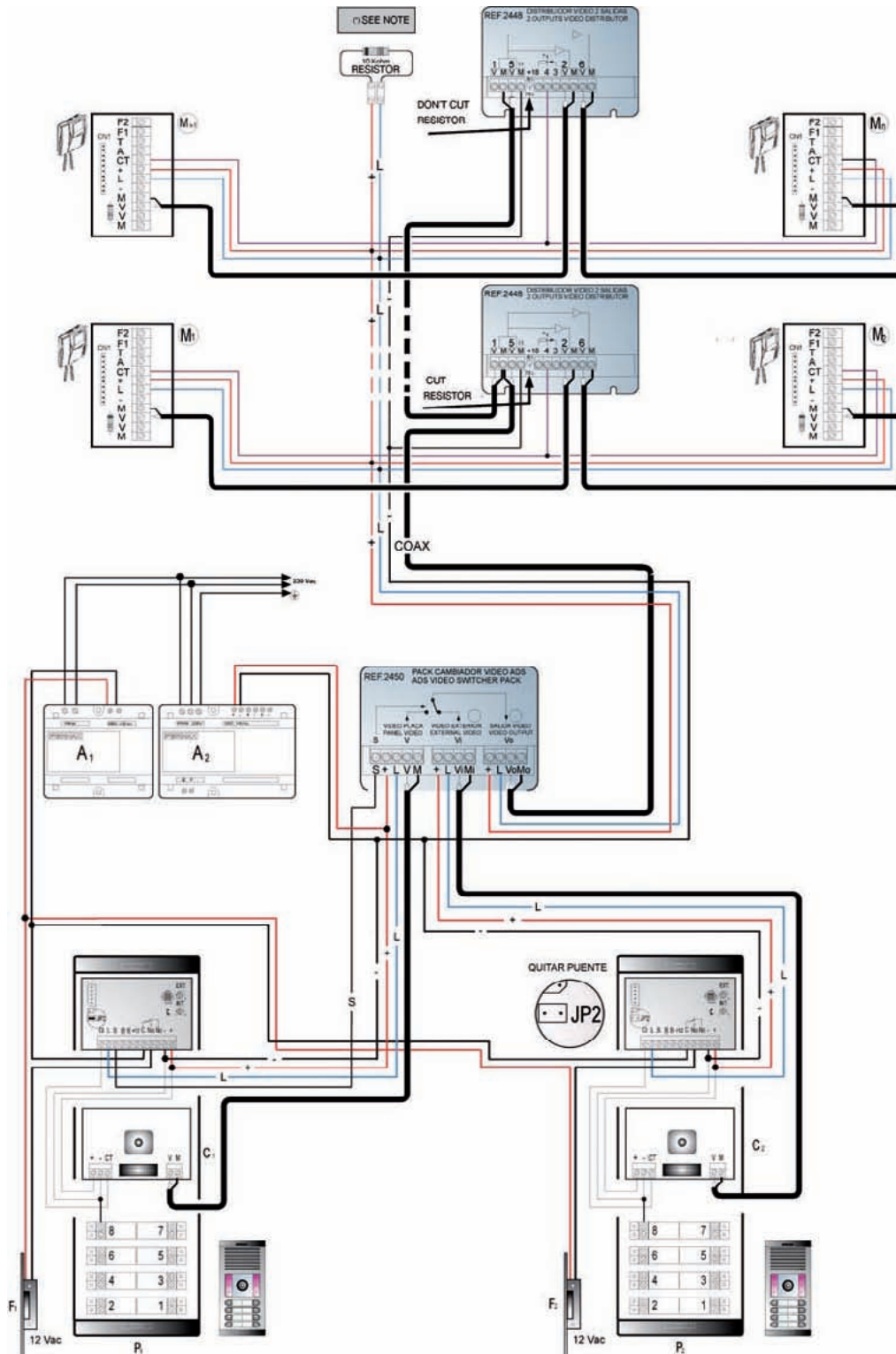
(*) NOTE: It's necessary to place a resistance of 10 Kohm between the + terminals and L at the end points of the installation.
 (**) The cabling of the panel may vary depending on the version of the amplifier.

ADS SYSTEM

BASIC INSTALLATION OF ADS CITY VIDEO DOOR ENTRY SYSTEM IN BUILDINGS WITH 2 ACCESSES

- P1-P2** ADS City outdoor panel +Camera Ref. 8028 (C1-C2)
- F1-F2** Door lock release Ref. 3071 12 Vac
- A1** General power supply Ref. 4800
- A2** Door lock power supply Ref. 4830
- D1-Dn** 2-ways video distributor Ref. 2448
- M1-Mn** ADS Loft Monitor Ref.3311 + Basic Connector Ref. 3314

DISTANCE(m)	SECTION	COAXIAL RG59
Up to 50	1 mm ²	75 Ohm.
50 to 100	1,5 mm ²	75 Ohm.
100 to 200	2 mm ²	75 Ohm.



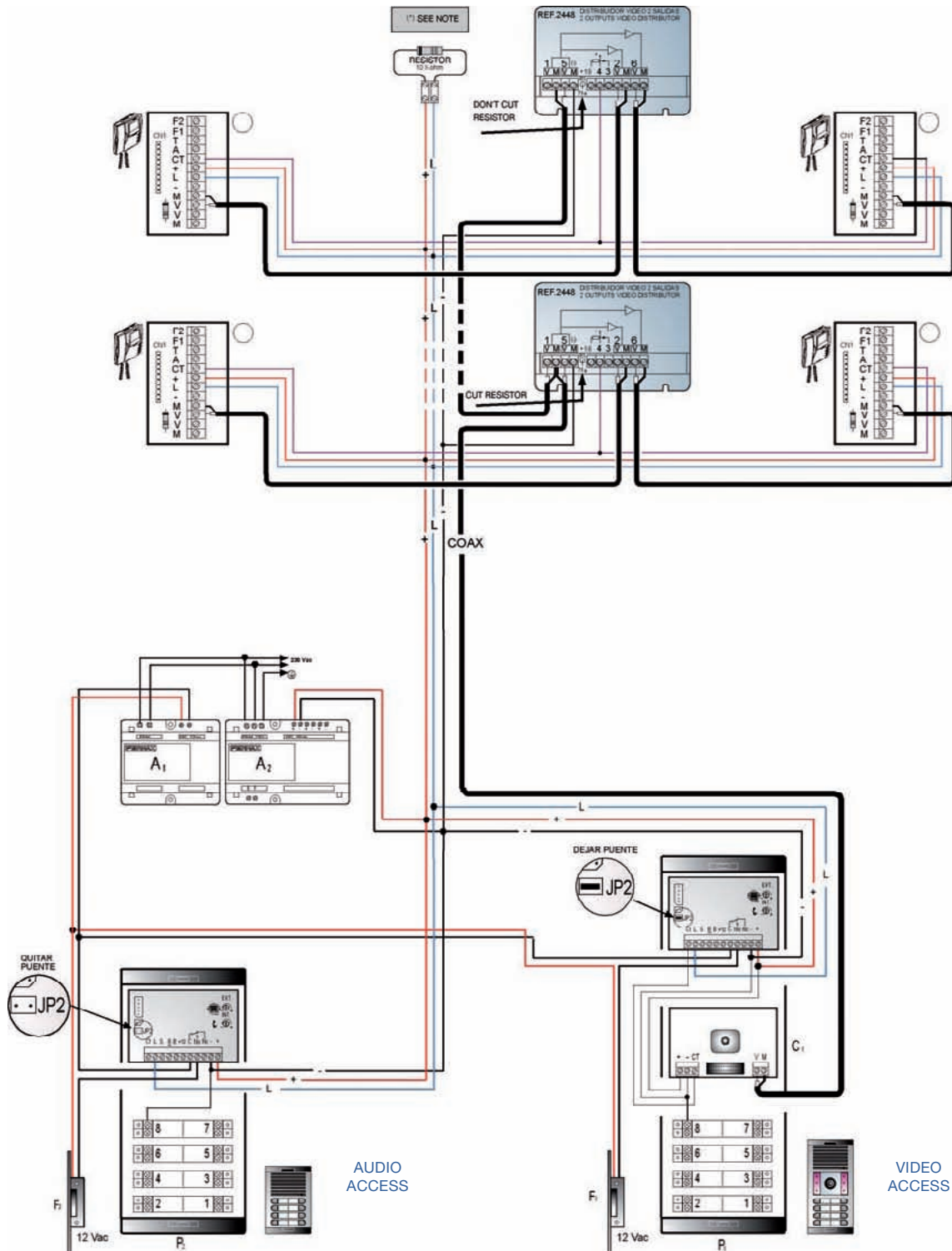
(*) NOTE: It's necessary to place a resistance of 10 Kohm between the + terminals and L at the end points of the installation.
 (**) The cabling of the panel may vary depending on the version of the amplifier.

ADS SYSTEM

INSTALACION BASICA DE UN VIDEOPORTERO ADS CITY EN EDIFICIOS DE 2 ACCESOS (1 DE AUDIO Y 1 DE VIDEO)

- P1-P1** ADS CITY outdoor panel with camera Ref.8028 (C1-C2)
- F1-F2** Door lock release Ref. 3071 12 Vac
- A1** Power supply Ref.4800
- A2** Door lock power supply Ref.4830
- D1-Dn** 2-ways video distributor Ref.2448
- M1-Mn** ADS Basic Loft Monitor Ref.3311 + Basic Connector Ref.3314

DISTANCE(m)	SECTION	COAXIAL RG59
Up to 50	1 mm ²	75 Ohm.
50 to 100	1,5 mm ²	75 Ohm.
100 to 200	2 mm ²	75 Ohm.



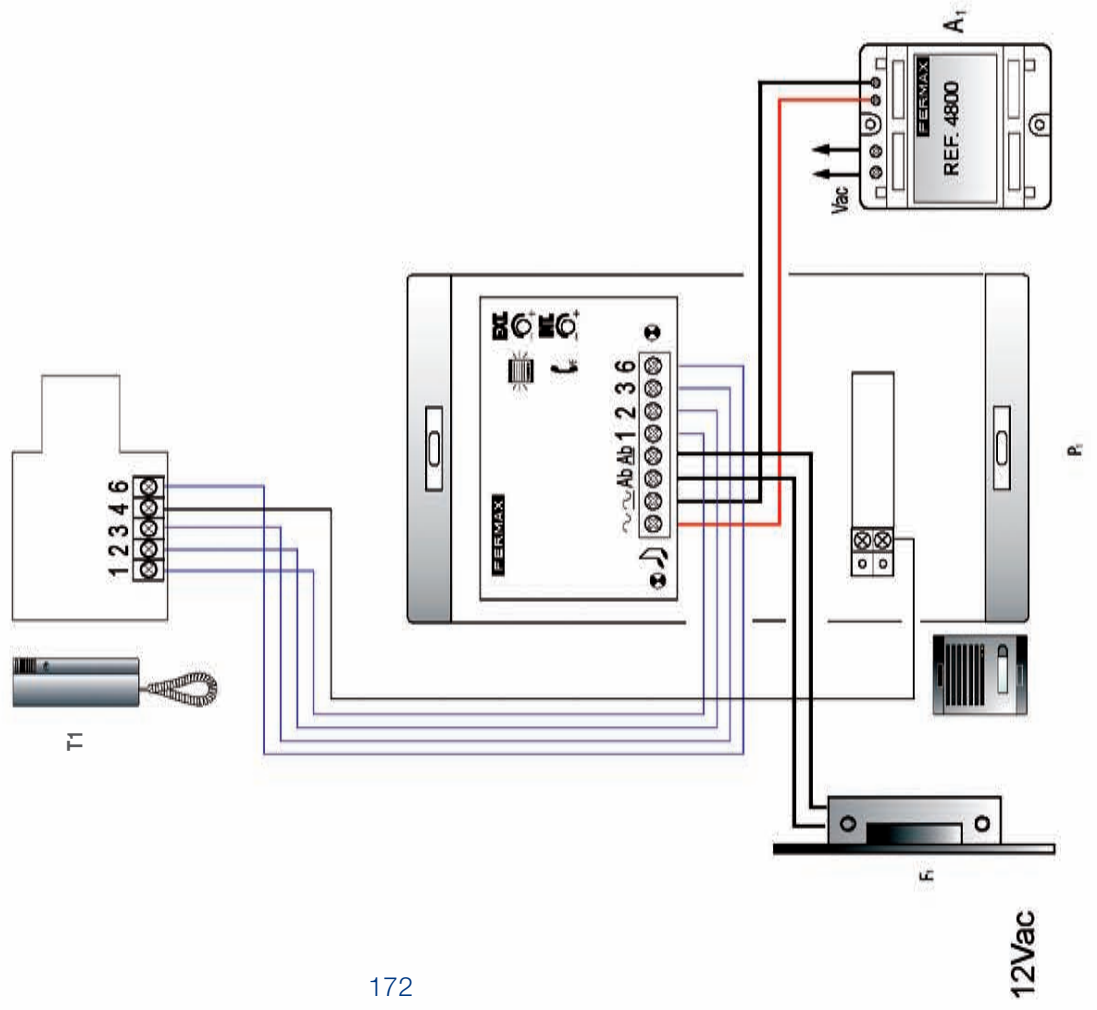
(*) NOTE: It's necessary to place a resistance of 10 Kohm between the + terminals and L at the end points of the installation.
 (**) The cabling of the panel may vary depending on the version of the amplifier.

ANALOGUE SYSTEM

BASIC INSTALLATION OF 4+N 1/W AUDIO KIT

- P1** Cityline outdoor panel
- F1** Door lock release 12 Vac (ref. 3071)
- A1** Audio power supply (ref. 4800)
- T1** Citymax telephone (ref. 8044)

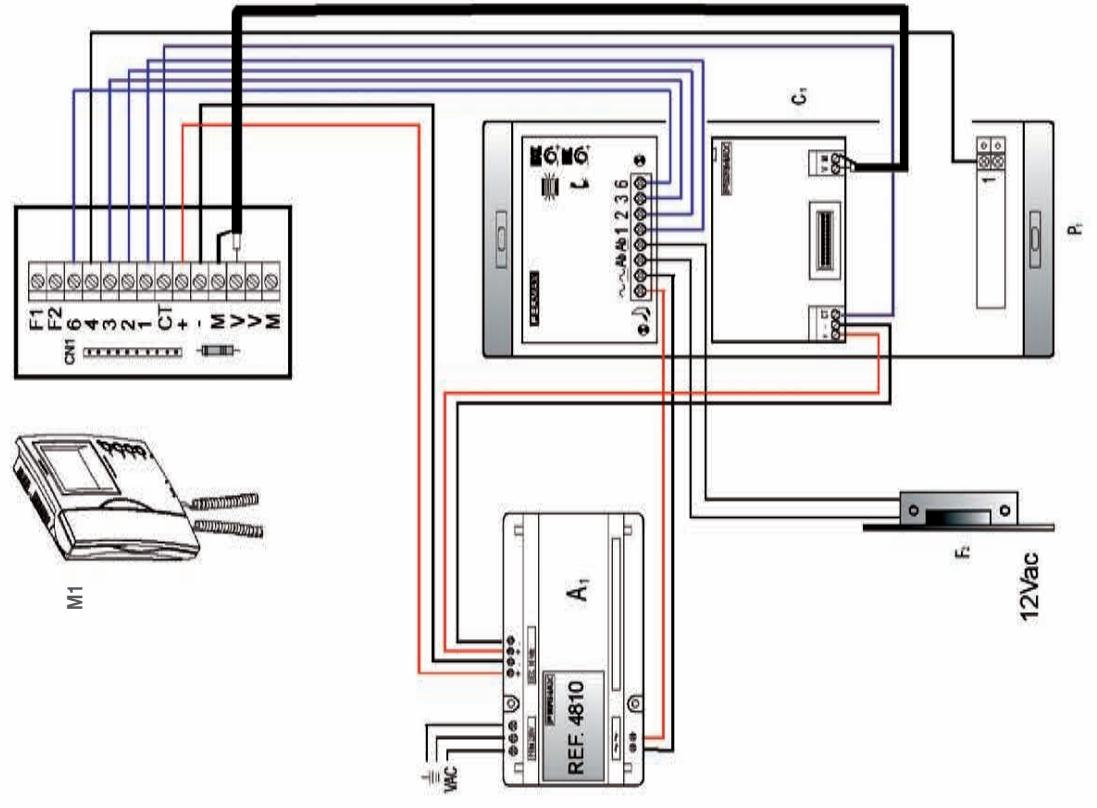
DISTANCES up to 300 m	
_____	1,0 mm ²
_____	0,5 mm ²



BASIC INSTALLATION OF 4+N 1/W VIDEO KIT

- P1** Cityline outdoor panel + camera (ref. 8028)
- F1** Door lock release 12 Vac (ref. 3071)
- A1** Audio power supply (ref. 4800)
- M1** Loft Villa Monitor (ref. 3323)

DISTANCES up to 300 m	
_____	1,0 mm ²
_____	0,5 mm ²



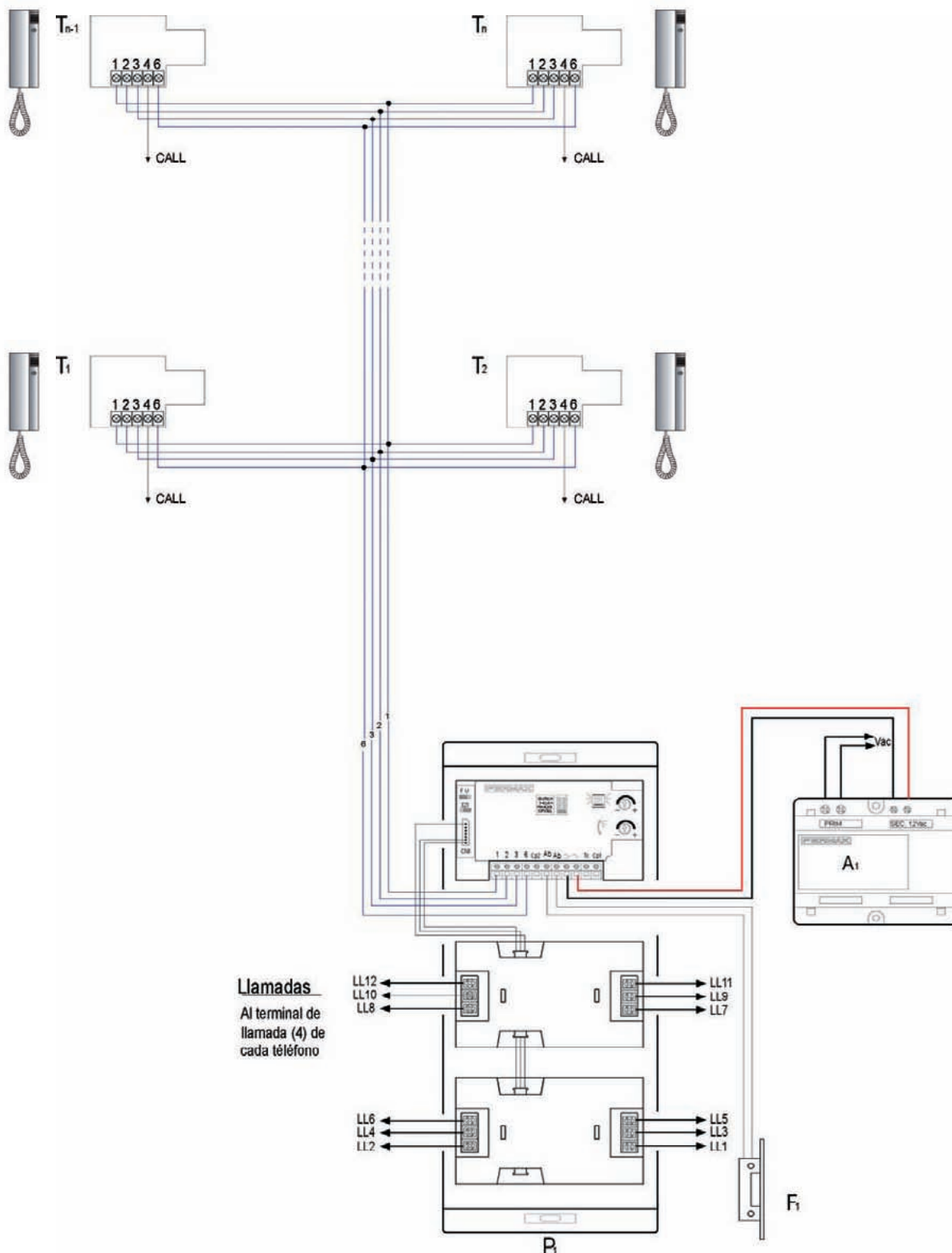
ANALOGUE SYSTEM

BASIC INSTALLATION OF 4+N AUDIO DOOR ENTRY SYSTEM IN BUILDINGS WITH 1 ACCESS

- P1** Citymax outdoor panel
- F1** Door lock release 12 Vac (ref. 3071)
- A1** Audio power supply (ref. 4800)
- T1 - Tn** Citymax telephones (ref. 8044)

DISTANCES up to 300 m

—	1,0 mm ²
—	0,5 mm ²

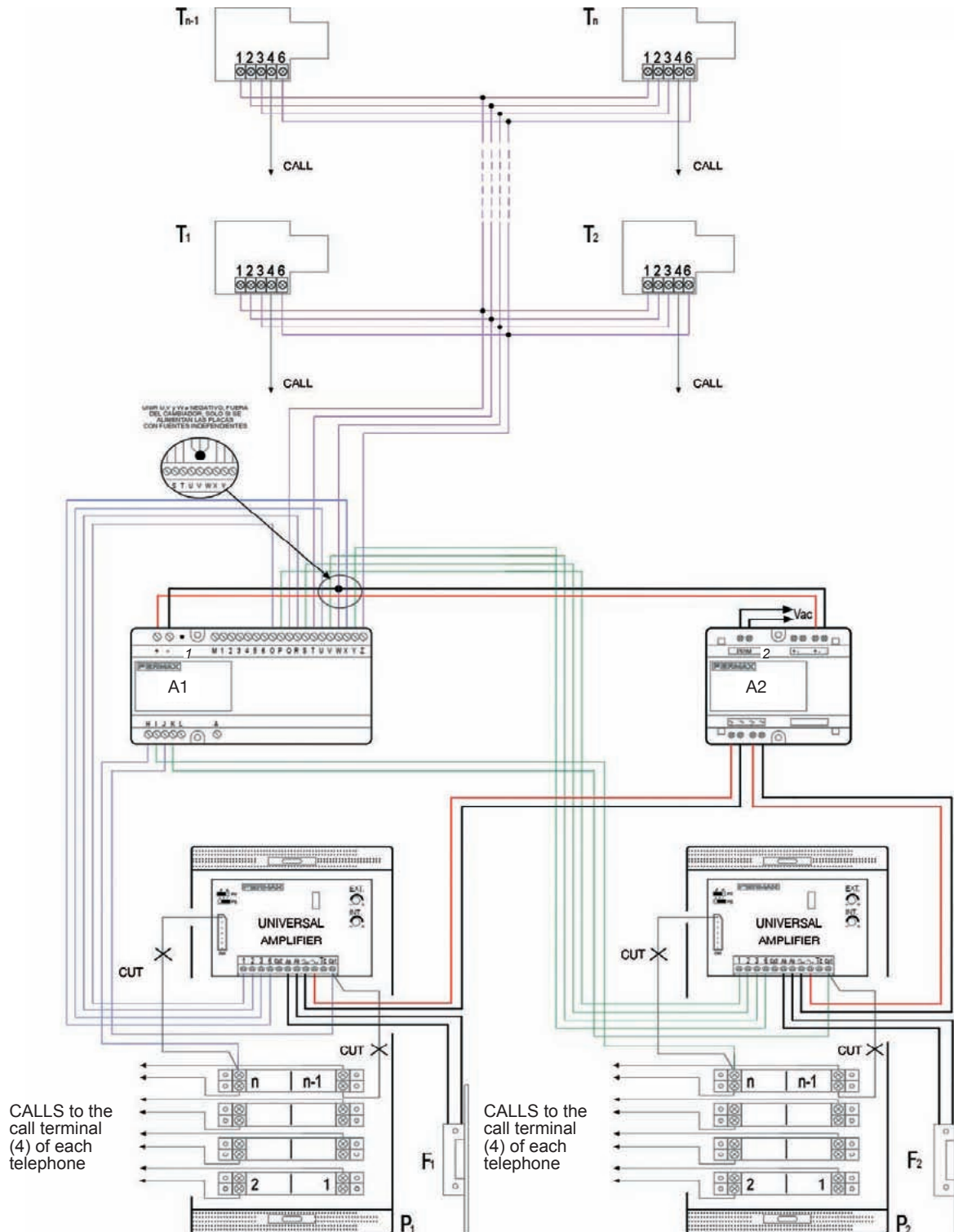


ANALOGUE SYSTEM

BASIC INSTALLATION OF 4+N AUDIO DOOR ENTRY SYSTEM IN BUILDINGS WITH 2 ACCESS

- P1-P2** Cityline outdoor panel
- F1-F2** Door lock release 12 Vac (ref. 3071)
- A1** Automatic audio switcher (ref. 8811)
- A2** Power supply/distributor (ref.88231)
- T1 - Tn** Citymax telephones (ref. 8044)

DISTANCES up to 300 m	
—	1,0 mm ²
—	0,5 mm ²

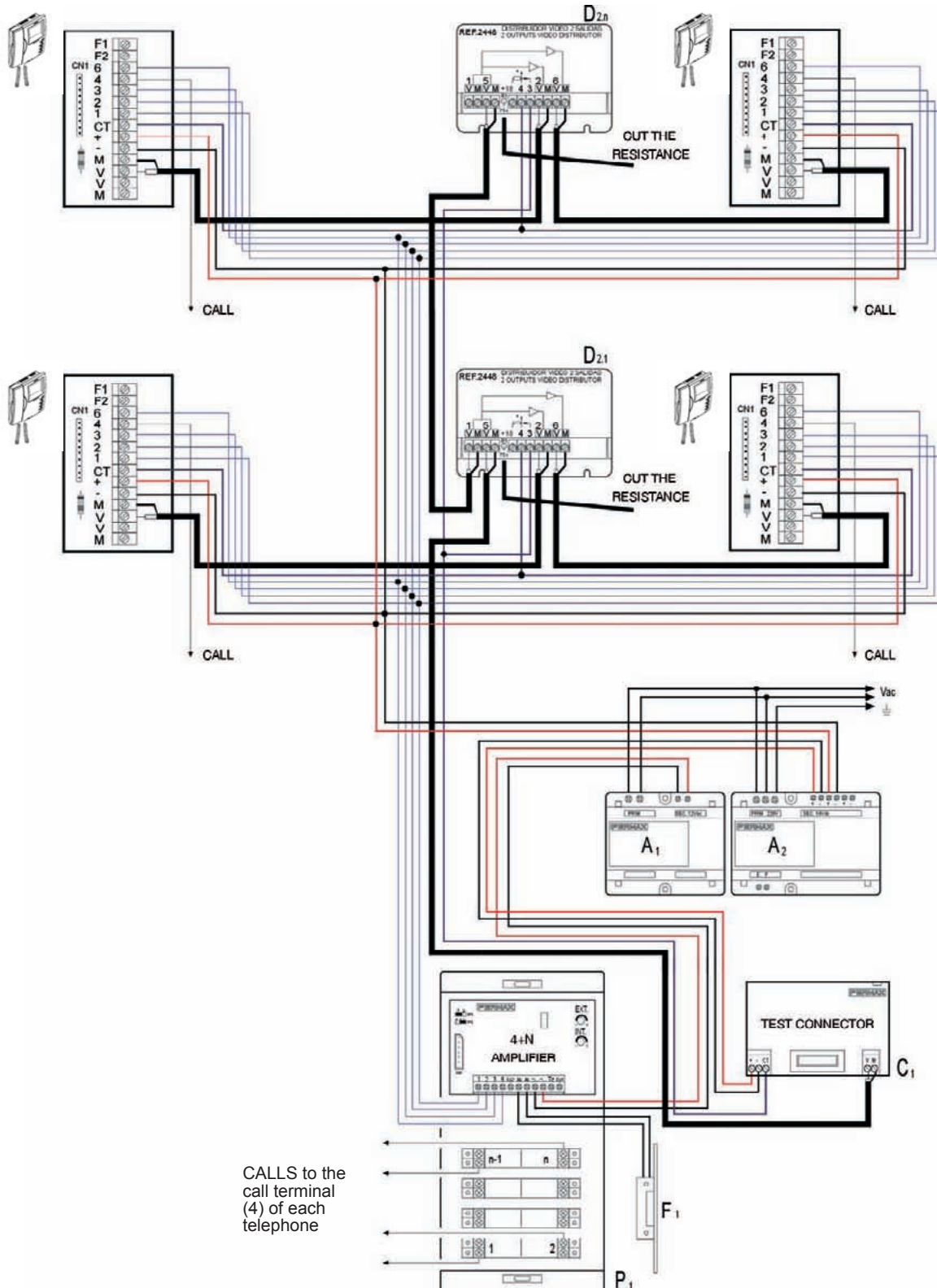


ANALOGUE SYSTEM

BASIC INSTALLATION OF 4+N VIDEO DOOR ENTRY SYSTEM IN BUILDINGS WITH 1 ACCESS

- P1** Cityline outdoor panel + camera (ref. 8028 (C))
- F1** Door lock release 12 Vac (ref. 3071)
- A1** Power supply 12Vac (ref. 4800)
- A2** Power supply 18Vdc (ref.4830)
- M1 - Mn** Loft monitor (ref. 3310) + Basic connector (ref. 3315)

DISTANCES up to 300 m	
—	1,0 mm ²
—	0,5 mm ²
Coax	75 Ohm

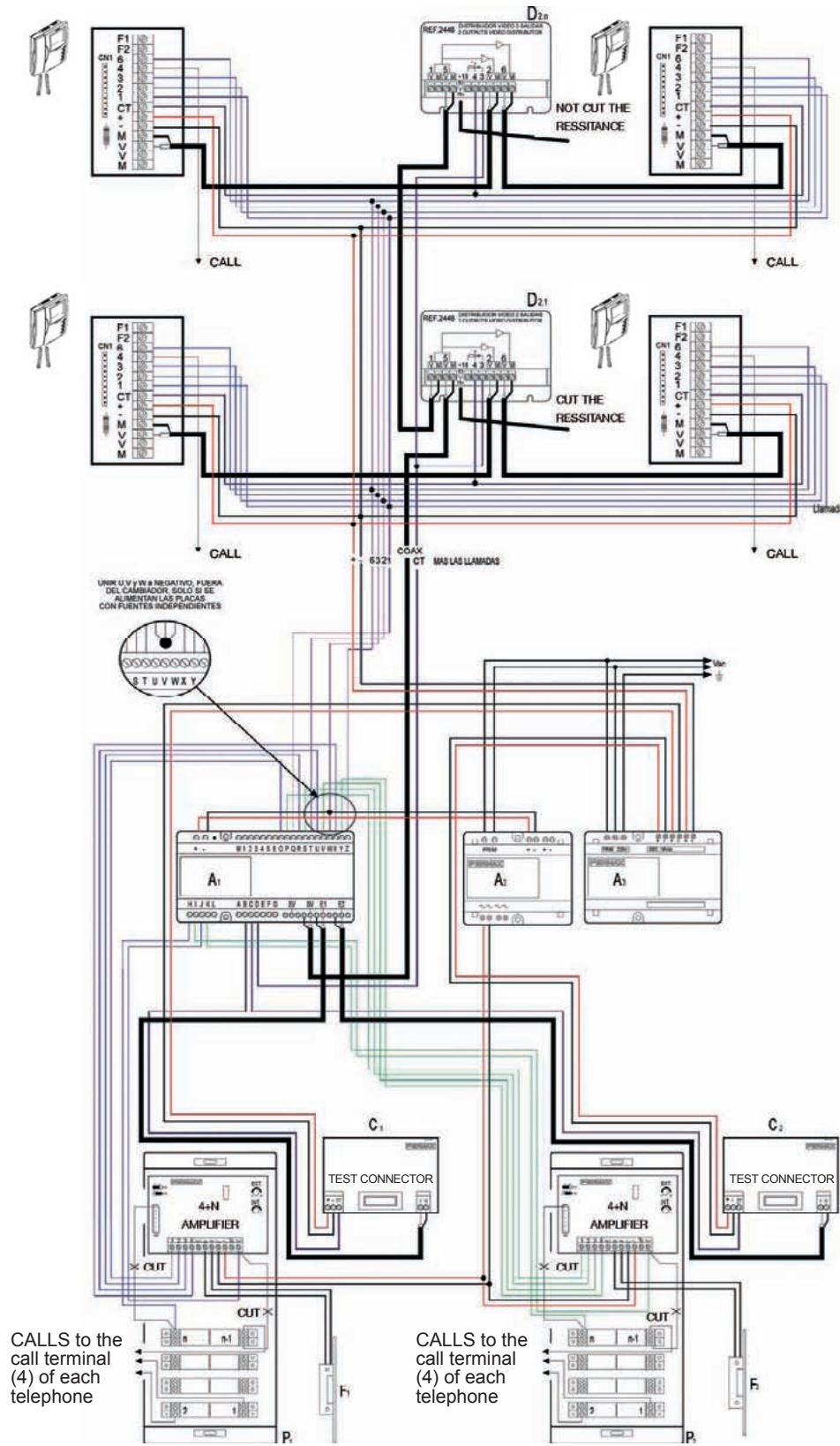


ANALOGUE SYSTEM

BASIC INSTALLATION OF 4+N VIDEO DOOR ENTRY SYTEM IN BUILDINGS WITH 2 ACCESSES

- P1-P2** Cityline outdoor panel + Camera (ref.8028 (C1-C2))
- F1-F2** Door lock release 12 VAC (ref. 3071)
- A1** Video automatic switcher (ref. 8812)
- A2** Power supply/Distributor (ref. 88231)
- A3** Video power supply (ref. 4830)
- D1-Dn** Video Vision 2-ways distributor (ref. 2448)
- M1-Mn** Loft monitor (ref. 3310) + Basic connector (ref. 3315)

DISTANCES up to 300 m	
—	1,0 mm ²
—	0,5 mm ²
Coax	75 Ohm







INDEX OF REFERENCES

RAPID SEARCH

FERMAX

ref.	DESCRIPTION	FAM.	page
1021	EMERGENCY BATTERY ADAPTOR 18 VDC	(02)	100,107,124
1063	COLOUR CCTV MONITOR	(04)	101, 108, 120, 122, 124
1064	WALL SUPPORT	(04)	101, 108, 120, 122, 124
1065	MDS DIGITAL RF READER	(03)	120, 142
1072	B/W CONTROL CAMARA KIT	(04)	105, 115
1073	COLOUR CONTROL CAMARA KIT	(04)	105, 115
1074	SWIVEL SUPPORT	(04)	105, 115
1075	PRESENCE DETECTOR	(02)	130
1077	SMOKE DETECTOR	(02)	130
1081	B/W CCTV CITYMAX MONITOR	(04)	101, 108, 120, 122, 124
1082	B/W COMPLET PALACE BUS-3 MONITOR	(03)	111, 127
1087	IP REMOTE MANAGEMENT MODULE	(03)	121, 140, 142
1088	ADS DIGITAL PLUS TELEPHONE INTERFACE	(02)	104
1097	B/W ADS MEMORY 128 CITYMAX MONITOR	(04)	102
1102	2 WIRES AUDIO KIT	(03)	12, 19
1119	MDS DIGITAL PANEL W/PROXIM. READER	(02)	118
1136	ADS DIGITAL ASSEMBLY UNIT	(02)	58
1151	1/W MICRO DOOR ENTRY KIT	(03)	14, 22
1190	DECT KIT ADDITIONAL PANEL	(03)	21
1200	1/W DECT AUDIO KIT	(03)	14, 21
1206	DECT ADDITIONAL TELEPHONE	(03)	21
1221	COLOUR PALACE BUS-3 MONITOR	(03)	111, 127
1230	1/W B/W DETECTA-6 VIDEO KIT	(03)	17, 31, 130
1231	1/W COLOUR DETECTA-6 VIDEO KIT	(03)	17, 31, 130
1232	B/W DETECTA-6 HOUSE KIT	(03)	130
1233	COLOUR DETECTA-6 HOUSE KIT	(03)	132
1240	B/W ADS DETECTA-6 MONITOR	(04)	130
1241	COLOUR ADS DETECTA-6 MONITOR	(04)	130
1242	ADS DETECTA-6 MONITOR CONNECTOR	(04)	130
1243	DETECTA-6 CENTRAL UNIT	(02)	130
1245	FLOOD DETECTOR	(02)	130
1246	DETECTA - 6 KEYPAD	(02)	130
1250	ADS DETECTA-6 TELEPHONE	(02)	130
1281	NEOX VIDEO 2-WIRES KIT POWER SUPPLY	(02)	27
1300	MDS / 4+N DECODER	(02)	125
1304	ADS IP INTERFACE	(02)	104
2009	SPEAKER CALL AMPLIFIER	(02)	114
2013	RELAY FOR ADDITIONAL FUNCTIONS	(02)	104, 114, 143
2040	CALL EXTENSION BELL	(02)	104, 113
2060	12V EMERGENCY BATTERY ADAPTOR	(02)	124, 141, 147
2065	GENERAL CALL AMPLIFIER	(02)	112, 113
2066	CITYMAX TELEPHONE BUTTON KIT	(02)	113
2067	CITYMAX TELEPHONE CALL AMPLIF. KIT	(02)	113
2068	BUZZER EXTENSION CALL	(02)	113
2070	12V / 2,2A LEAD-ACID BATTERY	(02)	130, 141
2127	CITYMAX TELEPHONE DECORATIVE COVER	(02)	101, 109, 147
2130	CITYMAX TELEPH. LARGE DECORAT. COVER	(02)	101, 109
2131	BRUTO FLUSH BOX (1MODULE)	(02)	63
2132	BRUTO FLUSH BOX (5 MODULS)	(02)	66
2133	BRUTO MEMOKEY KIT	(03)	19, 134
2149	BRUTO MODULE FRAME (1MODULE)	(02)	63, 67
2150	BRUTO MODULE FRAME (5 MODULS)	(02)	66, 67
2215	BRUTO FLUSH BOX (2 MODULS)	(02)	63
2216	BRUTO FLUSH BOX (3 MODULS)	(02)	64
2217	BRUTO FLUSH BOX (4 MODULS)	(02)	65
2221	BRUTO AMPLIFIER MODULE (VOX 2)	(02)	67
2227	ADS BRUTO AMPLIFIER MODULE (VOX 2)	(02)	67

ref.	DESCRIPTION	FAM.	page
2235	1/W 230V. BRUTO DOOR ENTRY KIT	(03)	14, 21
2236	MDS BRUTO DIGITALIZER MODULE	(02)	67, 123
2241	BRUTO CARLD-HOLDER MODULE	(02)	63, 67
2242	FERMAX ASSEMBLY UNIT	(02)	58
2246	1/W 101 BRUTO PANEL	(03)	21, 144, 147
2248	ADS 1/W VIDEO KIT BRUTO PANEL	(03)	28
2260	CITY PRIVATE KIT	(03)	19, 134
2261	1/W PRIVATE DOOR ENTRY KIT	(03)	14, 22
2263	PROXIMITY READER MODULE	(03)	53, 99, 100, 106
2288	BRUTO PROXIMITY READER MODULE	(03)	67
2289	BRUTO JOINING BOLTS	(02)	63-66, 122
2300	2-MODULE BRUTO SURFACE BOX	(02)	63
2301	3-MODULE BRUTO SURFACE BOX	(02)	64
2302	4-MODULE BRUTO SURFACE BOX	(02)	65
2303	1/W BRUTO AUDIO KIT SURFACE BOX	(03)	144
2304	1/W BRUTO VIDEO KIT SURFACE BOX	(03)	136
2306	PRIVATE PROGRAMMING KEYPAD	(03)	137
2315	CITY CONTACT READER	(03)	138, 143
2325	MDS CONTACT+DISPLAY+KEYPAD READER	(03)	120, 143
2327	MDS PROX+DISPLAY+KEYPAD READER	(03)	120, 143
2328	CONTACT KEY	(03)	119, 138, 144
2336	PROXIMITY CARD WITH MAGNETIC STRIPE	(03)	53,58,134,136,138,144
2337	BATTERY 12V / 7A LEAD-ACID	(02)	141
2338	RS-485 ADAPTOR	(02)	121, 140, 142
2339	MDS REPEATER	(02)	126, 141
2340	CALL MULTIPLIER	(02)	113
2347	CITY PRIVATE READER	(03)	136
2349	DESKTOP PROXIMITY READER	(03)	142
2351	PC PROGRAMMING KIT	(03)	137
2363	PROXIMITY CARD KIT	(03)	19, 53, 134, 136, 144
2379	MDS DIGITAL 2 ACCESSES SWITCHER	(02)	120
2404	ADS DIGITAL CITYLINE PANEL	(02)	25, 99
2405	1 ACCESS MDS DIGITAL CENTRAL UNIT	(02)	120, 141
2407	ADS MONITOR DESKTOP CONNECTOR	(04)	102
2409	ADS/MDS DECODER	(02)	25, 35, 101, 125
2416	ADS DIGITAL 1-WINDOW CITYLINE PANEL	(02)	34, 99
2418	4/W MDS VIDEO DISTRIBUTOR	(04)	125
2419	8/W MDS VIDEO DISTRIBUTOR	(04)	125
2424	4/W MDS AUDIO DECODER	(02)	125, 147
2425	8/W MDS AUDIO DECODER	(02)	125, 147
2426	4/W AUDIO ISODECODER	(02)	125
2429	DECODER OF 8 MDS SENSORS	(02)	125, 144
2430	DECODER OF 8 MDS RELAYS	(02)	125, 143, 144
2436	4-PANELS MDS DECODER	(02)	125, 144, 147
2437	ADS DIRECT 2-WINDOWS CITYLINE PANEL	(02)	34, 99
2438	ADS LIGHT OR BUZZER ACTIVATOR	(02)	104
2440	MDS-CITY DIGITIZER MODULE	(02)	123
2441	16-CALL EXTENSION MODULE	(02)	94, 98, 123
2443	MDS DIRECT/CITY VIDEO SWITCHER	(04)	122, 124
2448	2/W VIDEO DISTRIBUTOR	(04)	35, 102, 108, 111
2449	4/W VIDEO DISTRIBUTOR	(04)	35, 102, 111
2450	ADS VIDEO SELECTOR/SWITCHER	(04)	35, 100, 105
2451	ADS BASIC CITYMAX TELEPHONE	(02)	25, 35, 101, 146
2452	ADS EXTRA CITYMAX TELEPHONE	(02)	101
2454	ADS BASIC CITYMAX CONNECTOR	(04)	102
2457	ADS DIRECT 1-WINDOW CITYLINE PANEL	(02)	25, 34, 99
2460	MDS/DIRECT CITY PANEL	(02)	122

NOTE: FERMAX V.I.P. PRODUCTS guarantees an immediate delivery service for materials in store, marked with the symbol  except breakages of stock for reasons not attributable to the planned production.

REFERENCES

INDEX

ref.	DESCRIPTION	FAM.	page
2461	1-WINDOW MDS DIRECT CITYLINE PANEL	(02)	122
2466	DECODER PROGRAMMING MODULE	(02)	125, 130, 142
2472	8-CAMERAS SELECTOR	(04)	105, 115
2487	COLOUR EXTRA PALACE CITYMAX MONITOR	(04)	111
2490	COLOUR VIDEO CAMERA MODULE	(04)	53, 58, 99, 100, 106 119, 122
2492	ADS GUARD UNIT CONNECTION MODULE	(02)	25, 35, 101
2496	CITYMAX RED LED KIT	(02)	113
2497	ADS CITYMAX TELEPHO. VOLUME-LED KIT	(02)	103
2498	CONV. CITYMAX TELEPHO. VOLUME-LED KIT	(02)	113
2500	AMPLIFIER CITYMAX MODULE	(02)	57, 106
2501	CITYMAX BLANK MODULE	(02)	53, 58, 99, 100, 106
2502	PUSH. 101 CITYMAX MODULE (1 PUSH.)	(02)	57, 106
2503	PUSH. 102 CITYMAX MODULE (2 PUSH.)	(02)	57, 106
2504	PUSH. 103 CITYMAX MODULE (3 PUSH.)	(02)	57, 106
2505	PUSH. 201 CITYMAX MODULE (2 PUSH.)	(02)	57, 106
2506	PUSH. 202 CITYMAX MODULE (4 PUSH.)	(02)	57, 106
2507	PUSH. 203 CITYMAX MODULE (6 PUSH.)	(02)	57, 106
2508	ADS PUSH. 101 CITYMAX MODULE (1PUSH.)	(02)	57, 99
2509	ADS PUSH. 102 CITYMAX MODULE (2PUSH.)	(02)	57, 99
2510	ADS PUSH. 103 CITYMAX MODULE (3PUSH.)	(02)	57, 99
2511	ADS PUSH. 201 CITYMAX MODULE (2PUSH.)	(02)	57, 99
2512	ADS PUSH. 202 CITYMAX MODULE (4PUSH.)	(02)	57, 99
2513	ADS PUSH. 203 CITYMAX MODULE (6PUSH.)	(02)	57, 99
2514	ADS AMPLIFIER MODULE	(02)	57, 99
2515	CITYMAX PANEL CONNECTION CABLE	(02)	57, 106
2516	ADS CITYMAX PANEL CONNECTION CABLE	(02)	57, 99
2520	CITYMAX MEMOKEY MODULE	(03)	53, 58, 99, 106, 135
2524	BRUTO MEMOKEY MODULE	(03)	67
2532	MDS DIRECT CITYMAX GUARD UNIT	(02)	122, 124, 147
2533	B/W MEMORY 128 MONITOR	(04)	110, 127
2536	ADS CITYMAX GUARD UNIT	(02)	25, 35, 101, 146
2537	MDS DIGITAL CITYMAX GUARD UNIT	(02)	120, 144
2550	CENTRALISATION CABINET	(03)	141
2552	MDS BRUTO PROXIMITY READER	(03)	63, 119, 142
2553	MDS DIGITAL BRUTO KEYPAD	(03)	63, 119, 142
2554	MDS BRUTO CONTACT READER	(03)	119, 142
2560	MDS CITYMAX PROXIMITY READER	(03)	53, 58, 119
2561	CITYMAX MDS KEYPAD MODULE	(03)	53, 58, 119
2563	ADS DIGITAL AMPLIFIER MODULE W/O VOX MOD	(02)	
2598	8+COAX MONITOR VOLUME-LED KIT	(02)	113
2650	BRUTO MEMOKEY READER	(03)	135
2652	BRUTO MEMOKEY KIT WITH PUSHBUTTON	(03)	19, 134
2654	3-WINDOWS DIRECTORY BRUTO PANEL	(02)	64, 100, 122
2655	4-WINDOWS DIRECTORY BRUTO PANEL	(02)	65, 100, 122
2656	ADS DIRECT AUDIO BRUTO PANEL	(02)	100
2660	MDS PROX/DISPLAY/KEYPAD BRUTO READER	(03)	120, 143
2700	2M AP 101 BRUTO PANEL	(02)	63
2701	2M AP 102 BRUTO PANEL	(02)	63
2702	2M P 103 BRUTO PANEL	(02)	63
2703	2M P 104 BRUTO PANEL	(02)	63
2704	2M CP 101 BRUTO PANEL	(02)	63
2705	2M CP 102 BRUTO PANEL	(02)	63
2706	2M SP 101 BRUTO PANEL	(02)	63
2707	2M SP 102 BRUTO PANEL	(02)	63
2708	2M AP 201 BRUTO PANEL	(02)	63
2709	2M AP 202 BRUTO PANEL	(02)	63

ref.	DESCRIPTION	FAM.	page
2710	2M P 203 BRUTO PANEL	(02)	63
2711	2M P 204 BRUTO PANEL	(02)	63
2712	2M CP 201 BRUTO PANEL	(02)	63
2713	2M CP 202 BRUTO PANEL	(02)	63
2714	2M SP 201 BRUTO PANEL	(02)	63
2715	2M SP 202 BRUTO PANEL	(02)	63
2716	3M AP 103 BRUTO PANEL	(02)	64
2717	3M AP 104 BRUTO PANEL	(02)	64
2718	3M P 105 BRUTO PANEL	(02)	64
2719	3M P 106 BRUTO PANEL	(02)	64
2720	3M ACP 101 BRUTO PANEL	(02)	64
2721	3M ACP 102 BRUTO PANEL	(02)	64
2722	3M CP 103 BRUTO PANEL	(02)	64
2723	3M CP 104 BRUTO PANEL	(02)	64
2724	3M SP 103 BRUTO PANEL	(02)	64
2725	3M SP 104 BRUTO PANEL	(02)	64
2726	3M AP 203 BRUTO PANEL	(02)	64
2727	3M AP 204 BRUTO PANEL	(02)	64
2728	3M P 205 BRUTO PANEL	(02)	64
2729	3M P 206 BRUTO PANEL	(02)	64
2730	3M ACP 201 BRUTO PANEL	(02)	64
2731	3M ACP 202 BRUTO PANEL	(02)	64
2732	3M CP 203 BRUTO PANEL	(02)	64
2733	3M CP 204 BRUTO PANEL	(02)	64
2734	3M SP 203 BRUTO PANEL	(02)	64
2735	3M SP 204 BRUTO PANEL	(02)	64
2736	4M AP 105 BRUTO PANEL	(02)	65
2737	4M AP 106 BRUTO PANEL	(02)	65
2738	4M P 107 BRUTO PANEL	(02)	65
2739	4M P 108 BRUTO PANEL	(02)	65
2740	4M ACP 103 BRUTO PANEL	(02)	65
2741	4M ACP 104 BRUTO PANEL	(02)	65
2742	4M CP 105 BRUTO PANEL	(02)	65
2743	4M CP 106 BRUTO PANEL	(02)	65
2744	4M SP 105 BRUTO PANEL	(02)	65
2745	4M SP 106 BRUTO PANEL	(02)	65
2746	4M AP 205 BRUTO PANEL	(02)	65
2747	4M AP 206 BRUTO PANEL	(02)	65
2748	4M P 207 BRUTO PANEL	(02)	65
2749	4M P 208 BRUTO PANEL	(02)	65
2750	4M ACP 203 BRUTO PANEL	(02)	65
2751	4M ACP 204 BRUTO PANEL	(02)	65
2752	4M CP 205 BRUTO PANEL	(02)	65
2753	4M CP 206 BRUTO PANEL	(02)	65
2754	4M SP 205 BRUTO PANEL	(02)	65
2755	4M SP 206 BRUTO PANEL	(02)	65
2759	MDS DIGITAL VIDEO BRUTO PANEL	(02)	112
2761	MDS DIRECT AUDIO BRUTO PANEL	(02)	122
2762	MDS DIRECT VIDEO BRUTO PANEL	(02)	122
2763	MDS DIGITAL AUDIO BRUTO PANEL	(02)	119
2764	ADS DIRECT AUDIO BRUTO PANEL	(02)	100
2765	ADS DIRECT VIDEO BRUTO PANEL	(02)	100
2766	4M ACPM 101 BRUTO PANEL	(02)	65
2767	3M APM 101 BRUTO PANEL	(02)	64
2768	ADS DIGITAL AUDIO BRUTO PANEL	(02)	25, 100
2773	ADS DIGITAL VIDEO BRUTO PANEL	(02)	34, 100
2774	3M APL 101 BRUTO PANEL	(02)	64

ref.	DESCRIPTION	FAM.	page
2775	4M ACLP 101 BRUTO PANEL	(02)	65
2778	1-MODULE BRUTO SURFACE BOX	(03)	63, 136, 137, 144
2779	5-MODULE BRUTO SURFACE BOX	(02)	66
2780	2-MODULE BRUTO SURFACE BOX W/HOOD	(02)	63
2781	3-MODULE BRUTO SURFACE BOX W/HOOD	(02)	64
2782	4-MODULE BRUTO SURFACE BOX W/HOOD	(02)	65
2783	BRUTO SURFACE BOX AUDIO KIT W/HOOD	(03)	21
2784	BRUTO SURFACE BOX VIDEO KIT W/HOOD	(03)	28
2785	1-MODULE BRUTO SURFACE BOX W/HOOD	(02)	63
2786	5-MODULE BRUTO SURFACE BOX W/HOOD	(02)	66
2789	B/W MDS W/PROX. READER VIDEO PANEL	(02)	119
2889	LOCK RELEASE MOD.410N-412-P-MAX	(02)	75
2890	LOCK RELEASE MOD.410A-412-P-MAX	(02)	75
2909	LOCK RELEASE A-S	(02)	75
2910	LOCK RELEASE AD-S	(02)	75
2911	LOCK RELEASE N-S	(02)	75
2912	LOCK RELEASE ND-S	(02)	75
2913	DOUBLE CONTACT	(02)	77
2917	LOCK RELEASE A-2001	(02)	76
2922	TRIPLE CONTACT	(02)	77
2923	LOCK RELEASE N-2001	(02)	76
2940	LOCK RELEASE N-2003	(02)	76
2942	LOCK RELEASE A-2003	(02)	76
2944	LOCK RELEASE N-2004	(02)	76
2948	LOCK RELEASE N-2005	(02)	76
2952	LOCK RELEASE N-2007	(02)	76
2953	LOCK RELEASE MOD.N-3000-S	(02)	75
2958	LOCK RELEASE N-412-S	(02)	75
2961	GLASS DOOR LOCK CA-CHROME	(02)	76
2967	LOCK RELEASE N-512-S	(02)	75
2973	SHIELD TYPE S GREY	(02)	77
2974	SHIELD TYPE P GREY	(02)	77
2975	SHIELD TYPE G GREY	(02)	77
2979	CHROME CASE F-2001	(02)	77
2981	ANODISED ALUMINIUM CASE F-2003	(02)	77
2984	LOCK RELEASE N-8000 WITH CHAIN	(02)	77
2985	LOCK RELEASE GE GREY	(02)	77
2991	CERRADURA 932 C/LLAVE-PULSADOR	(02)	76
2996	N-CHROME GLASS DOOR LOCK RELEASE	(02)	76
2997	ND-CHROME GLASS DOOR LOCK RELEASE	(02)	76
2998	AD- CHROME GLASS DOOR LOCK RELEASE	(02)	76
3004	LOCK RELEASE MOD.6000 N	(02)	76
3005	LOCK RELEASE MOD.6000 A	(02)	76
3006	LOCK RELEASE MOD.6000 AD	(02)	76
3007	LOCK 931 DOUBLE KEY	(02)	76
3038	LOCK RELEASE MOD. A-412-S	(02)	75
3040	LOCK RELEASE MOD.410N-P-MAX	(02)	75
3041	LOCK RELEASE MOD.410ND-P-MAX	(02)	75
3042	LOCK 933 W/KEY PUSHBUTTON (w/o function)	(02)	76
3048	LOCK RELEASE MOD.410A-P-MAX	(02)	75
3050	FLUSH-MOUNT 300Kg ELECTROM. LOCK RE.	(02)	77
3051	SURFACE 500Kg ELECTROM. LOCK RELEASE	(02)	77
3052	SURFACE 300Kg ELECTROM. LOCK RELEASE	(02)	77
3057	UNIVERSAL LOCK RELEASE MOD.450A-412-S	(02)	75, 97, 101
3058	UNIVERSAL LOCK RELEASE MOD.450AD-412-S	(02)	75
3059	UNIVERSAL LOCK RELEASE MOD.450ND-412-S	(02)	75
3064	LOCK RELEASE MOD.PN (antipanic)	(02)	77

ref.	DESCRIPTION	FAM.	page
3065	LOCK RELEASE MOD.PN-412	(02)	77
3066	LOCK RELEASE MOD.PN-512	(02)	77
3068	UNIV. LOCK RELEASE MOD.410 AD-P-MAX	(02)	75
3069	UNIV. LOCK RELEASE MOD.450 A-S	(02)	75, 101, 108
3070	UNIV. LOCK RELEASE MOD.450N-412-S	(02)	75, 97, 101, 124
3071	UNIV. LOCK RELEASE MOD.450 N-S	(02)	25,35,75,97,101,108
3072	UNIV. LOCK RELEASE MOD.6000 N-412	(02)	76
3073	UNIV. LOCK RELEASE MOD.6000 N-512	(02)	76
3077	BRACKET FOR REF.3051	(02)	77
3078	BRACKET FOR REF.3052	(02)	77
3079	DOUBLE Z BRACKET	(02)	77
3088	SHIELD TYPE L GREY	(02)	77
3093	LOCK RELEASE AD-412-S	(02)	75
3095	GLASS LOCK RELEASE MOD. CIIN INOX	(02)	77
3096	GLASS LOCK RELEASE MOD. CIIN-412	(02)	77
3098	GLASS LOCK RELEASE MOD.CIIN-512	(02)	77
3118	MDS DIGITAL AUDIO MARINE PANEL	(02)	71, 119
3119	MDS DIGITAL VIDEO MARINE PANEL	(02)	71, 119
3123	ADS DIGITAL AUDIO MARINE PANEL	(02)	71, 100
3124	ADS DIGITAL VIDEO MARINE PANEL	(02)	71, 100
3220	B/W BUS-2 LOFT MONITOR	(04)	97
3221	BUS-2 LOFT CONNECTOR	(04)	97
3223	BUS-2 LOFT COMPACT COLOUR MONITOR	(04)	97
3224	BUS-2 LOFT CMPACT CONNECTOR	(04)	97
3231	COLOUR CHALET LOFT MONITOR (2 WIRES)	(03)	13
3235	COLOUR BUS-2 LOFT MONITOR	(04)	97
3240	2-WAYS BUS-2 DISTRIBUTOR	(04)	97
3241	4-WAYS BUS-2 DISTRIBUTOR	(04)	97
3243	BUS-2 POWER SUPPLY CONNECTION MODULE	(04)	96
3245	BUS-2/MDS DECODER	(02)	97
3246	BUS-2 PANEL SWITCHER	(02)	96
3247	BUS-2 RELAY	(02)	97
3248	BUS-2 2-TRUNK SHUNT	(02)	96
3249	BUS-2 REGENERATOR	(02)	96
3305	COLOUR ADS LOFT MONITOR	(04)	102
3307	COLOUR LOFT MONITOR	(04)	127
3308	BUS-2 LOFT DESKTOP CONNECTOR	(04)	97
3309	COLOUR CHALET LOFT MONITOR	(03)	27
3310	B/W LOFT MONITOR	(04)	110, 127
3311	B/W ADS LOFT MONITOR	(04)	35, 102
3313	COLOUR ADS LOFT MONITOR	(04)	35
3314	ADS LOFT MONITOR CONNECTOR	(04)	35, 102
3315	LOFT CONNECTOR	(04)	110, 127
3319	B/W ADS CHALET LOFT MONITOR	(03)	26
3320	COLOUR ADS CHALET LOFT MONITOR	(03)	26
3323	B/W 8+COAX CHALET LOFT MONITOR	(03)	27
3324	LOFT DESKTOP SUPPORT	(04)	110, 127
3325	ADS LOFT DESKTOP SUPPORT	(04)	102
3330	1/W COLOUR VIDEO LOFT KIT	(03)	16, 26
3332	2/W VIDEO LOFT KIT	(03)	16, 26
3333	2/W COLOUR VIDEO LOFT KIT	(03)	16, 26
3334	3/W VIDEO LOFT KIT	(03)	16, 26
3335	3/W COLOUR VIDEO LOFT KIT	(03)	16, 26
3340	1/W VIDEO LOFT KIT	(03)	16, 26
3342	1/W VIDEO LOFT KIT (8+COAX)	(03)	16, 27
3344	1/W COLOUR VIDEO LOFT KIT (8+COAX)	(03)	16, 27
3350	1/W VIDEO LOFT PLUS KIT	(03)	16, 26

NOTE: FERMAX V.I.P. PRODUCTS guarantees an immediate delivery service for materials in store, marked with the symbol  except breakages of stock for reasons not attributable to the planned production.

REFERENCES

INDEX

ref.	DESCRIPTION	FAM.α	page
3356	1/W VIDEO BRUTO KIT	(03)	16, 28
3357	1/W COLOUR VIDEO BRUTO KIT	(03)	6, 28
3358	1/W VIDEO CONTROL PLUS KIT	(03)	17, 29
3359	1/W VIDEO CONTROL KIT	(03)	17, 29
3360	1/W VIDEO PRIVATE KIT	(03)	17, 30
3361	1/W COLOUR VIDEO PRIVATE KIT	(03)	17, 30
3362	1/W MEMOVISION LOFT KIT	(03)	17, 30
3363	1/W COLOUR MEMOVISION KIT	(03)	17, 30
3380	LOFT TELEPHONE DECORATIVE COVER	(02)	97, 101, 109, 126
3390	ADS BASIC LOFT TELEPHONE	(02)	35, 101
3391	ADS EXTRA LOFT TELEPHONE	(02)	35, 101
3393	BASIC LOFT TELEPHONE	(02)	109, 126
3394	EXTRA LOFT TELEPHONE	(02)	109, 126
3397	BUS-2 EXTRA LOFT TELEPHONE	(02)	13, 97
3490	CENTRALISATION CABINET B1002	(02)	130
3491	RELAY DIN 12 VDC 12A	(02)	130
3600	100C CITY MEMOKEY KIT	(03)	19, 134
3602	1/W 100C MEMOPHONE KIT	(03)	14, 22
3604	2/W 100C MEMOPHONE KIT	(03)	14
3610	100C MEMOKEY READER	(03)	135
3611	1/W 100C MEMOPHONE KIT PANEL	(03)	22
3619	CITY PRIVATE KIT WITH KEYRING	(03)	19, 134
3620	100C CR MEMOKEY READER	(03)	136
3621	100C CR MEMOKEY CONTROLLER	(03)	136
3623	100C LOFT MEMOKEY KIT	(03)	19, 134
3624	LOFT PRIVATE KIT	(03)	19, 134
3625	LOFT PC PROGRAMMING KIT	(03)	137
3626	LOFT PRIVATE KIT WITH KEYRING	(03)	19, 134
3737	COLOUR LOFT COMPACT MONITOR	(03)	110, 127
3738	LOFT COMPACT CONNECTOR	(04)	110, 127
3740	B/W ADS LOFT COMPACT MONITOR	(04)	102
3742	SURFACE ADS LOFT COMPACT CONNECTOR	(04)	102
3743	B/W CHALET ADS LOFT COMPACT MONITOR	(03)	26
3744	FLUSH LOFT COMPACT DECORATIVE COVER	(04)	102
3746	LOFT COMPACT FLUSH BOX	(04)	102
3747	ADS FLUSH LOFT COMPACT CONNECTOR	(04)	102
3904	4/W B/W BUILDING VIDEO KIT	(03)	18, 32
3905	5/W B/W BUILDING VIDEO KIT	(03)	18, 32
3906	6/W B/W BUILDING VIDEO KIT	(03)	18, 32
3908	8/W B/W BUILDING VIDEO KIT	(03)	18, 32
3910	10/W B/W BUILDING VIDEO KIT	(03)	18, 32
3912	12/W B/W BUILDING VIDEO KIT	(03)	18, 32
3914	14/W B/W BUILDING VIDEO KIT	(03)	33
3916	16/W B/W BUILDING VIDEO KIT	(03)	33
3918	18/W B/W BUILDING VIDEO KIT	(03)	33
3920	20/W B/W BUILDING VIDEO KIT	(03)	33
3921	20/W B/W BUILDING VIDEO KIT (2PANELS)	(03)	33
3922	22/W B/W BUILDING VIDEO KIT	(03)	33
3924	24/W B/W BUILDING VIDEO KIT (2PANELS)	(03)	33
4010	3-MODULES FLUSH-MOUNTED MAILBOX	(02)	57
4011	3-MODULES SURFACE MAILBOX	(02)	57
4012	4-MODULES TELESCOPE MAILBOX	(02)	57
4110	VIDEO AMPLIFIER	(04)	104, 115, 126
4300	PLUS TELEPHONE INTERFACE KIT	(02)	114
4410	CAC CENTRAL UNIT. DIN10	(03)	141
4420	CAC DOOR CONTROLLER	(03)	143
4440	MIFARE PROXIMITY CARD	(03)	143

ref.	DESCRIPTION	FAM.	page
4460	FINGERPRINT PROGRAMMING KIT	(03)	143
4470	PROXIMITY/FINGERPRINT READER	(03)	143
4475	ENERGY DISCONNECTOR	(03)	137, 144
4476	CITY BLUETOOTH MODULE RECEPTOR	(03)	53, 58, 106, 137
4477	CITY BLUETOOTH RECEPTOR	(03)	137
4478	BLUETOOTH KIT	(03)	19, 134
4480	CITY WG PROXIMITY/KEYPAD READER	(03)	139, 143
4490	CITY WG PROXIMITY READER	(03)	139, 143
4500	100C BRUTO MEMOKEY READER	(03)	63, 135
4510	BRUTO WG PROXIMITY READER	(03)	139, 143
4520	BRUTO PRIVATE READER	(03)	63, 136
4530	LOFT PRIVATE READER	(03)	136
4540	LOFT MEMOKEY READER	(03)	135
4550	LOFT WG PROXIMITY/KEYPAD READER	(03)	139
4560	LOFT WG PROXIMITY READER	(03)	139
4596	MARINE PANEL ST2 AP 102	(02)	70
4597	MARINE PANEL ST2 AP 104	(02)	70
4598	MARINE PANEL ST3 AP 105	(02)	70
4599	MARINE PANEL ST3 AP 106	(02)	70
4600	MARINE PANEL ST3 AP 107	(02)	70
4601	MARINE PANEL ST3 AP 108	(02)	70
4602	MARINE PANEL ST4 AP 109	(02)	71
4603	MARINE PANEL ST4 AP 110	(02)	71
4604	MARINE PANEL ST4 AP 111	(02)	71
4605	MARINE PANEL ST4 AP 112	(02)	71
4606	MARINE PANEL ST3 ACP 102	(02)	70
4607	MARINE PANEL ST3 ACP 104	(02)	70
4608	MARINE PANEL ST3 ACP 105	(02)	70
4609	MARINE PANEL ST4 ACP 106	(02)	71
4610	MARINE PANEL ST4 ACP 107	(02)	71
4611	MARINE PANEL ST4 ACP 108	(02)	71
4612	MARINE PANEL ST4 ACP 109	(02)	71
4613	MARINE PANEL ST4 ACP 110	(02)	71
4614	IMAGE SELECTOR	(04)	105, 115
4615	MARINE PANEL ST1 AP 101	(02)	21, 70
4616	MARINE PANEL ST1 AP 201	(02)	70
4617	MARINE PANEL ST2 AP 103	(02)	70
4618	MARINE PANEL ST2 AP 202	(02)	70
4619	MARINE PANEL ST2 AP 203	(02)	70
4620	MARINE PANEL ST2 AP 204	(02)	70
4621	MARINE PANEL ST3 AP 205	(02)	70
4622	MARINE PANEL ST3 AP 206	(02)	70
4623	MARINE PANEL ST3 AP 207	(02)	70
4624	MARINE PANEL ST3 AP 208	(02)	70
4625	MARINE PANEL ST4 AP 209	(02)	71
4626	MARINE PANEL ST4 AP 210	(02)	71
4627	MARINE PANEL ST4 AP 211	(02)	71
4628	MARINE PANEL ST4 AP 212	(02)	71
4629	MARINE PANEL ST2 ACP 101	(02)	28, 70
4630	MARINE PANEL ST2 ACP 201	(02)	70
4631	MARINE PANEL ST3 ACP 103	(02)	70
4632	MARINE PANEL ST3 ACP 202	(02)	70
4633	MARINE PANEL ST3 ACP 203	(02)	70
4634	MARINE PANEL ST3 ACP 204	(02)	70
4635	MARINE PANEL ST3 ACP 205	(02)	70
4636	MARINE PANEL ST4 ACP 206	(02)	71
4637	MARINE PANEL ST4 ACP 207	(02)	71

ref.	DESCRIPTION	FAM.	page
4638	MARINE PANEL ST4 ACP 208	(02)	71
4639	MARINE PANEL ST4 ACP 209	(02)	71
4640	MARINE PANEL ST4 ACP 210	(02)	71
4641	MARINE ST1 FLUSH-MOUNTED BOX	(02)	70
4642	MARINE ST2 FLUSH-MOUNTED BOX	(02)	70
4643	MARINE ST3 FLUSH-MOUNTED BOX	(02)	70, 71
4644	MARINE ST4 FLUSH-MOUNTED BOX	(02)	71
4645	MARINE ST1 SURFACE BOX	(02)	70
4646	MARINE ST2 SURFACE BOX	(02)	70
4647	MARINE ST3 SURFACE BOX	(02)	70, 71
4648	MARINE ST4 SURFACE BOX	(02)	71
4650	1/W MARINE DOOR ENTRY KIT	(03)	14, 21
4651	2/W MARINE AUDIO KIT	(03)	14
4662	1/W ADS MARINE VIDEO KIT	(03)	16, 28
4665	1/W COLOUR ADS MARINE-T VIDEO KIT	(03)	16, 28
4800	POWER SUPPLY DIN4 12VAC-1,5A	(02)	77,100,107,114
4810	POWER SUPPLY DIN10 18Vdc-1.5A-12Vac-1.5A	(02)	26-31
4812	POWER SUPPLY DIN6 100-240Vac/18Vdc-1.5A	(02)	25,35,100,107,124,146
4813	POWER SUPPLY DIN6 12VDC-2A	(02)	77,124, 141, 147
4820	GENERAL POWER SUPPLY DIN10 240Vdc-2A	(02)	96
4830	POWER SUPPLY DIN6 100-240Vac/18Vdc-3,5A	(02)	25, 35, 100, 107, 124
4840	POWER SUPPLY DIN6 100-240Vac/24Vdc-2A	(02)	96
4900	1/W BUS-2 CITY AUDIO KIT	(03)	13
4901	2/W BUS-2 CITY AUDIO KIT	(03)	13
4930	1/W BUS-2 CITY VIDEO KIT	(03)	13
4931	2/W BUS-2 CITY VIDEO KIT	(03)	13
4933	1/W COLOUR CITY VIDEO KIT	(03)	13
4934	2/W COLOUR CITY VIDEO KIT	(03)	13
5302	SAILING TELEPHONE	(02)	109, 126
5305	COLOUR ADS CHALET SAILING MONITOR	(03)	28
5306	B/W ADS CHALET SAILING MONITOR	(03)	28
5310	ADS SAILING TELEPHONE	(02)	28
5312	1/W COLOUR DIGITAL SAILING VIDEO KIT	(03)	16, 28
5317	UNIVERSAL SAILING TELEPHONE	(02)	109
5319	2-WIRES SAILING TELEPHONE KIT	(02)	115
5322	1/W SAILING VIDEO KIT	(03)	16, 28, 115
5348	NEOX KIT PANEL HOOD	(02)	27
5349	NEOX KIT PANEL FRAME	(02)	27
5352	1/W 2-WIRES NEOX PANEL AUDIO KIT	(03)	21
5353	1/W 2-WIRES NEOX PANEL VIDEO KIT	(03)	27
5367	2/W 2-WIRES NEOX PANEL VIDEO KIT	(03)	27
5370	1/W 2-WIRES NEOX DOOR ENTRY KIT	(03)	14, 21
5382	1/W 2-WIRES NEOX DOOR ENTRY KIT	(03)	16, 27
5384	2/W 2-WIRES NEOX DOOR ENTRY KIT	(03)	16, 27
5385	2-WIRES B/W CHALET LOFT MONITOR	(03)	27
5415	1/W OLYMPO VIDEO KIT (3+COAX)	(03)	16, 28
5610	COLOUR ADS ILOFT MONITOR	(04)	102
5611	COLOUR ILOFT MONITOR	(04)	110, 127
5630	ILOFT MONITOR FLUSH-MOUNTED BOX	(04)	102, 110
5700	1/W HALO KIT PANEL	(03)	27, 41
5701	HALO BUILDING PANEL	(02)	34, 41, 100
5703	HALO DIRECTORY BUILDING PANEL	(02)	41
5705	MDS DIGITAL HALO BUILDING PANEL	(02)	41, 118
5707	MDS DIRECT HALO BUILDING PANEL	(02)	41, 121
5710	1/W HALO VIDEO KIT	(03)	16, 27
5715	HALO 199 VIDEO KIT	(03)	18, 34
5725	1/W HALO HOOD	(02)	41

ref.	DESCRIPTION	FAM.	page
5726	HALO BUILDING SINGLE HOOD	(02)	41
5727	HALO BUILDING DOUBLE HOOD	(02)	41
5728	1/W HALO SINGLE DECORATIVE FRAME	(02)	41
5729	HALO BUILDING SINGLE DECORATIVE FRAME	(02)	41
5730	HALO BUILDING DOUBLE DECORATIVE FRAME	(02)	41
5918	BUS DECODER-PANELS-C.U. CABLE (1m)	(00)	126, 144, 147
5919	VIDEO BUS CABLE 3x1mm ² +COAX (1m)	(00)	1105, 126
5922	TELEPHONE CONNECTION CABLE (1m)	(00)	126, 144
6064	1/W VIDEO KIT ADS CITYLINE PANEL	(03)	26, 28, 29
6065	2/W VIDEO KIT ADS CITYLINE PANEL	(03)	26
6066	3/W VIDEO KIT ADS CITYLINE PANEL	(03)	26
6067	1/W AUDIO KIT ADS CITYLINE PANEL	(03)	22
6092	DIRECT-199 KIT	(03)	18, 34
6093	VOX-199 CITY KIT	(03)	15, 25
6094	COLOUR DIRECT-199 KIT	(03)	18, 34
6115	1/W ADS MEMORY-128 KIT	(03)	17, 29
6119	B/W ADS CHALET MEMORY-128 MONITOR	(03)	29
6130	DIRECT-199 CITY VIDEO KIT (1 PANEL)	(03)	18, 34
6131	COLOUR DIRECT-199 CITY VIDEO KIT	(03)	18, 34
6134	DIGITAL DIRECT-199 CITY KIT	(03)	18, 34
6135	COLOUR DIRECT-199 CITY DIGITAL KIT	(03)	18, 34
6136	DIRECT 199 BRUTO DIGITAL KIT	(03)	18, 34
6137	COLOUR DIRECT 199 BRUTO DIGITAL KIT	(03)	18, 34
6150	VOX-199 CITY KIT (1 PANEL)	(03)	15, 25
6152	VOX-199 DIGITAL CITY KIT	(03)	15, 25
6153	VOX-199 DIGITAL BRUTO KIT	(03)	15, 25
6325	2/W CITYMAX AUDIO KIT	(03)	15, 23
6330	3/W CITYMAX AUDIO KIT	(03)	15, 23
6335	4/W CITYMAX AUDIO KIT	(03)	15, 23
6340	6/W CITYMAX AUDIO KIT	(03)	15, 23
6345	8/W CITYMAX AUDIO KIT	(03)	15, 23
6350	10/W CITYMAX AUDIO KIT	(03)	15, 23
6355	12/W CITYMAX AUDIO KIT	(03)	15, 23
6870	1/W CITYMAX AUDIO KIT W/DOOR LOCK	(03)	14, 20
6926	1/W PANORAMIC CITYMAX AUDIO KIT	(03)	14, 20
6940	1/W CITYMAX AUDIO KIT	(03)	14, 20
7061	SURFACE BOX	(02)	13
7065	SURFACE BOX (S5)	(02)	41
7067	SURFACE BOX (S7)	(02)	118
7550	BUS-2 DIRECT VIDEO CITYLINE PANEL	(02)	96
7551	BUS-2 DIGITAL VIDEO CITY PANEL	(02)	96
7560	BUS-2 AC CITYLINE PANEL (S5)	(02)	95
7565	BUS-2 AC CITYLINE PANEL (S6)	(02)	95
7566	BUS-2 ACP 101 CITYLINE PANEL (S6)	(02)	95
7567	BUS-2 ACP 102 CITYLINE PANEL (S6)	(02)	95
7568	BUS-2 AC 201 CITYLINE PANEL (S6)	(02)	95
7569	BUS-2 ACP 202 CITYLINE PANEL (S6)	(02)	95
7575	BUS-2 ACP 103 CITYLINE PANEL (S7)	(02)	95
7576	BUS-2 ACP 203 CITYLINE PANEL (S7)	(02)	95
7577	BUS-2 ACP 204 CITYLINE PANEL (S7)	(02)	95
7585	BUS-2 ACP 106 CITYLINE PANEL (S8)	(02)	95
7586	BUS-2 ACP 204 CITYLINE PANEL (S8)	(02)	95
7587	BUS-2 ACP 205 CITYLINE PANEL (S8)	(02)	95
7588	BUS-2 ACP 206 CITYLINE PANEL (S8)	(02)	95
7594	BUS-2 ACP 207 CITYLINE PANEL (S9)	(02)	95
7595	BUS-2 ACP 208 CITYLINE PANEL (S9)	(02)	95
7900	SINGLE CHANNEL RECEIVER 433MHz	(03)	112

ref.	DESCRIPTION	FAM.	page
7903	RF RECEIVER FOR STORES 433MHz	(03)	138
7910	SHOP RADIOFREQUENCY KIT	(03)	19, 143
7791	COLLECTIVE GARAGE RADIOFREQUENCY KIT	(03)	19, 143
7900	COMPATIBLE SINGLE CHANNEL REIVER	(03)	143
7903	RF RECEIVER FOR STORES	(03)	143
7912	MAXIMUM SECURITY RADIOFREQUENCY KIT	(03)	19, 143
7934	SECOND CHANNEL PLUG-IN CARD	(03)	138
7952	SINGLE CHANNEL RECEIVER 433MHz	(03)	138
7960	SECURITY RF RECEIVER	(03)	138
7966	1/W AUDIO PRIVATE KIT CITYLINE PANEL	(03)	22
8028	B/W VIDEO CAMERA MODULE	(04)	53, 58, 99, 100, 106 119, 122
8032	BASIC MONITOR CONNECTOR	(04)	127
8033	EXTENDED MONITOR CONNECTOR	(04)	111
8034	B/W EXTRA PALACE MONITOR	(04)	111
8036	5+N SECRET BASIC CITYMAX TELEPHONE	(02)	109
8039	UNIVERSAL CITYMAX TELEPHONE	(02)	109
8040	BUS3 DESKTOP PALACE INTERCOM TELEP.	(02)	146
8043	BASIC SECRET TELEPHONE (4+N)	(02)	109
8044	BASIC CITYMAX TELEPHONE	(02)	109, 126, 147
8045	CITYMAX EXTRA TELEPHONE	(02)	109, 126
8047	CITYLINE 9 AV PANEL	(02)	52
8048	CITYLINE 9 V PANEL	(02)	52
8050	UNIVERSAL AMPLIFIER PACK	(02)	114
8052	CALL WITNESS	(02)	112
8053	LIGHT OR BUZZER COMMANDER	(02)	113
8055	VOICE SYNTHESIZER	(02)	112
8058	PALACE EXTRA TELEPHONE	(02)	110
8059	PALACE COMPLET TELEPHONE	(02)	110
8060	B/W PALACE COMPLET MONITOR	(04)	111
8061	CITYLINE PANEL 9 AP 113	(02)	52
8062	CITYLINE PANEL 9 AP 114	(02)	52
8063	CITYLINE PANEL 9 P 114	(02)	52
8064	CITYLINE PANEL 9 P 116	(02)	52
8065	CITYLINE PANEL 9 P 117	(02)	52
8066	CITYLINE PANEL 9 AVP 110	(02)	52
8067	CITYLINE PANEL 9 AVP 111	(02)	52
8068	CITYLINE PANEL 9 AWP 107	(02)	52
8069	CITYLINE PANEL 9 AWP 108	(02)	52
8070	CITYLINE PANEL 9 VP 113	(02)	52
8071	CITYLINE PANEL 9 VP 114	(02)	52
8072	CITYLINE PANEL 9 AP 213	(02)	52
8073	CITYLINE PANEL 9 AP 214	(02)	52
8074	CITYLINE PANEL 9 P 214	(02)	52
8075	CITYLINE PANEL 9 P 216	(02)	52
8076	CITYLINE PANEL 9 P 217	(02)	52, 95
8077	CITYLINE PANEL 9 AVP 210	(02)	52
8078	CITYLINE PANEL 9AVP 211	(02)	52
8079	CITYLINE PANEL 9 AWP 207	(02)	52
8080	CITYLINE PANEL 9 AWP 208	(02)	52
8081	CITYLINE PANEL 9 VP 213	(02)	52
8082	CITYLINE PANEL 9 VP 214	(02)	52
8083	CITYLINE PANEL 9 A	(02)	52
8084	COMPLET PALACE BUS 3 TELEPHONE	(02)	110, 127
8085	CITYLINE PANEL 9 AW	(02)	52
8086	EXTRA PALACE BUS 3 TELEPHONE	(02)	146
8087	CITYLINE PANEL 9 W	(02)	52

ref.	DESCRIPTION	FAM.	page
8088	CITYLINE PANEL 9 C	(02)	52
8099	BASIC DESKTOP CITYMAX TELEPHONE	(02)	126
8103	3-MODULE CITYMAX PANEL	(02)	99, 106
8226	TOTEM ANCHOR BASE	(02)	50, 52, 56
8227	TOTEM DECORATIVE BASE	(02)	50, 52
8229	TOTEM COLUMN	(02)	50
8230	LARGE TOTEM COLUMN	(02)	52
8232	BASIC CITYMAX MONIT. DESKTOP SUPPORT	(04)	110, 127
8233	CITYMAX EXTENDED MONIT. DESKTOP SUPPORT	(04)	108,
8251	CITYLINE DECORATIVE FRAME (S1)	(02)	44
8252	CITYLINE DECORATIVE FRAME (S2)	(02)	45
8253	CITYLINE DECORATIVE FRAME (S3)	(02)	46, 55
8254	CITYLINE DECORATIVE FRAME (S4)	(02)	47
8255	CITYLINE DECORATIVE FRAME (S5)	(02)	48, 55, 99
8256	CITYLINE DECORATIVE FRAME (S6)	(02)	49
8257	CITYLINE DECORATIVE FRAME (S7)	(02)	50, 56, 96, 99
8258	CITYLINE DECORATIVE FRAME (S8)	(02)	51, 56, 96
8259	CITYLINE DECORATIVE FRAME (S9)	(02)	52
8297	1/W VIDEO KIT CITYLINE PANEL	(03)	27, 30
8300	1/W AUDIO KIT CITYLINE PANEL	(03)	20, 144, 147
8301	2/W AUDIO KIT CITYLINE PANEL	(03)	23, 147
8302	3/W AUDIO KIT CITYLINE PANEL	(03)	23
8303	4/W AUDIO KIT CITYLINE PANEL	(03)	23
8304	6/W AUDIO KIT CITYLINE PANEL	(03)	23
8305	8/W AUDIO KIT CITYLINE PANEL	(03)	23
8306	1/W PANORAMIC AUDIO KIT CITYLINE PANEL	(03)	20
8308	1/W SURFACE AUDIO KIT CITYLINE PANEL	(03)	20
8320	10/W AUDIO KIT CITYLINE PANEL	(03)	23
8321	12/W AUDIO KIT CITYLINE PANEL	(03)	23
8361	1/W PRIVATE VIDEO KIT ADS CITYLINE PANEL	(03)	30
8378	SINGLE ANGLE ACCESSORIE (S1)	(02)	44
8379	SINGLE ANGLE ACCESSORIE (S2)	(02)	45
8380	SINGLE ANGLE ACCESSORIE (S3)	(02)	46, 55
8381	SINGLE ANGLE ACCESSORIE (S4)	(02)	47
8382	SINGLE ANGLE ACCESSORIE (S5)	(02)	41, 48, 55
8383	SINGLE ANGLE ACCESSORIE (S6)	(02)	49
8384	SINGLE ANGLE ACCESSORIE (S7)	(02)	41, 50, 56
8385	SINGLE ANGLE ACCESSORIE (S8)	(02)	51, 56
8386	SINGLE ANGLE ACCESSORIE (S9)	(02)	52
8389	DOUBLE ANGLE ACCESSORIE (S1)	(02)	44
8390	DOUBLE ANGLE ACCESSORIE (S2)	(02)	45
8391	DOUBLE ANGLE ACCESSORIE (S3)	(02)	46, 55
8392	DOUBLE ANGLE ACCESSORIE (S4)	(02)	47
8393	DOUBLE ANGLE ACCESSORIE (S5)	(02)	48, 55
8394	DOUBLE ANGLE ACCESSORIE (S6)	(02)	49
8395	DOUBLE ANGLE ACCESSORIE (S7)	(02)	41, 50, 56
8396	DOUBLE ANGLE ACCESSORIE (S8)	(02)	51, 56
8397	DOUBLE ANGLE ACCESSORIE (S9)	(02)	52
8400	SINGLE CITY HOOD (S1)	(02)	44
8401	SINGLE CITY HOOD (S2)	(02)	45
8402	SINGLE CITY HOOD (S3)	(02)	46, 55
8403	SINGLE CITY HOOD (S4)	(02)	47
8404	SINGLE CITY HOOD (S5)	(02)	48, 55
8405	SINGLE CITY HOOD (S6)	(02)	49
8406	SINGLE CITY HOOD (S-7)	(02)	50, 56
8407	SINGLE CITY HOOD (S-1)	(02)	51, 56

ref.	DESCRIPTION	FAM.	page
8408	DOUBLE CITY HOOD (S1)	(02)	44
8409	DOUBLE CITY HOOD (S2)	(02)	45
8410	DOUBLE CITY HOOD (S3)	(02)	46, 55
8411	DOUBLE CITY HOOD (S4)	(02)	47
8412	DOUBLE CITY HOOD (S5)	(02)	48, 55
8413	DOUBLE CITY HOOD (S6)	(02)	49
8414	DOUBLE CITY HOOD (S7)	(02)	50, 56
8415	DOUBLE CITY HOOD (S8)	(02)	51, 56
8416	TRIPLE CITY HOOD (S1)	(02)	44
8417	TRIPLE CITY HOOD (S2)	(02)	45
8418	TRIPLE CITY HOOD (S3)	(02)	46, 55
8419	TRIPLE CITY HOOD (S4)	(02)	47
8420	TRIPLE CITY HOOD (S5)	(02)	48, 55
8421	TRIPLE CITY HOOD (S6)	(02)	49
8422	TRIPLE CITY HOOD (S7)	(02)	50, 56
8423	TRIPLE CITY HOOD (S8)	(02)	51, 56
8424	DOUBLE CITY DECORATIVE FRAME (S1)	(02)	44
8425	DOUBLE CITY DECORATIVE FRAME (S2)	(02)	45
8426	DOUBLE CITY DECORATIVE FRAME (S3)	(02)	46, 55
8427	DOUBLE CITY DECORATIVE FRAME (S4)	(02)	47
8428	DOUBLE CITY DECORATIVE FRAME (S5)	(02)	48, 55
8429	DOUBLE CITY DECORATIVE FRAME (S6)	(02)	49
8430	DOUBLE CITY DECORATIVE FRAME (S7)	(02)	50, 56
8431	DOUBLE CITY DECORATIVE FRAME (S8)	(02)	51, 56
8432	TRIPLE CITY DECORATIVE FRAME (S1)	(02)	44
8433	TRIPLE CITY DECORATIVE FRAME (S2)	(02)	45
8434	TRIPLE CITY DECORATIVE FRAME (S3)	(02)	46, 55
8435	TRIPLE CITY DECORATIVE FRAME (S4)	(02)	47
8436	TRIPLE CITY DECORATIVE FRAME (S5)	(02)	48, 55
8437	TRIPLE CITY DECORATIVE FRAME (S6)	(02)	49
8438	TRIPLE CITY DECORATIVE FRAME (S7)	(02)	50, 56
8439	TRIPLE CITY DECORATIVE FRAME (S8)	(02)	51, 56
8442	BASIC SINGLE PUSHBUTTON MODULE (9H)	(02)	108
8444	SINGLE LIGHT PUSHBUTTON MODULE (8H)	(02)	108
8445	DOUBLE LIGHT PUSHBUTTON MODULE (16H)	(02)	108
8446	BASIC DOUBLE PUSHBUTTON MODULE (18H)	(02)	108
8447	SINGLE LIGHT PUSHBUTTON MODULE (9H)	(02)	108
8448	DOUBLE LIGHT PUSHBUTTON MODULE (18H)	(02)	108
8449	SINGLE LIGHT PUSHBUTTON MODULE (10H)	(02)	108
8450	DOUBLE LIGHT PUSHBUTTON MODULE (20H)	(02)	108
8451	SINGLE LIGHT PUSHBUTTON MODULE (11H)	(02)	108
8452	DOUBLE LIGHT PUSHBUTTON MODULE (22H)	(02)	108
8454	BASIC SINGLE PUSHBUTTON MODULE (8H)	(02)	108
8455	BASIC SINGLE PUSHBUTTON MODULE (10H)	(02)	108
8456	BASIC SINGLE PUSHBUTTON MODULE (11H)	(02)	108
8457	BASIC DOUBLE PUSHBUTTON MODULE (16H)	(02)	108
8458	BASIC DOUBLE PUSHBUTTON MODULE (20H)	(02)	108
8459	BASIC DOUBLE PUSHBUTTON MODULE (22H)	(02)	108
8461	CITYCOM III SWITCHER	(02)	108
8474	DOUBLE CITY DECORATIVE FRAME (S9)	(02)	52
8477	TRIPLE CITY DECORATIVE FRAME (S9)	(02)	52
8480	SINGLE CITY HOOD (S9)	(02)	52
8483	DOUBLE CITY HOOD (S9)	(02)	52
8486	TRIPLE CITY HOOD (S9)	(02)	52
8489	TRIPLE ANGULAR ACCESSORIE (S1)	(02)	44
8490	TRIPLE ANGULAR ACCESSORIE (S2)	(02)	45
8491	TRIPLE ANGULAR ACCESSORIE (S3)	(02)	46, 55

ref.	DESCRIPTION	FAM.	page
8492	TRIPLE ANGULAR ACCESSORIE (S4)	(02)	47
8493	TRIPLE ANGULAR ACCESSORIE (S5)	(02)	48, 55
8494	TRIPLE ANGULAR ACCESSORIE (S6)	(02)	49
8495	TRIPLE ANGULAR ACCESSORIE (S7)	(02)	50, 56
8496	TRIPLE ANGULAR ACCESSORIE (S8)	(02)	51, 56
8497	TRIPLE ANGULAR ACCESSORIE (S9)	(02)	52
8500	CITYLINE PANEL 1 AP 101	(02)	44
8501	CITYLINE PANEL 1 AP 201	(02)	44
8502	CITYLINE PANEL 1 A	(02)	44
8508	CITYLINE PANEL 1 P 203	(02)	44
8509	CITYLINE PANEL 1 P 204	(02)	44
8510	CITYLINE PANEL 1 P 103	(02)	44
8511	CITYLINE PANEL 1 P 104	(02)	44
8512	CITYLINE PANEL 1 C	(02)	44
8515	CITYLINE PANEL 1 V	(02)	44
8516	CITYLINE PANEL 1 VP 201	(02)	44
8517	CITYLINE PANEL 1 VP 101	(02)	44
8530	CITYLINE PANEL 2 A	(02)	45
8531	CITYLINE PANEL 2 AP 201	(02)	45
8532	CITYLINE PANEL 2 AP 202	(02)	45
8533	CITYLINE PANEL 2 AP 101	(02)	45
8534	CITYLINE PANEL 2 AP 102	(02)	45
8535	CITYLINE PANEL 2 C	(02)	45
8538	CITYLINE PANEL 2 P 204	(02)	45
8539	CITYLINE PANEL 2 P 205	(02)	45
8540	CITYLINE PANEL 2 P 104	(02)	45
8541	CITYLINE PANEL 2 P 105	(02)	45
8544	CITYLINE PANEL 2 V	(02)	45
8545	CITYLINE PANEL 2 VP 201	(02)	45
8546	CITYLINE PANEL 2 VP 202	(02)	45
8547	CITYLINE PANEL 2 VP 101	(02)	45
8548	CITYLINE PANEL 2 VP 102	(02)	45
8550	SINGLE PROTECTIVE CASING (S1 TO S5)	(02)	41, 44-48, 55
8551	SINGLE PROTECTIVE CASING (S6 TO S8)	(02)	41, 49-51, 56
8552	DOUBLE PROTECTIVE CASING (S1 TO S5)	(02)	44-48, 55
8553	DOUBLE PROTECTIVE CASING (S6 TO S8)	024	41, 49, 51, 56
8560	CITYLINE PANEL 3 AP 103	(02)	46
8561	CITYLINE PANEL 3 AP 202	(02)	46
8562	CITYLINE PANEL 3 AP 203	(02)	46
8563	CITYLINE PANEL 3 AP 102	(02)	46
8564	CITYLINE PANEL 3 A	(02)	46
8565	CITYLINE PANEL 3 V	(02)	46
8566	CITYLINE PANEL 3 C	(02)	46
8567	CITYLINE PANEL 3 P 203	(02)	46
8568	CITYLINE PANEL 3 P 205	(02)	46
8569	CITYLINE PANEL 3 P 206	(02)	46
8570	CITYLINE PANEL 3 P 105	(02)	46
8571	CITYLINE PANEL 3 P 106	(02)	46
8572	CITYLINE PANEL 3 P 103	(02)	46
8575	CITYLINE PANEL 3 AV	(02)	46
8576	CITYLINE PANEL 3 VP 202	(02)	46
8577	CITYLINE PANEL 3 VP 203	(02)	46
8578	CITYLINE PANEL 3 VP 102	(02)	46
8579	CITYLINE PANEL 3 VP 103	(02)	46
8580	2-MODULE CITYMAX PANEL	(02)	55, 99, 106
8590	CITYLINE PANEL 4 AP 203	(02)	47
8591	CITYLINE PANEL 4 AP 204	(02)	47

ref.	DESCRIPTION	FAM.	page
8592	CITYLINE PANEL 4 AP 103	(02)	47
8593	CITYLINE PANEL 4 AP 104	(02)	47
8594	CITYLINE PANEL 4 A	(02)	47
8595	CITYLINE PANEL 4 V	(02)	47
8596	CITYLINE PANEL 4 P 204	(02)	47
8597	CITYLINE PANEL 4 P 206	(02)	47
8598	CITYLINE PANEL 4 P 207	(02)	47
8599	CITYLINE PANEL 4 P 107	(02)	47
8600	CITYLINE PANEL 4 P 106	(02)	47
8601	CITYLINE PANEL 4 P 104	(02)	47
8602	CITYLINE PANEL 4 W	(02)	47
8603	CITYLINE PANEL 4 C	(02)	47
8604	CITYLINE PANEL 4 AV	(02)	47
8605	CITYLINE PANEL 4 AVP 101	(02)	47
8606	CITYLINE PANEL 4 AVP 201	(02)	47
8607	CITYLINE PANEL 4 VP 203	(02)	47
8608	CITYLINE PANEL 4 VP 204	(02)	47
8609	CITYLINE PANEL 4 WP 201	(02)	47
8610	CITYLINE PANEL 4 VP 103	(02)	47
8611	CITYLINE PANEL 4 VP 104	(02)	47
8612	CITYLINE PANEL 4 WP 101	(02)	47
8613	DIRECTORY 3-WINDOW CITYLINE PANEL (S5)	(02)	99, 122
8615	4-MODULE CITYMAX PANEL	(02)	56, 99, 106
8616	5-MODULE CITYMAX PANEL	(02)	56, 99, 106
8620	CITYLINE PANEL 5 AP 205	(02)	48
8621	CITYLINE PANEL 5 AP 206	(02)	48
8622	CITYLINE PANEL 5 AP 105	(02)	48
8623	CITYLINE PANEL 5 AP 106	(02)	48
8624	CITYLINE PANEL 5 A	(02)	48
8625	CITYLINE PANEL 5 P 106	(02)	48
8626	CITYLINE PANEL 5 P 206	(02)	48
8627	CITYLINE PANEL 5 P 208	(02)	48
8628	CITYLINE PANEL 5 P 209	(02)	48
8629	CITYLINE PANEL 5 P 108	(02)	48
8630	CITYLINE PANEL 5 P 109	(02)	48
8631	CITYLINE PANEL 5 AVP 102	(02)	48
8632	CITYLINE PANEL 5 V	(02)	48
8633	CITYLINE PANEL 5 AVP 103	(02)	48
8634	CITYLINE PANEL 5 AV	(02)	48
8635	CITYLINE PANEL 5 AW	(02)	48
8636	CITYLINE PANEL 5 AVP 202	(02)	48
8637	CITYLINE PANEL 5 AVP 203	(02)	48
8638	CITYLINE PANEL 5 VP 205	(02)	48
8639	CITYLINE PANEL 5 VP 206	(02)	48
8641	CITYLINE PANEL 5 VP 105	(02)	48
8642	CITYLINE PANEL 5 VP 106	(02)	48
8643	CITYLINE PANEL 5 W	(02)	48
8644	CITYLINE PANEL 5 C	(02)	48
8660	CITYLINE PANEL 6 AP 207	(02)	23, 49
8661	CITYLINE PANEL 6 AP 208	(02)	24, 49
8662	CITYLINE PANEL 6 AP 107	(02)	49
8663	CITYLINE PANEL 6 AP 108	(02)	49
8664	CITYLINE PANEL 6 AV	(02)	49
8666	CITYLINE PANEL 6 P 208	(02)	49
8667	CITYLINE PANEL 6 P 210	(02)	49
8668	CITYLINE PANEL 6 P 211	(02)	49, 95
8669	CITYLINE PANEL 6 P 110	(02)	49

ref.	DESCRIPTION	FAM.	page
8670	CITYLINE PANEL 6 P 111	(02)	49
8671	CITYLINE PANEL 6 P 108	(02)	49
8675	CITYLINE PANEL 6 AW	(02)	49
8676	CITYLINE PANEL 6 AWP 201	(02)	49
8677	CITYLINE PANEL 6 AWP 202	(02)	49
8678	CITYLINE PANEL 6 AVP 204	(02)	49
8679	CITYLINE PANEL 6 AVP 205	(02)	49
8680	CITYLINE PANEL 6 VP 207	(02)	49
8681	CITYLINE PANEL 6 VP 208	(02)	49
8682	CITYLINE PANEL 6 AVP 104	(02)	49
8683	CITYLINE PANEL 6 AVP 105	(02)	49
8684	CITYLINE PANEL 6 AWP 101	(02)	49
8685	CITYLINE PANEL 6 AWP 102	(02)	49
8686	CITYLINE PANEL 6 VP 107	(02)	49
8687	CITYLINE PANEL 6 VP 108	(02)	49
8690	CITYLINE PANEL 6 A	(02)	49
8691	CITYLINE PANEL 6 V	(02)	49
8692	CITYLINE PANEL 6 C	(02)	49
8693	CITYLINE PANEL 6 W	(02)	49
8699	CITYLINE GUARD UNIT TELEPHONE	(02)	108
8700	CITYLINE PANEL 7 AP 209	(02)	24, 50
8701	CITYLINE PANEL 7 AP 210	(02)	24, 50
8702	CITYLINE PANEL 7 AP 109	(02)	50
8703	CITYLINE PANEL 7 AP 110	(02)	50
8704	CITYLINE PANEL 7 A	(02)	50
8705	CITYLINE PANEL 7 P 110	(02)	50
8706	CITYLINE PANEL 7 P 210	(02)	50, 95
8707	CITYLINE PANEL 7 P 212	(02)	50, 95
8708	CITYLINE PANEL 7 P 213	(02)	50, 95
8709	CITYLINE PANEL 7 P 112	(02)	50, 95
8710	CITYLINE PANEL 7 P 113	(02)	50
8711	CITYLINE PANEL 7 P 211	(02)	50, 95
8713	CITYLINE PANEL 7 V	(02)	50
8714	CITYLINE PANEL 7 AV	(02)	50
8715	CITYLINE PANEL 7 AW	(02)	50
8716	CITYLINE PANEL 7 AWP 203	(02)	50
8717	CITYLINE PANEL 7 AWP 204	(02)	50
8718	CITYLINE PANEL 7 AVP 206	(02)	50
8719	CITYLINE PANEL 7 AVP 207	(02)	50
8720	CITYLINE PANEL 7 VP 209	(02)	50
8721	CITYLINE PANEL 7 VP 210	(02)	50
8722	CITYLINE PANEL 7 AVP 106	(02)	50
8723	CITYLINE PANEL 7 AVP 107	(02)	50
8724	CITYLINE PANEL 7 AWP 103	(02)	50
8725	CITYLINE PANEL 7 AWP 104	(02)	50
8726	CITYLINE PANEL 7 VP 109	(02)	50
8727	CITYLINE PANEL 7 VP 110	(02)	50
8729	CITYLINE PANEL 7 W	(02)	50
8730	CITYLINE PANEL 7 C	(02)	50
8735	DIRECTORY 4-WINDOW CITYLINE PANEL (S7)	(02)	96, 99, 122
8740	CITYLINE PANEL 8 AP 211	(02)	24, 51
8741	CITYLINE PANEL 8 AP 212	(02)	24, 51
8742	CITYLINE PANEL 8 AP 111	(02)	51
8743	CITYLINE PANEL 8 AP 112	(02)	51
8744	CITYLINE PANEL 8 A	(02)	51
8745	CITYLINE PANEL 8 P 112	(02)	51
8746	CITYLINE PANEL 8 P 212	(02)	51

ref.	DESCRIPTION	FAM.	page
8747	CITYLINE PANEL 8 P 214	(02)	51, 95
8748	CITYLINE PANEL 8 P 215	(02)	51, 95
8749	CITYLINE PANEL 8 P 114	(02)	51
8750	CITYLINE PANEL 8 P 115	(02)	51, 95
8751	CITYLINE PANEL 8 V	(02)	51
8752	CITYLINE PANEL 8 W	(02)	51
8753	CITYLINE PANEL 8 C	(02)	51
8754	CITYLINE PANEL 8 AV	(02)	51
8755	CITYLINE PANEL 8 AW	(02)	51
8756	CITYLINE PANEL 8 AWP 205	(02)	51
8757	CITYLINE PANEL 8 AWP 206	(02)	51
8758	CITYLINE PANEL 8 AVP 208	(02)	51
8759	CITYLINE PANEL 8 AVP 209	(02)	51
8760	CITYLINE PANEL 8 VP 211	(02)	51
8761	CITYLINE PANEL 8 VP 212	(02)	51
8762	CITYLINE PANEL 8 AVP 108	(02)	51
8763	CITYLINE PANEL 8 AVP 109	(02)	51
8764	CITYLINE PANEL 8 AWP 105	(02)	51
8765	CITYLINE PANEL 8 AWP 106	(02)	51
8767	CITYLINE PANEL 8 VP 111	(02)	51
8768	CITYLINE PANEL 8 VP 112	(02)	51
8776	UNIVERSAL AMPLIFIER POWER SUPPLY	(02)	114
8791	EMERGENCY AUDIO POWER SUPPLY 220Vac	(02)	107
8795	POWER SUPPLY 12Vdc /12Vac	(02)	107, 114
8799	CALL AMPLIFIER POWER SUPPLY	(02)	113
8809	VOLTAGE DISTRIBUTOR	(02)	107
8811	AUTOMATIC AUDIO SWITCHER	(02)	107
8812	AUTOMATIC VIDEO SWITCHER	(04)	107
8819	AUDIO CHALET SWITCHER	(02)	107
8820	PANORAMIC CARD-HOLDER	(02)	53, 58, 99, 100, 106 119, 122
8829	JOINING BOLTS	(02)	43-52, 55, 56, 96 99, 106, 122
8843	MINIBOX 5 UNITS CITY FLUSH BOX (S1)	(02)	44
8844	MINIBOX 5 UNITS CITY FLUSH BOX (S2)	(02)	45
8845	MINIBOX 5 UNITS CITY FLUSH BOX (S3)	(02)	46, 55
8846	MINIBOX 5 UNITS CITY FLUSH BOX (S4)	(02)	47
8847	MINIBOX 5 UNITS CITY FLUSH BOX (S5)	(02)	48, 55
8848	MINIBOX 5 UNITS CITY FLUSH BOX (S6)	(02)	49
8849	MINIBOX 5 UNITS CITY FLUSH BOX (S7)	(02)	50, 56
8850	MINIBOX 5 UNITS CITY FLUSH BOX (S8)	(02)	51, 56
8851	CITY FLUSH-MOUNTED BOX (S1)	(02)	44
8852	CITY FLUSH-MOUNTED BOX (S2)	(02)	45
8853	CITY FLUSH-MOUNTED BOX (S3)	(02)	46, 55, 99, 106
8854	CITY FLUSH-MOUNTED BOX (S4)	(02)	47
8855	CITY FLUSH-MOUNTED BOX (S5)	(02)	41, 48, 55, 99, 106 118, 120, 122
8856	CITY FLUSH-MOUNTED BOX (S6)	(02)	49, 96
8857	CITY FLUSH-MOUNTED BOX (S7)	(02)	41, 50, 56, 96, 99 100,106,118, 121, 122
8858	CITY FLUSH-MOUNTED BOX (S8)	(02)	51, 56, 96, 99,106,118
8948	CITY KIT FLUSH-MOUNTED BOX (S1)	(03)	13
8949	CITY KIT FLUSH-MOUNTED BOX (S4)	(03)	
8951	CITY SURFACE BOX (S1)	(02)	44, 136, 137, 144
8952	CITY SURFACE BOX (S2)	(02)	45
8953	CITY SURFACE BOX (S3)	(02)	46, 55
8954	CITY SURFACE BOX (S4)	(02)	47

ref.	DESCRIPTION	FAM.	page
8955	CITY SURFACE BOX (S5)	(02)	48, 55, 99,118,120,122
8956	CITY SURFACE BOX (S6)	(02)	49
8957	CITY SURFACE BOX (S7)	(02)	50, 56, 96, 99, 118,122
8958	CITY SURFACE BOX (S8)	(02)	51, 56, 96, 118
8982	CITY FLUSH-MOUNTED BOX (S9)	(02)	52, 96
8984	CITY SURFACE BOX (S9)	(02)	52
8986	CITY FLUSH-MOUNTED BOX MINIBOX 5 UNITS (S9)	(02)	52
9002	1/W BUS INTERCOM VIDEO KIT	(03)	17, 30
9005	14/W CITYMAX AUDIO KIT	(03)	15, 23
9018	16/W CITYMAX AUDIO KIT	(03)	15, 24
9022	1/W INTERCOM AUDIO KIT	(03)	14, 22
9042	INTERCOM KIT	(03)	14, 22
9080	18/W CITYMAX AUDIO KIT	(03)	15, 24
9081	20/W CITYMAX AUDIO KIT	(03)	15, 24
9082	22/W CITYMAX AUDIO KIT	(03)	15, 24
9083	24/W CITYMAX AUDIO KIT	(03)	15, 24
12101	VOX-1 MODULE	(02)	103, 112
12105	VOX-5 MODULE	(02)	103, 112
12106	VOX-6 MODULE	(02)	103, 112
12107	VOX-7 MODULE	(02)	103, 112
22101	BRUTO FRAME MODULE (2 MODULS)	(02)	63, 67
22111	BRUTO FRAME MODULE (3 MODULS)	(02)	64, 67
22121	BRUTO FRAME MODULE (4 MODULS)	(02)	65, 67
22201	BRUTO AMPLIFIER MODULE	(02)	67
22251	BRUTO CAMERA MODULE	(02)	67
22261	BRUTO 101 PUSHBUTTON MODULE	(02)	67
22271	BRUTO 102 PUSHBUTTON MODULE	(02)	67
22291	BRUTO 202 PUSHBUTTON MODULE	(02)	67
22301	BRUTO COLOUR CAMERA MODULE	(02)	67
22371	MDS DIGITAL BRUTO KEYPAD MODULE	(02)	67
22401	MDS DIGITAL BRUTO DISPLAY MODULE	(02)	67
22641	BRUTO 201 PUSHBUTTON MODULE	(02)	67
23261	CONTACT CITY CONTROLLER	(03)	119, 142
23291	MDS CITY KEYPAD	(03)	119, 142
23351	MDS PROXIMITY CITY READER	(03)	119, 142
23361	PROXIMITY CARD W/O MAGNETIC STRIPE	(03)	19, 53, 58,100,119
23411	MDS DIGITAL KEYPAD WITH DISPLAY	(03)	120, 143
24510	ADS BASIC CITYMAX X20 TELEPHONE PACK	(02)	101
24651	RF DIGITAL REMOTE CONTROL	(03)	120, 138, 144
24661	ADAPTOR USB TO RS-485	(02)	121,125,130,139,142
25511	DUAL RF PROXIMITY REMOTE CONTROL	(03)	120, 144
27596	COLOUR MDS DIGITAL VIDEO BRUTO PANEL	(02)	119
27626	COLOUR MDS DIRECT VIDEO BRUTO PANEL	(02)	122
27657	COLOUR ADS DIRECT VIDEO BRUTO PANEL	(02)	100
27896	COLOUR MDS DIGITAL VIDEO BRUTO PANEL W/PROX.	(02)	119
29001	TIMER	(02)	104, 114
29580	DOOR LOCK MOD.3000N-412-S	(02)	75
29670	DOOR LOCK MOD.3000N-512-S	(02)	75
30708	DOOR LOCK MOD.450N-412-S MAX	(02)	124
31196	MDS COLOUR VIDEO MARINE PANEL	(02)	71, 119
31246	ADS COLOUR VIDEO MARINE PANEL	(02)	71, 100
36116	MONITORS REF.3311 PACK-X6	(04)	102
39047	4/W COLOUR BUILDING VIDEO KIT	(03)	32
39057	5/W COLOUR BUILDING VIDEO KIT	(03)	32
39067	6/W COLOUR BUILDING VIDEO KIT	(03)	32
39087	8/W COLOUR BUILDING VIDEO KIT	(03)	32



CONTACT US

Export Telephone Number	00 34 963 178 011
Export Fax Number	00 34 963 788 402
Technical Assistance Telephone Number	00 34 963 178 002
Technical Assistance Fax Number	00 34 963 170 427

email: export@fermax.com // tec@fermax.com
www.fermax.com

SPAIN (GENERAL HEADQUARTERS)

Headquarters and Production Unit in Valencia
FERMAX ELECTRONICA SAE
Avda tres cruces 133
46017 Valencia - SPAIN
☎ +34 96 317 80 11 - FAX +34 96 378 84 02
www.fermax.com // export@fermax.com
Offices in Madrid, Barcelona, Seville, Malaga,
Alicante, Bilbao, A Coruña.

FRANCE

Head Office in Paris
FERMAX FRANCE S.A
1-15 rue Benoit Frachon ZI des Vignes
93000 BOBIGNY
☎ +33 1 43 60 11 20 - FAX +33 1 43 60 95 49
www.fermax.fr // fermax@fermax.fr

UNITED KINGDOM

Head Office in London
FERMAX UK LTD
Bebington Close
Billericay-Essex CM12 ODT
☎ +44 1277 634555 - FAX +44 1277 634666
www.fermaxuk.com // fermax@fermaxuk.com

PEOPLE'S REPUBLIC OF CHINA

Headquarters and Production Unit in Shanghai
FERMAX (SHANGHAI) ELECTRONICS CO., LTD
Block A, No 1618, Yishan Rd.
201103 Shanghai-China
☎ +86 21 648 586 51 - FAX +86 21 648 592 37
www.fermax.com.cn // fermax@fermax.com.cn
Offices in Beijing, Chongqing, Guangzhou, Hangzhou,
Nanjing, Qingdao, Tianjing, Xian, Suzhou, Chengdu

SOUTHEAST ASIA

Head Office in Singapore
FERMAX ASIA PACIFIC PTE LTD
Block 13, Lorong 8 TOA PAYOH
Hex 07-12 Braddell Tech
Singapore 319261
☎ +65 6259 0700 - FAX +65 6259 0070
www.fermax.com.sg // fermax@fermax.com.sg
Representative Office in Ho Chi Minh City
FERMAX VIETNAM
54-56 Nguyen Trai St, Dist 1,
Zen Plaza, 9th floor, R#901b
HCMC
☎ +848 9255361 - FAX +848 9255362
www.fermax.vn // fermax@fermax.vn

INDIA

Head Office in New Delhi
FERMAX INDIA PVT LTD
Hall No 1, C Block Market.
Suraj Mal Vihar
Delhi 110092
☎ +91 11 22144669 ☎ +91 11 22143901
FAX +91 11 22144791
www.fermax.in // fermax@fermax.in

PORTUGAL

Representative Office in Lisbon
Av. do Forte, nº 3 - Edificio Suécia I, nºs 2.3 e
2.4
2794-038 Carnaxide (LISBOA)
☎ +351 21 418 66 37 - FAX +351 21 418 87 39
www.fermax.es // lisboa@fermax.com

RUSSIA

Head Office & Warehouse for the Russian
Federation in Moscow
FERMAX RUSSIA
Derbenevskaya Nab., 7, 2,
Office 102
11514 Moscow
☎ +7 (495) 984 7589 - FAX +7 (495) 984 7589
www.fermax.ru // fermax@fermax.ru

POLAND

Head Office in Warsaw
FERMAX POLSKA Sp. Z.o.o.
ul. Michałowicza 18a,
02-495 Warszawa
☎ +48 22 662 12 80 ☎ +48 605 220 220
FAX +48 22 662 12 80
www.fermax.pl // fermax@fermax.pl
Office & Warehouse in Poznan
ul. Tułodzieckiej 30,
60-465 Poznan
☎ +48 61 822 15 90 - FAX +48 61 842 92 09

USA

Head Office & Warehouse for North &
South America in Miami
FERMAX INC.
8000 NW 31 Street - Unit 8
Miami, Florida 33122
☎ +1 305-593-8900 - FAX +1 305-593-0400
www.fermaxusa.com // fermax@fermaxusa.com
Office in New-York

COLOMBIA

Head Office in Bogota
FERMAX ELECTRONICA COLOMBIA
Avda, 15 N°. 106-47 BOGOTA
☎ +571 6206543 - FAX +571 2147841
www.fermax.com.co // fermax@fermax.com.co

MIDDLE EAST

Representative Office in Bahrein
FERMAX MIDDLE EAST
P.O. Box 1686
Manama - Bahrein
☎ +973 17 406081 - FAX +973 17 406082
www.fermax.com // mideast@fermax.com
Office and Warehouse in Dubai
P.O. Box 17967, Jebel Ali, Dubai
☎ +971 4 886 0040 - FAX +971 4 886 0140
www.fermax.com // mideast@fermax.com

EASTERN EUROPE

Representative Office in Bratislava
Zadunajska, 8
85101 Bratislava
☎ +42 12 63 45 37 86 - FAX +42 12 63 53 04 42
www.fermax.com // easturope@fermax.com

WESTERN EUROPE

Sales Representative in Germany
Danziger Str.4
D-48455 Bad Bentheim
☎ +49 5922 777392 - FAX +49 5922 777393
www.fermax.com // westeurope@fermax.com

THANKS TO

Esteve Durbá (Advertisement Agency)
Enric Pérez and team (Photographer)

DESIGN

Fermax Electrónica S.A.E.

FERMAX

Audio and Video Door Entry Systems

www.fermax.com | export@fermax.com